



2019-20 MEDIA GUIDE



**PRESEASON ALL-BIG EAST FIRST TEAM**



*Kamar Baldwin,  
Butler*



*Ty-Shon Alexander,  
Creighton*



*Markus Howard,  
Marquette*



*Alpha Diallo,  
Providence*



*Naji Marshall,  
Xavier*

**PRESEASON ALL-BIG EAST SECOND TEAM**



*Paul Reed,  
DePaul*



*James Akinjo,  
Georgetown*



*L.J. Figueroa,  
St. John's*



*Mustapha Heron,  
St. John's*



*Collin Gillespie,  
Villanova*



*Jermaine Samuels,  
Villanova*

**PRESEASON FRESHMAN  
OF THE YEAR**



*Jeremiah Robinson-Earl,  
Villanova*

**PRESEASON PLAYER  
OF THE YEAR**  
*Myles Powell, Seton Hall*



# The BIG EAST Conference



655 Third Avenue, 7th Fl. | New York, N.Y. 10017 | [www.bigeast.com](http://www.bigeast.com)

## TABLE OF CONTENTS

The BIG EAST Conference Profile .....	2
BIG EAST Scholar-Athletes of the Year.....	3
Commissioner Val Ackerman .....	4
2019-20 BIG EAST Champ Sites & Dates.....	5
All-Time BIG EAST Champions .....	6-9
BIG EAST Presidents .....	10
BIG EAST Directors of Athletics.....	11
BIG EAST Notebook .....	12-13
Preseason Honors .....	14
Preseason Poll.....	15
BIG EAST on Television.....	16-18
2019-20 Composite Schedule .....	19-23
2020 BIG EAST Tournament .....	24
NCAA Championship .....	25
BIG EAST Officials Bureau .....	26

## The Teams

Butler Bulldogs .....	28-31
School Quick Facts.....	28
Storylines & Schedule.....	28
Roster & Statistics.....	29
Coaching Staff.....	28
Coaching Records .....	30
2018-19 Results.....	31
Career Leaders.....	31
Creighton Bluejays .....	32-35
DePaul Blue Demons.....	36-39
Georgetown Hoyas.....	40-43
Marquette Golden Eagles.....	44-47
Providence Friars .....	48-51
St. John's Red Storm .....	52-55
Seton Hall Pirates .....	56-59
Villanova Wildcats.....	60-63
Xavier Musketeers.....	64-67
BIG EAST School Media Contacts.....	68

## 2018-19 Year In Review

Final Standings & Postseason Results.....	70
Award Winners .....	71
Individual & Team Statistics.....	72-78
Game Highs and Lows.....	79-82

## BIG EAST Record Book

Single-Game & Single-Season Records .....	84-86
Top Performances .....	87-88
Career Leaders.....	89-93
Annual Leaders .....	94-99
BIG EAST Coaching Records .....	100
Championship Results .....	101-104
All-BIG EAST Honors .....	105-110
Year-By-Year Standings .....	112-115
Postseason History.....	116-131
Postseason Awards .....	132
All-America Selections.....	133-134
Postseason Tournament Honors .....	135
The BIG EAST & The NBA .....	136-139
Attendance History.....	140-141
National Polls.....	142-144
The BIG EAST By Season.....	145-146

## BIG EAST CONFERENCE STAFF

Commissioner .....	Val Ackerman
Deputy Commissioner/COO .....	Vince Nicastro
Executive Associate Commissioner, Men's Basketball .....	Stu Jackson
Sr. Associate Commissioner, Broadcasting .....	Rich Gentile
Sr. Associate Commissioner, Sports Media Relations.....	John Paquette
Sr. Associate Commissioner, Sport Administration and Championships .....	Chris Schneider
Sr. Associate Commissioner, Marketing and External Affairs.....	Nicole Early
Associate Commissioner, Compliance and Governance .....	Katie Willett
Associate Commissioner, Women's Basketball.....	Tracy Ellis-Ward
Associate Commissioner, Finance and Budget.....	Kevin Flanagan
Assistant Commissioner, Media Relations and Digital Network Services .....	Pamela Flenke
Assistant Commissioner, Olympic Sports and Marketing Communications.....	Kristin Quinn
Assistant Commissioner, Men's Basketball Operations.....	Michael Coyne
Sr. Director of Championships.....	James Greene
Sr. Director of Championships.....	Tania Kennedy
Sr. Director of Conference Operations.....	Barbara Davis
Sr. Director, Digital and Social Media .....	Bobby Mullen
Sr. Director, Compliance and Membership Services.....	Michael Sainte
Coordinator, Creative Services.....	Ben Piascik
Office Manager and Executive Assistant to Commissioner .....	Genelia Santanelli
Office and Conference Services Assistant.....	Hanna Wilson
Communications Assistant .....	Paul Stromberg
Supervisor of Officials, Men's Basketball .....	John Cahill
Supervisor of Officials, Women's Basketball.....	Debbie Williamson
V.P./General Manager BIG EAST Conference Sports Properties, FOX Sports .....	Jim Prendergast

## CREDITS

Editor:	John Paquette
Editorial Assistance:	Kristin Quinn, Pam Flenke, Paul Stromberg
Graphic Design:	Mary Ann Guillette
Printing:	Charlie Guillette, Colonial Lithograph, Inc., Attleboro, Mass.
Photography:	Mitchell Layton Photography, Porter Binks, Tom Maguire, NBA Photos and school sports information offices.
Special Thanks:	The BIG EAST would like to thank the sports information departments of its member schools for their valuable assistance and cooperation in producing this publication.



Fans and media are invited to follow the latest BIG EAST men's basketball news through social media.

The BIG EAST Twitter feed may be accessed @BIGEASTMbb and @BIGEAST.

The conference's official Facebook page is available at [Facebook.com/BIGEASTConference](https://www.facebook.com/BIGEASTConference).

The conference's Instagram page is @BIGEASTconf.

Follow the conversation at #BIGEASTmbb or #MarchToMSG.

For the BIG EAST Digital Network, follow @BIGEASTdigital.

# The BIG EAST Conference



Through the first six years in its configuration of 10 outstanding and nationally acclaimed institutions, the BIG EAST Conference has established itself as one of the nation's exceptional Conferences and a leader in collegiate athletics.

Dynamic leadership has been a staple of the BIG EAST throughout its history. The conference turned "40" on May, 29, 2019, and has always taken a proactive role on many fronts. The 2018-19 academic year proved no different.

The BIG EAST secured its agreement with Madison Square Garden to assure the league will play its men's basketball tournament at the World's Most Famous Arena for the next 10 years.

The University of Connecticut, a member of the conference from 1979 to 2013, was readmitted to the BIG EAST. UConn, which will begin competing in the league again in 2020-21, brings a rich history of academic and athletic excellence. The Huskies' women's basketball program won eight of its 11 national championships as a BIG EAST member. The men's team won three national titles under the BIG EAST umbrella and an additional crown in 2014.

The BIG EAST Conference was chosen by USA Basketball to represent the United States at the 2019 Pan American Games in Lima, Peru. It marked the first time a team from a single Division I conference represented the U.S. in the sport of men's basketball in Pan American Games competition. The team exceeded expectations by winning a bronze medal.

In the arena and on the playing fields, the BIG EAST has produced 11 national championships over the past six academic years. Six BIG EAST teams have captured national titles, including two in men's basketball. BIG EAST student-athletes also have won national championships in five individual events.

In the classroom, a record 67 BIG EAST athletic programs were recognized in 2018-19 by the NCAA with Public Recognition Awards for outstanding academic achievement in the previous academic year. By percentage, Villanova led all schools nationally for a second straight year with 77 percent of its squads receiving recognition. BIG EAST schools also produced seven CoSIDA Academic All-Americans.

Val Ackerman, who previously served as founding President of the WNBA, President of USA Basketball and U.S. representative to the International Basketball Federation (FIBA), was named the BIG EAST's fifth Commissioner in 2013. Under her leadership, the BIG EAST has maintained its reputation for achievement at the highest levels and has continued to be influential on the national collegiate landscape, with numerous conference and campus administrators currently serving on important NCAA committees. Ackerman is one of the few sports executives who has held leadership positions in both men's and women's sports at the collegiate, professional, national team and international level.

In 2013, the BIG EAST began a new era by returning to its basketball-centric heritage. The league's 10 member schools—Butler University, Creighton University, DePaul University, Georgetown University, Marquette University, Providence College, St. John's University, Seton Hall University, Villanova University, and Xavier University—adhere to an unwavering commitment to academic integrity, athletic excellence and community service.

In December of 2012, DePaul, Georgetown, Marquette, Providence, St. John's, Seton Hall and Villanova, announced their intention to separate from the conference's FBS football-playing schools and form an independent association. The seven schools

reached an agreement to retain the BIG EAST name and assume the conference's long-term pact with Madison Square Garden to host the BIG EAST Men's Basketball Tournament. The schools also announced the addition of three distinguished institutions—Butler, Creighton and Xavier—and forged a landmark, long-term broadcast partnership with FOX Sports. The BIG EAST moved its headquarters from its original location in Providence, R.I., to midtown Manhattan in New York City. The new era officially began on July 1, 2013.

The BIG EAST has been lauded as a leader in innovative concepts, particularly television, and that reputation continues with the conference's relationship with FOX Sports. The BIG EAST has enjoyed a successful multi-year partnership with FOX Sports and its national cable network FS1. FOX's comprehensive coverage of BIG EAST men's basketball includes the broadcast of all regular-season games on FOX, FS1, FS2 or FOX Regional Networks, as well as the BIG EAST Tournament at Madison Square Garden, college basketball's longest-running postseason conference tourney held at the same venue.

BIG EAST institutions are located in seven of the nation's 36 largest media markets, including New York, Chicago, Philadelphia, Washington, D.C., Indianapolis, Milwaukee and Cincinnati.

FOX Sports platforms carry complete coverage of women's basketball regular-season play and the BIG EAST Women's Basketball Tournament. Every Olympic sport championship is also carried on a network or digital platform.

The BIG EAST has also increased the visibility of its school programs with the BIG EAST Digital Network (BEDN). In 2014-15, the league became the first collegiate conference to be hosted on the FOX Sports



# The BIG EAST Scholar-Athlete of the Year

The BIG EAST Basketball Scholar-Athlete of the Year award is one of a number of scholarships presented by the BIG EAST Conference during the academic year. The conference names a winner in men's and women's basketball each year. The winners are chosen by the BIG EAST Academic Affairs Committee.

mobile platform. For the fifth straight year, BEDN aired 225 live events with an emphasis on women's basketball, soccer and Olympic sport regular-season and championship events.

Founded in 1979 by Dave Gavitt, the former Providence men's basketball coach and athletic director, the BIG EAST Conference became a reality in May of 1979. Providence, St. John's, Georgetown, Syracuse, Seton Hall, Connecticut and Boston College formed the original seven-school alliance, and the conference became an immediate national power in men's basketball. While the composition of the BIG EAST has evolved, the focus of its schools has not changed, reflecting a tradition of emphasizing academic strength and fair play.

To complement its athletic successes, the conference launched BIG EAST Serves in 2014 to align with the service missions of the member institutions. Initiatives housed under the BIG EAST Serves umbrella, the BIG EAST Career Consortium and the national partnership with the It's On Us campaign against campus sexual assaults, reflect the conference's commitment to developing the complete BIG EAST student-athlete and making a positive contribution to campus communities and the conference's headquarters in New York. The BIG EAST annually hosts a Well Being Forum to help provide institutional personnel with information, insights and basic training so they can better support the mental and physical health of their student-athletes.

The BIG EAST and Commissioner Ackerman have taken a leadership role in

Sport at the Service of Humanity, an initiative created by the Vatican's Pontifical Council for Culture to focus on how sport and faith can drive positive social change. Ackerman was a delegate at the inaugural Vatican conference and has served on an advisory committee to develop the framework and content for the initiative.

The BIG EAST hosts Freshmen Fundamentals, a unique program designed to assist men's basketball student-athletes in the transition from high school to college and the elite level of BIG EAST basketball. The league hosts Transition Game for women's basketball, which assists women's basketball student-athletes in the transition from college player to emerging professional on and off the court.

BIG EAST institutions boast high graduation rates for their student-athletes, and the league has always been able to boast that many of its best athletes are also its best students. Creighton volleyball's Taryn Kloth and Marquette basketball's Allazia Blockton were the conference nominees for the 2019 NCAA Woman of the Year award.

The conference, which crowns champions in 22 sports, had league teams earn a total of 18 NCAA team berths and 23 individual NCAA invitations in 2018-19. In men's basketball, all 10 teams participated in the postseason for the first time in conference history. Men's basketball teams have earned 32 NCAA invitations in six years, averaging 5.3 per season.

Current BIG EAST men's basketball programs have enjoyed extraordinary success. Villanova has won NCAA Championships

in 2018, 2016 and 1985. Georgetown and Marquette also have won the national title. Butler, DePaul, Providence, St. John's and Seton Hall have all made the Final Four. The BIG EAST placed three men's basketball teams in the 1985 Final Four—Georgetown, St. John's and Villanova—the only time this has occurred in NCAA history. Over the past 16 years, Butler, Georgetown, Marquette and Villanova have reached the Final Four, with Villanova making three trips and Butler two. Xavier has advanced to the Elite Eight three times.

The BIG EAST has achieved recent success in other sports as well. A BIG EAST team has won the NCAA women's cross country championship four of the last 10 years (Villanova twice, Providence and Georgetown once), with one runner-up finish (Providence). Creighton men's soccer has advanced to the NCAA College Cup twice in the last six seasons and Providence made it in 2014. Georgetown's women's soccer team reached the College Cup in 2018 and 2016. As an affiliate member in field hockey, Connecticut has won three national championships in six years. Denver, as affiliate member in men's lacrosse, won the NCAA crown in 2015.

In the 40 years since the original league opened its doors, BIG EAST teams have won 41 national championships in eight different sports with 145 student-athletes winning individual national titles in the league's history.

## BASKETBALL SCHOLAR-ATHLETES OF THE YEAR

2019	Michael Nzei, Seton Hall; Allazia Blockton, Marquette	2001	Ruben Boumtje Boumtje, Georgetown; Ruth Riley, Notre Dame
2018	Jalen Brunson, Villanova; Allazia Blockton, Marquette	2000	Lavor Postell, St. John's; Cal Bouchard, Boston College
2017	Billy Garrett Jr., DePaul; Brooke Schulte, DePaul	1999	Rob Hodgson, Rutgers; Rebecca Burbridge, West Virginia
2016	Kellen Dunham, Butler; Megan Podkowa, DePaul	1998	Pat Garrity, Notre Dame; Raquel Nurse, Syracuse
2015	Alex Barlow, Butler; Brittany Hrynko, DePaul	1997	Ya Ya Dia, Georgetown; Kristyn Cook, Syracuse
2014	Alex Barlow, Butler; Katherine Plouffe, Marquette	1996	Adrian Griffin, Seton Hall; Jennifer Rizzotti, Connecticut
2013	Peyton Siva, Louisville; Anna Martin, DePaul	1995	Marc Molinsky, Boston College; Rebecca Lobo, Connecticut
2012	Tim Abromaitis, Notre Dame; Da'Shena Stevens, St. John's	1994	Arturas Karnishovas, Seton Hall; Rebecca Lobo, Connecticut
2011	Tim Abromaitis, Notre Dame; Maya Moore, Connecticut	1993	Arturas Karnishovas, Seton Hall; Erin Kenneally, Syracuse
2010	Tim Abromaitis, Notre Dame; Maya Moore, Connecticut	1992	Darren Morningstar, Pittsburgh; Wendy Davis, Connecticut
2009	Alex Ruoff, West Virginia; Jill Stephens, Cincinnati	1991	Greg Woodard, Villanova; Carla Wenger, Boston College
2008	Ted Talkington, West Virginia; Allie Quigley, DePaul	1990	Stephen Thompson, Syracuse; Angela Alston, Syracuse
2007	Aaron Gray, Pittsburgh; Jenna Rubino, DePaul	1989	Ramon Ramos, Seton Hall; Geraldine Saintilus, Seton Hall
2006	Johannes Herber, West Virginia; Megan Duffy, Notre Dame	1988	Mark Plansky, Villanova; Vera Jones, Syracuse
2005	Craig Forth, Syracuse; Ashley Bush, Seton Hall	1987	Harold Jensen, Villanova; Kathy Sweet, Boston College
2004	Emeka Okafor, Connecticut; Courtney Mix, Villanova	1986	Ron Rowan, St. John's; Joanne Powers, Providence
2003	Emeka Okafor, Connecticut; Alicia Ratay, Notre Dame	1985	Michael Moses, St. John's; Leigh Curl, Connecticut
2002	Carlton Carter, Virginia Tech; Nicole Conway, Boston College		



**VAL ACKERMAN** was named the fifth Commissioner of the Big East Conference on June 26, 2013. She was the founding President of the Women's National Basketball Association (WNBA) and a past President of USA Basketball, which oversees the U.S. men's and women's Olympic basketball program. She has had a long and accomplished career in the sports industry and is one of the few sports executives who has held leadership positions in both men's and women's sports at the collegiate, professional, national team and international levels.

In 2016, Val was recognized by Sports Business Journal as one of the 50 most influential people in the sports business and received the Women's Sports Foundation's Billie Jean King Contribution Award for significant contributions to the development and advancement of women's sports.

Val attended the University of Virginia as one of the school's first female student-athlete scholarship recipients. She was a four-year starter, three-time captain and two-time Academic All-American for the Cavaliers' women's basketball team and the first 1,000-point scorer in the program's history. She graduated with high distinction with a degree in political and social thought in 1981 and played one year of professional basketball in France before earning a law degree from UCLA in 1985.

Val started her legal career as a corporate and banking associate at the New York law firm of Simpson Thacher & Bartlett and joined the National Basketball Association as a staff attorney in 1988. She was an executive at the NBA for eight years, serving as Special Assistant to NBA Commissioner David Stern and Director (and later) Vice

President of Business Affairs before being named the WNBA's first President in 1996. She guided the league to a much-heralded launch in 1997 and headed its day-to-day operations for its first eight seasons.

In 2005, Val was elected President of USA Basketball for the 2005-08 term, leading the organization to an overall competitive record of 222-23 and gold medal performances by the U.S. men's and women's basketball teams at the 2008 Olympics in Beijing. She was one of the NBA's original appointees to the USA Basketball Board of Directors in 1989 and served as an organizational liaison with USAB during the early years of NBA participation in FIBA competitions, including the 1992 and 1996 Olympics and 1994 World Championships. A USA Basketball Board member for 23 years, Val played a key role in the long-standing success of the U.S. women's national basketball team program, which won gold medals at the 1998, 2002 and 2010 FIBA World Championships and the 1996, 2000, 2004, 2008 and 2012 Olympic Games. In 2013, Val was named the recipient of USA Basketball's Edward S. Steitz Award, which recognizes outstanding contributions in international basketball.

Val also served two terms (2006-10 and 2010-2014) as the U.S. representative for men's and women's basketball on the Central Board of the International Basketball Federation (FIBA), the sport's world governing body. She was a member of FIBA's Competition Commission and served on the Central Board of FIBA Americas, FIBA's zone authority for North, Central and South America.

Val is a member of the NCAA Men's Basketball Oversight Committee and is on the Board of Directors of Women Leaders in College Sports, which recognized her as Conference Administrator of the Year in 2018. She is also on the Board of Directors of the Women's Basketball Hall of Fame, which inducted her as a contributor in 2011, and is a Lifetime Trustee of the

Naismith Memorial Basketball Hall of Fame, which presented her with the John Bunn Lifetime Achievement Award in 2008. She has done consulting work for the National Hockey League, which she assisted in formulating a long-term plan to support women's ice hockey, and the NCAA, for which she prepared a comprehensive white paper in 2013 on growth strategies for women's college basketball. She also worked as a free-lance columnist for espnw.com, where she authored a series of articles on the subject of women and sports and participated as a member of the espnw Advisory Board.

Val's accomplishments in the sports business have earned her numerous awards, including the University of Virginia's Distinguished Alumna Award; the March of Dimes Sports Achievement Award; induction into the GTE Academic All-America Hall of Fame; the Girls Scouts of America National Women of Distinction Juliette Award; the NOW Legal Defense and Education Fund Equal Opportunity Award; inclusion on the Atlantic Coast Conference's 50th Anniversary Women's Basketball team; induction into the International Scholar-Athlete Hall of Fame; the Women's Basketball Coaches Association President's Citation; the NCAA Silver Anniversary Award; the International Olympic Committee Women and Sport Achievement Diploma; the Sports Business Journal Champions in Sports Business Award; inclusion as a Women's Sports Foundation/espnw 40 for 40 Honoree; induction into the National Consortium for Academics and Sports Hall of Fame; the Women in Sports and Events (WISE) 20th Anniversary Women of Distinction Award; the Arthur Ashe Institute for Urban Health Sports Ball Award; the Marquette School of Law Master of the Game Award; and the Emily Couric Leadership Award.

Val is married to Charlie Rappaport, a retired tax partner of Simpson Thacher & Bartlett. They have two daughters, Emily (a 2014 graduate of Yale) and Sally (a 2017 graduate of Wesleyan).



# 2019-2020 BIG EAST Championships

## BIG EAST 2019-20 CHAMPIONSHIP SITES & DATES

Sport	Host	Championship Dates	Championship Site
Men's Cross Country	Marquette	November 2	Wayne E, Dannehy Cross Country Course, Kenosha, Wis.
Women's Cross Country	Butler	November 2	Wayne E, Dannehy Cross Country Course, Kenosha, Wis.
Women's Soccer	Creighton	November 3, 7 & 10	Morrison Stadium, Omaha Neb.
Field Hockey	Quinnipiac	November 8 & 10	Quinnipiac Field Hockey Stadium, Hamden, Conn.
Men's Soccer	Higher Seed	November 9, 13 & 17	Higher Seed
Volleyball	Marquette	November 29-30	Al McGuire Center, Milwaukee, Wis.
Men's Swimming & Diving	BIG EAST	February 26-29	Nassau Aquatic Center, East Meadow, N.Y.
Women's Swimming & Diving	BIG EAST	February 26-29	Nassau Aquatic Center, East Meadow, N.Y.
Men's Indoor Track & Field	BIG EAST	March 1-2	Spire Institute, Geneva, Ohio
Women's Indoor Track & Field	BIG EAST	March 1-2	Spire Institute, Geneva, Ohio
Women's Basketball	BIG EAST, DePaul	March 6-9	Wintrust Arena, Chicago, Ill.
Men's Basketball	BIG EAST	March 11-14	Madison Square Garden, New York, N.Y.
Men's Tennis	BIG EAST	April 16-19	Cayce Tennis & Fitness Center, Cayce, S.C.
Women's Tennis	BIG EAST	April 16-19	Cayce Tennis & Fitness Center, Cayce, S.C.
Women's Golf	BIG EAST	April 24-26	Callawassie Island GC, Okatie, S.C.
Men's Golf	BIG EAST	April 1-3	Callawassie Island GC, Okatie, S.C.
Women's Lacrosse	Georgetown	April 30 & May 2	Multi-Sport Field, Washington D.C.
Men's Lacrosse	Providence	April 30 & May 2	Amderson Stadium, Providence, R.I.
Softball	DePaul	May 7-9	Ballpark at Rosemont, Rosemont, Ill.
Men's Outdoor Track & Field	BIG EAST	May 8-9	Villanova Stadium, Villanova, Pa.
Women's Outdoor Track & Field	BIG EAST	May 8-9	Icahn Stadium, New York, N.Y.
Baseball	Xavier	May 21-24	Prasco Park, Mason, Ohio



# All-time BIG EAST Champions

A year-by-year and sport-by-sport list of BIG EAST champions since the conference's inception in the 1979-80 academic year. Teams listed are those that won the respective BIG EAST postseason tournament or event with the following exceptions: men's lacrosse champions are based on regular-season standings in 2010 and 2011; women's lacrosse champions are based on regular-season standings from 2001-06.

## Baseball

1985	St. John's
1986	St. John's
1987	Seton Hall
1988	St. John's
1989	Villanova
1990	Connecticut
1991	Villanova
1992	Providence
1993	St. John's
1994	Connecticut
1995	Pittsburgh
1996	West Virginia
1997	St. John's
1998	Rutgers
1999	Providence
2000	Rutgers
2001	Seton Hall
2002	Notre Dame
2003	Notre Dame
2004	Notre Dame
2005	Notre Dame
2006	Notre Dame
2007	Rutgers
2008	Louisville
2009	Louisville
2010	St. John's
2011	Seton Hall
2012	St. John's
2013	Connecticut
2014	Xavier
2015	St. John's
2016	Xavier
2017	Xavier
2018	St. John's
2019	Creighton

**Totals:** St. John's 9, Notre Dame 5, Rutgers 3, Seton Hall 3, Connecticut 3, Xavier 3, Louisville 2, Villanova 2, Creighton 1, West Virginia 1, Pittsburgh 1.

## Men's Basketball

1980	Georgetown
1981	Syracuse
1982	Georgetown
1983	St. John's
1984	Georgetown
1985	Georgetown
1986	St. John's
1987	Georgetown
1988	Georgetown
1989	Georgetown
1990	Connecticut
1991	Seton Hall
1992	Syracuse
1993	Seton Hall
1994	Providence
1995	Villanova
1996	Connecticut
1997	Boston College
1998	Connecticut
1999	Connecticut
2000	St. John's
2001	Boston College
2002	Connecticut
2003	Pittsburgh
2004	Connecticut
2005	Syracuse
2006	Syracuse
2007	Georgetown
2008	Pittsburgh
2009	Louisville
2010	West Virginia
2011	Connecticut
2012	Louisville
2013	Louisville
2014	Providence
2015	Villanova
2016	Seton Hall
2017	Villanova
2018	Villanova
2019	Villanova

**Totals:** Georgetown 7, Connecticut 6, Syracuse 5, Villanova 5, St. John's 3, Louisville 3, Seton Hall 3, Boston College 2, Pittsburgh 2, Providence 2, West Virginia 1.

## Women's Basketball

1983	St. John's
1984	St. John's
1985	Syracuse
1986	Villanova
1987	Villanova
1988	St. John's
1989	Connecticut
1990	Providence
1991	Connecticut
1992	Miami
1993	Miami
1994	Connecticut
1995	Connecticut
1996	Connecticut
1997	Connecticut
1998	Connecticut
1999	Connecticut
2000	Connecticut
2001	Connecticut
2002	Connecticut
2003	Villanova
2004	Boston College
2005	Connecticut
2006	Connecticut
2007	Rutgers
2008	Connecticut
2009	Connecticut
2010	Connecticut
2011	Connecticut
2012	Connecticut
2013	Notre Dame
2014	DePaul
2015	DePaul
2016	St. John's
2017	Marquette
2018	DePaul
2019	DePaul

**Totals:** Connecticut 18, DePaul 4, St. John's 4, Villanova 3, Miami 2, Marquette 1, Notre Dame 1, Rutgers 1, Syracuse 1, Providence 1, Boston College 1.

## Men's Cross Country

1979	Providence
1980	Providence
1981	Providence
1982	Providence
1983	Villanova
1984	Providence
1985	Providence
1986	Georgetown
1987	Georgetown
1988	Providence
1989	Georgetown
1990	Providence
1991	Providence
1992	Providence
1993	Villanova
1994	Georgetown
1995	Providence
1996	Providence
1997	Notre Dame
1998	Providence
1999	Notre Dame
2000	Providence
2001	Notre Dame
2002	Villanova
2003	Georgetown
2004	Notre Dame
2005	Notre Dame
2006	Providence
2007	Louisville
2008	Georgetown
2009	Syracuse
2010	Syracuse
2011	Villanova
2012	Syracuse
2013	Villanova
2014	Villanova
2015	Georgetown
2016	Georgetown
2017	Georgetown
2018	Georgetown

**Totals:** Providence 15, Georgetown 10, Villanova 6, Notre Dame 5, Syracuse 3, Louisville 1.

## Women's Cross Country

1982	Boston College
1983	Boston College
1984	Villanova
1985	Boston College
1986	Villanova
1987	Villanova
1988	Georgetown
1989	Villanova
1990	Villanova
1991	Villanova
1992	Villanova
1993	Villanova
1994	Villanova
1995	Providence
1996	Providence
1997	Providence
1998	Villanova
1999	Georgetown
2000	Boston College
2001	Georgetown
2002	Notre Dame
2003	Notre Dame
2004	Providence
2005	Notre Dame
2006	Providence
2007	West Virginia
2008	Villanova
2009	Villanova
2010	Villanova
2011	Villanova
2012	Georgetown
2013	Providence
2014	Georgetown
2015	Providence
2016	Providence
2017	Villanova
2018	Villanova

**Totals:** Villanova 16, Providence 8, Georgetown 5, Boston College 4, Notre Dame 3, West Virginia 1.



# All-time BIG EAST Champions

## Field Hockey

1989	Providence
1990	Villanova
1991	Providence
1992	Connecticut
1993	Syracuse
1994	Boston College
1995	Syracuse
1996	Connecticut
1997	Boston College
1998	Connecticut
1999	Connecticut
2000	Connecticut
2001	Syracuse
2002	Connecticut
2003	Boston College
2004	Connecticut
2005	Connecticut
2006	Connecticut
2007	Connecticut
2008	Syracuse
2009	Connecticut
2010	Syracuse
2011	Syracuse
2012	Connecticut
2013	Connecticut
2014	Connecticut
2015	Connecticut
2016	Connecticut
2017	Connecticut
2018	Connecticut

**Totals:** Connecticut 18, Syracuse 6, Boston College 3, Providence 2, Villanova 1.

## Rowing

2004	Notre Dame
2005	Notre Dame
2006	Notre Dame
2007	Notre Dame
2008	Notre Dame
2009	Notre Dame
2010	Notre Dame
2011	Notre Dame
2012	Notre Dame
2013	Notre Dame

**Totals:** Notre Dame 10.

## Men's Golf

1979	St. John's
1980	Providence
1981	St. John's
1982	St. John's
1983	St. John's
1984	St. John's
1985	Villanova
1986	St. John's
1987	St. John's
1988	St. John's
1989	St. John's
1990	Villanova
1991	Miami
1992	Seton Hall
1993	Providence
1994	Connecticut
1995	Notre Dame
1996	Notre Dame
1997	Notre Dame
1998	Georgetown
2000	Seton Hall
2001	Virginia Tech
2002	Virginia Tech
2003	Virginia Tech
2004	Notre Dame
2005	Notre Dame
2006	Notre Dame
2007	Louisville
2008	Marquette
2009	Louisville
2010	Georgetown
2011	Notre Dame
2012	Notre Dame
2013	USF
2014	St. John's
2015	Marquette
2016	Georgetown
2017	Marquette
2018	Georgetown
2019	Marquette

**Totals:** St. John's 10, Notre Dame 8, Georgetown 4, Marquette 4, Virginia Tech 3, Louisville 2, Providence 2, Seton Hall 2, Villanova 2, Connecticut 1, Miami 1, USF 1.

## Men's Lacrosse

2010	Syracuse
2011	Syracuse
2012	Syracuse
2013	Syracuse
2014	Denver
2015	Denver
2016	Marquette
2017	Marquette
2018	Georgetown
2019	Georgetown

**Totals:** Syracuse 4, Denver 2, Marquette 2, Georgetown 2.

## Women's Lacrosse

2001	Georgetown
2002	Georgetown
2003	Georgetown
2004	Georgetown
2005	Georgetown
2006	Georgetown
2007	Syracuse
2008	Syracuse
2009	Notre Dame
2010	Georgetown
2011	Loyola
2012	Loyola
2013	Syracuse
2014	Louisville
2015	Florida
2016	Florida
2017	Florida
2018	Florida
2019	Georgetown

**Totals:** Georgetown 8, Florida 4, Syracuse 4, Loyola 2, Notre Dame 1, Louisville 1.

## Women's Golf

2003	Notre Dame
2004	Notre Dame
2005	St. John's
2006	Louisville
2007	Louisville
2008	Notre Dame
2009	Louisville
2010	Louisville
2011	Notre Dame
2012	USF
2013	Notre Dame
2014	Seton Hall
2015	Seton Hall
2016	Seton Hall
2017	Georgetown
2018	Georgetown
2019	Xavier

**Totals:** Notre Dame 5, Louisville 4, Seton Hall 3, Georgetown 2, St. John's 1, USF 1, Xavier 1.

## Men's Soccer

1982	Syracuse
1983	Connecticut
1984	Connecticut
1985	Syracuse
1986	Seton Hall
1987	Seton Hall
1988	Seton Hall
1989	Connecticut
1990	Boston College
1991	Seton Hall
1992	St. John's
1993	St. John's
1994	St. John's
1995	St. John's
1996	Notre Dame
1997	Rutgers
1998	St. John's
1999	Connecticut
2000	Boston College
2001	St. John's
2002	Boston College
2003	Notre Dame
2004	Connecticut
2005	Connecticut
2006	St. John's
2007	Connecticut
2008	USF
2009	St. John's
2010	Louisville
2011	St. John's
2012	Notre Dame
2013	Marquette
2014	Providence
2015	Georgetown
2016	Butler
2017	Georgetown
2018	Georgetown

**Totals:** St. John's 9, Connecticut 7, Seton Hall 4, Boston College 3, Georgetown 3, Notre Dame 3, Syracuse 2, Butler 1, Marquette 1, Providence 1, Louisville 1, Rutgers 1, USF 1.

## Women's Soccer

1993	Providence
1994	St. John's
1995	Notre Dame
1996	Notre Dame
1997	Notre Dame
1998	Notre Dame
1999	Notre Dame
2000	Notre Dame
2001	Notre Dame
2002	Connecticut
2003	Villanova
2004	Connecticut
2005	Notre Dame
2006	Notre Dame
2007	West Virginia
2008	Notre Dame
2009	Notre Dame
2010	West Virginia
2011	West Virginia
2012	Marquette
2013	Marquette
2014	DePaul
2015	Butler
2016	Georgetown
2017	Georgetown
2018	Georgetown

**Totals:** Notre Dame 11, Georgetown 3, West Virginia 3, Connecticut 2, Marquette 2, Providence 1, St. John's 1, Villanova 1, DePaul 1, Butler 1.

# All-time BIG EAST Champions



## Softball

1990	Connecticut
1991	Connecticut
1992	Connecticut
1993	Connecticut
1994	Providence
1995	Connecticut
1996	Connecticut
1997	Boston College
1998	Boston College
1999	Notre Dame
2000	Notre Dame
2001	Connecticut
2002	Notre Dame
2003	Notre Dame
2004	Seton Hall
2005	Seton Hall
2006	Notre Dame
2007	Louisville
2008	DePaul
2009	Notre Dame
2010	Syracuse
2011	Syracuse
2012	Louisville
2013	USF
2014	DePaul
2015	St. John's
2016	Butler
2017	DePaul
2018	DePaul
2019	DePaul

**Totals:** Connecticut 7, Notre Dame 6, DePaul 5, Louisville 2, Seton Hall 2, Syracuse 2, St. John's 1, Butler 1, USF 1, Providence 1.

## Men's Swimming & Diving

1980	Syracuse
1981	Villanova
1992	Syracuse
1983	Pittsburgh
1984	Pittsburgh
1985	Pittsburgh
1986	Pittsburgh
1987	Pittsburgh
1988	Pittsburgh
1989	Pittsburgh
1990	Pittsburgh
1991	Pittsburgh
1992	Pittsburgh
1993	Villanova
1994	Pittsburgh
1995	Miami
1996	Syracuse
1997	Pittsburgh
1998	Pittsburgh
1999	Pittsburgh
2000	Pittsburgh
2001	Pittsburgh
2002	Pittsburgh
2003	Pittsburgh
2004	Pittsburgh
2005	Notre Dame
2006	Notre Dame
2007	West Virginia
2008	Notre Dame
2009	Notre Dame
2010	Louisville
2011	Louisville
2012	Notre Dame
2013	Notre Dame
2014	Xavier
2015	Xavier
2016	Xavier
2017	Seton Hall
2018	Seton Hall
2019	Xavier

**Totals:** Pittsburgh 19, Notre Dame 6, Xavier 4, Syracuse 3, Seton Hall 2, Villanova 2, Louisville 2, West Virginia 1, Miami 1.

## Women's Swimming & Diving

1983	Pittsburgh
1984	Pittsburgh
1985	Pittsburgh
1986	Pittsburgh
1987	Pittsburgh
1988	Pittsburgh
1989	Pittsburgh
1990	Pittsburgh
1991	Pittsburgh
1992	Villanova
1993	Villanova
1994	Villanova
1995	Villanova
1996	Villanova
1997	Notre Dame
1998	Notre Dame
1999	Notre Dame
2000	Notre Dame
2001	Notre Dame
2002	Notre Dame
2003	Notre Dame
2004	Notre Dame
2005	Notre Dame
2006	Notre Dame
2007	Notre Dame
2008	Notre Dame
2009	Notre Dame
2010	Notre Dame
2011	Louisville
2012	Louisville
2013	Louisville
2014	Villanova
2015	Villanova
2016	Villanova
2017	Villanova
2018	Villanova
2019	Villanova

**Totals:** Notre Dame 14, Villanova 11, Pittsburgh 9, Louisville 3.

## Men's Tennis

1979	Boston College
1980	St. John's
1981	Boston College
1982	Boston College
1983	Boston College
1984	Boston College
1985	Boston College
1986	Boston College
1987	Boston College
1988	Boston College
1989	Georgetown
1990	Boston College
1991	St. John's
1993	Miami
1994	Miami
1995	Miami
1996	Notre Dame
1997	Miami
1998	Miami
1999	Notre Dame
2000	Miami
2001	Miami
2002	Notre Dame
2003	Miami
2004	Notre Dame
2005	Notre Dame
2006	Louisville
2007	Notre Dame
2008	Notre Dame
2009	USF
2010	Louisville
2011	Louisville
2012	Louisville
2013	Notre Dame
2014	St. John's
2015	St. John's
2016	St. John's
2017	Butler
2018	Marquette
2019	St. John's

**Totals:** Boston College 10, Miami 8, Notre Dame 8, St. John's 6, Louisville 4, Marquette 1, Georgetown 1, USF 1, Butler 1.

## Women's Tennis

1982	Syracuse
1983	Boston College
1984	Syracuse
1985	Syracuse
1986	Boston College
1987	Boston College
1988	Boston College
1989	Boston College
1990	Boston College
1991	Miami
1992	Miami
1993	Miami
1995	Miami
1996	Notre Dame
1997	Notre Dame
1998	Miami
1999	Notre Dame
2000	Miami
2001	Notre Dame
2002	Miami
2003	Notre Dame
2004	Miami
2005	Notre Dame
2006	Notre Dame
2007	USF
2008	Notre Dame
2009	Notre Dame
2010	Notre Dame
2011	Notre Dame
2012	Notre Dame
2013	Notre Dame
2014	DePaul
2015	DePaul
2016	Xavier
2017	DePaul
2018	St. John's
2019	DePaul

**Totals:** Notre Dame 13, Miami 8, Boston College 6, DePaul 4, Xavier 1, St. John's 1, USF 1, Syracuse 1.

# All-time BIG EAST Champions

## Men's Indoor Track & Field

1980 Connecticut  
 1981 Seton Hall  
 1982 Seton Hall  
 1983 Villanova  
 1984 Seton Hall  
 1985 Villanova  
 1986 Villanova  
 1987 Pittsburgh  
 1988 Georgetown  
 1989 Georgetown  
 1990 Georgetown  
 1991 Georgetown  
 1992 Syracuse  
 1993 Seton Hall  
 1994 Georgetown  
 1995 Georgetown  
 1996 Georgetown  
 1997 Connecticut  
 1998 Georgetown  
 1999 Georgetown  
 2000 Georgetown  
 2001 Georgetown  
 2002 Connecticut  
 2003 Notre Dame  
 2004 Connecticut  
 2005 Notre Dame  
 2006 Connecticut  
 2007 Notre Dame  
 2008 Connecticut  
 2009 Connecticut  
 2010 Notre Dame  
 2011 Connecticut  
 2012 Notre Dame  
 2013 Connecticut  
 2014 Villanova  
 2015 Villanova  
 2016 Villanova  
 2017 DePaul  
 2018 Villanova  
 2019 Villanova

**Totals:** Georgetown 11, Connecticut 9, Villanova 7, Notre Dame 5, Seton Hall 4, Pittsburgh 1, Syracuse 1, DePaul 1.

## Women's Indoor Track & Field

1983 Villanova  
 1984 Villanova  
 1985 Villanova  
 1986 Villanova  
 1987 Villanova  
 1988 Villanova  
 1989 Pittsburgh  
 1990 Villanova  
 1991 Villanova  
 1992 Georgetown  
 1993 Villanova  
 1994 Seton Hall  
 1995 Georgetown  
 1996 Georgetown  
 1997 Villanova  
 1998 Georgetown  
 1999 Pittsburgh  
 2000 Villanova  
 2001 Georgetown  
 2002 Notre Dame  
 2003 Miami  
 2004 Miami  
 2005 Pittsburgh  
 2006 Notre Dame  
 2007 Georgetown  
 2008 Connecticut  
 2009 Connecticut  
 2010 Villanova  
 2011 Louisville  
 2012 Georgetown  
 2013 Notre Dame  
 2014 Villanova  
 2015 Villanova  
 2016 Marquette  
 2017 Marquette  
 2018 Villanova  
 2019 Villanova

**Totals:** Villanova 15, Georgetown 7, Pittsburgh 3, Notre Dame 3, Connecticut 2, Marquette 2, Miami 2, Louisville 1, Seton Hall 1.

## Men's Outdoor Track & Field

1981 Villanova  
 1982 Connecticut  
 1983 Villanova  
 1984 Villanova  
 1985 Villanova  
 1986 Villanova  
 1987 St. John's  
 1988 Georgetown  
 1989 Pittsburgh  
 1990 Georgetown  
 1991 Georgetown  
 1992 Georgetown  
 1993 Georgetown  
 1994 Pittsburgh  
 1995 Georgetown  
 1996 Georgetown  
 1997 Georgetown  
 1998 Georgetown  
 1999 Georgetown  
 2000 Notre Dame  
 2001 Georgetown  
 2002 Connecticut  
 2003 Notre Dame  
 2004 Notre Dame  
 2005 Rutgers  
 2006 Notre Dame  
 2007 Louisville  
 2008 Notre Dame  
 2009 Notre Dame  
 2010 Notre Dame  
 2011 Connecticut  
 2012 Notre Dame  
 2013 Connecticut  
 2014 Villanova  
 2015 Villanova  
 2016 Marquette  
 2017 DePaul  
 2018 Marquette  
 2019 Villanova

**Totals:** Georgetown 11, Villanova 8, Notre Dame 8, Connecticut 4, St. John's 2, Marquette 2, Pittsburgh 2, Louisville 1, Rutgers 1, DePaul 1.

## Women's Outdoor Track & Field

1983 Villanova  
 1984 Villanova  
 1985 Villanova  
 1986 Connecticut  
 1987 Villanova  
 1988 Villanova  
 1989 Villanova  
 1990 Pittsburgh  
 1991 Pittsburgh  
 1992 Georgetown  
 1993 Seton Hall  
 1994 Pittsburgh  
 1995 Connecticut  
 1996 Georgetown  
 1997 Villanova  
 1998 Miami  
 1999 Miami  
 2000 Villanova  
 2001 Miami  
 2002 Miami  
 2003 Miami  
 2004 Miami  
 2005 Pittsburgh  
 2006 Pittsburgh  
 2007 Notre Dame  
 2008 Louisville  
 2009 Louisville  
 2010 Louisville  
 2011 Louisville  
 2012 Louisville  
 2013 Notre Dame  
 2014 Villanova  
 2015 Villanova  
 2016 Marquette  
 2017 Marquette  
 2018 Villanova  
 2019 Villanova

**Totals:** Villanova 12, Miami 6, Louisville 5, Pittsburgh 5, Connecticut 2, Georgetown 2, Notre Dame 2, Marquette 1, Seton Hall 1.

## Women's Volleyball

1982 Pittsburgh  
 1983 Providence  
 1984 Pittsburgh  
 1985 Providence  
 1986 Pittsburgh  
 1987 Providence  
 1988 Pittsburgh  
 1989 Pittsburgh  
 1990 Pittsburgh  
 1991 Pittsburgh  
 1992 Pittsburgh  
 1993 Pittsburgh  
 1994 Pittsburgh  
 1995 Notre Dame  
 1996 Notre Dame  
 1997 Notre Dame  
 1998 Notre Dame  
 1999 Georgetown  
 2000 Notre Dame  
 2001 Notre Dame  
 2002 Notre Dame  
 2003 Pittsburgh  
 2004 Notre Dame  
 2005 Notre Dame  
 2006 Louisville  
 2007 St. John's  
 2008 Louisville  
 2009 Louisville  
 2010 Louisville  
 2011 Cincinnati  
 2012 Louisville  
 2013 Marquette  
 2014 Creighton  
 2015 Creighton  
 2016 Creighton  
 2017 Creighton  
 2018 Creighton

**Totals:** Pittsburgh 11, Notre Dame 9, Creighton 5, Louisville 5, Providence 3, Marquette 1, Cincinnati 1, Georgetown 1, St. John's 1.

# BIG EAST Presidents



*James Danko*  
Butler University



*Rev. Daniel Hendrickson, S.J., Ph.D.*  
Creighton University




*Dr. A. Gabriel Esteban*  
DePaul University



*John J. DeGioia, Ph.D.*  
Georgetown University



*Dr. Michael R. Lovell*  
Marquette University



*Rev. Brian J. Shanley, O.P.*  
Providence College



*Conrado Gempesaw, Ph.D.*  
St. John's University



*Dr. Joseph E. Nyre*  
Seton Hall University



*Rev. Peter M. Donahue, O.S.A.*  
Villanova University




*Michael J. Graham, S.J.*  
Xavier University

# BIG EAST Athletic Directors



*Barry Collier*  
*Butler University*



*Bruce Rasmussen*  
*Creighton University*



*Jean Lenti Ponsetto*  
*DePaul University*



*Lee Reed*  
*Georgetown University*



*Bill Scholl*  
*Marquette University*



*Robert Driscoll, Jr.*  
*Providence College*



*Mike Cragg*  
*St. John's University*



*Bryan Felt*  
*Seton Hall University*



*Mark Jackson*  
*Villanova University*



*Greg Christopher*  
*Xavier University*

## BIG EAST REPRESENTED USA IN PAN AM GAMES, WON BRONZE MEDAL

The BIG EAST had the honor of representing Team USA at this summer's Pan American Games in Lima, Peru. Led by head coach Ed Cooley of Providence and Seton Hall's Kevin Willard, who served as an assistant coach, the team of select BIG EAST players exceeded expectations and captured a bronze medal. The BIG EAST team was the first non-USA national team to represent the U.S. in Pan American Games competition.



**BIG EAST-Team USA takes home the bronze medal in Lima, Peru.**

The BIG EAST/USA team rallied to defeat Dominican Republic 92-83 in the bronze medal game. By far the youngest team in the competition and with only one week of practice, the BIG EAST/Team USA squad also defeated Virgin Islands 119-84 and put together a stunning 70-53 win over Venezuela. Providence's Alpha Diallo was one of the top contributors. He averaged 15.0 points, 5.6 rebounds and 1.6 steals. Seton Hall's Myles Powell was second in scoring with a 14.6 mark. Villanova's Collin Gillespie also was a key contributor, scoring 25 points in the Dominican Republic victory.

## EXPERIENCED CORPS OF PLAYERS ARE BACK

The BIG EAST will have an experienced group of players back in 2019-20. Thirty-four of the 50 starters from the 10 teams are back. Marquette's Markus Howard returns after winning BIG EAST Player of the Year honors last year. Seton Hall's Myles Powell, the 2019-20 BIG EAST Preseason Player of the Year, was a unanimous All-BIG EAST First Team pick last year. Butler's Kamar Baldwin, Providence's Alpha Diallo and Xavier's Naji Marshall were All-BIG EAST Second Team selections and Creighton's Ty-Shon Alexander was All-BIG EAST Honorable Mention. Statistically, returnees account for five of the top 10 scorers, seven of the top 10 rebounders, seven of the top 10 in assists and steals and eight of the top 10 in blocked shots.

## ALL 10 TEAMS HIT THE POSTSEASON TRAIL

For the first time in league history, all 10 BIG EAST squads participated in the postseason. Four BIG EAST teams received bids to the NCAA Championship, five more were NIT bound and one played in the CBI. Villanova, Marquette, Seton Hall and St. John's played in the NCAAs. Butler, Creighton, Georgetown Providence and Xavier made appearances in the NIT. DePaul finished as the runner-up in the CBI.

## BIG EAST HAS AVERAGED MORE THAN FIVE NCAA BIDS PER SEASON

In six seasons of its current 10-school alignment, the BIG EAST has received a total of 32 NCAA Tournament invitations, averaging 5.3 per season. Villanova won the national championship in 2018 and 2016.

## GAVITT TIPOFF GAMES HELP START THE SEASON

The Gavitt Tipoff Games, an annual early-season series played between the BIG EAST and Big Ten Conferences, is in its fifth year. The annual series is named in honor of Dave Gavitt, founder of the BIG EAST and basketball visionary. The series is eight games during the first full week of the regular season.

### This year's schedule:

<b>Monday, Nov. 11</b>		
DePaul at Iowa	8:00	FS1
<b>Tuesday, Nov. 12</b>		
Creighton at Michigan	6:30	FS1
Minnesota at Butler	8:30	FS1
<b>Wednesday, Nov. 13</b>		
Villanova at Ohio State	7:00	FS1
Purdue at Marquette	9:00	FS1
Providence at Northwestern	9:00	BTN
<b>Thursday, Nov. 14</b>		
Penn State at Georgetown	6:30	FS1
Michigan State at Seton Hall	8:30	FS1



## BIG EAST TEAMS HAVE WON NINE NCAA TITLES

The BIG EAST owns a 9-5 record in national championship games. In addition to the two recent Villanova victories in 2018 and 2016, the other winners are: Georgetown (1984); Villanova (1985); Connecticut (1999, 2004, 2011); Syracuse (2003); Louisville (2013).

## VILLANOVA WON RECORD THIRD STRAIGHT TOURNAMENT TITLE

With its 74-72 victory over Seton Hall in the title game last March, Villanova became the first team in BIG EAST history to win three straight BIG EAST Tournament crowns. The top-seeded Wildcats defeated No. 8 seed Providence 73-62 in the quarterfinals and No. 4 seed Xavier 71-67 in overtime in the semifinals. In the championship game, seniors Phil Booth and Eric Paschall led the way. Booth, who won the Dave Gavitt Trophy as the Most Outstanding Player, had 16 points, four rebounds and three assists. Paschall contributed 17 points and eight rebounds. Seton Hall's Myles Powell was the game's top scorer with 25 points. Paschall and Powell made the All-Tournament Team.

## BIG EAST TOURNAMENT SETS ATTENDANCE MARK

The 2019 BIG EAST Tournament concluded with Villanova's 74-72 win over Seton Hall in front of a record sellout crowd of 19,812—the fourth session of the week to post a full sellout. The four sellouts in five sessions during the championship week were a first for the BIG EAST. The 2019 tourney brought in nearly 100,000 fans over the four-day run with a total attendance of 98,782. The tournament averaged 19,756 per session and filled Madison Square Garden to 99.7 percent capacity. The attendance average was the highest among all collegiate conferences. For the first time since 2013, the tournament's opening session was sold out. In 2018, the BIG EAST Tournament sold out three of the five sessions during the week, and averaged 18,790 fans per session.

## VILLANOVA HAS THE BEST SIX-YEAR LEAGUE RECORD

In the six years of the BIG EAST's 10-team alignment, Villanova has compiled the best record in conference play with a 90-18 mark. The Wildcats are an impressive 50-4 at home. Xavier is second overall at 66-42.

### CONFERENCE RECORDS (2013-19)

	Overall	Pct.
Villanova	90-18	.833
Xavier	66-42	.611
Providence	58-50	.537
Creighton	56-52	.519
Butler	54-54	.500
Seton Hall	53-55	.491
Marquette	52-56	.481
Georgetown	46-62	.426
St. John's	40-68	.373
DePaul	25-83	.231



Villanova celebrates the 2019 BIG EAST Tournament crown.

## BIG EAST, BIG 12 BEGIN SERIES

The BIG EAST and the Big 12 Conferences start a scheduling series this season with all 10 teams participating during the month of December. The BIG EAST Big 12 Battle will be played in the local markets of the home teams with five home games for each conference.

### This year's schedule:

<b>Wednesday, Dec. 4</b>		
Texas Tech at DePaul	8:30	FS1
Georgetown at Oklahoma St.	8:00	ESPN+
<b>Saturday, Dec. 7</b>		
West Virginia at St. John's	Noon	FS1
Marquette at Kansas State	TBD	ESPNU
<b>Sunday, Dec. 8</b>		
Seton Hall at Iowa State	TBD	TBD
<b>Tuesday, Dec. 10</b>		
Oklahoma at Creighton	8:30	FS1
<b>Tuesday, Dec. 17</b>		
Oklahoma at Creighton	8:30	FS1
<b>Saturday, Dec. 21</b>		
Kansas at Villanova	Noon	FOX
Texas at Providence	2:00	FOX
<b>Sunday, Dec. 22</b>		
Xavier at TCU	5:00	ESPN2

## BIG EAST SCHOOLS ARE NCAA TOURNEY HOSTS

The BIG EAST and St. John's will co-host the 2020 East Regional of the NCAA Championship at Madison Square Garden. The BIG EAST and St. John's also hosted the East Regional at MSG in 2017 and 2014. Creighton will host the 2020 First and Second Rounds at the CHI Health Center in Omaha.

## BIG EAST RETURNING CAREER LEADERS

The following BIG EAST returning players have the highest career totals in their respective categories (BIG EAST games only).

Points	1,070	Markus Howard, Marquette
Scoring Average	20.2	Markus Howard, Marquette
Rebounds	346	Alpha Diallo, Providence
Rebounding Average	7.2	Josh LeBlanc, Georgetown
3-point Field Goals	170	Markus Howard, Marquette
Assists	213	Quentin Goodin, Xavier
Assists Average	6.0	James Akinjo, Georgetown
Blocks	54	Theo John, Marquette
Blocks Average	1.6	Theo John, Marquette
Steals	80	Kamar Baldwin, Butler
Steals Average	1.9	L.J. Figueroa, St. John's

## SHOOTAROUND: THE BIG EAST'S LIVE HOOPS ONLINE SHOW

Shootaround, the BIG EAST's live weekly online show that captures men's basketball interviews and highlights of league action, is in its third year. John Fanta is the host. The BIG EAST Digital Network (BEDN) will carry 225 live streamed events in 2019-20, including every women's basketball conference game not carried by FOX Sports or CBS Sports Network. BEDN content also will include Olympic sports weekly updates, selected news coverage and shoulder programming.

## UCONN REJOINS BIG EAST FOR 2020-21

On June 27, the BIG EAST announced that the University of Connecticut will rejoin the conference as a full member. The Huskies will begin competing in 2020-21. One of seven original members of the conference, Connecticut competed as a BIG EAST school for the first 34 years of the league's existence beginning in 1979-80 and continuing through 2012-13. The addition of UConn will increase the number of full members in the BIG EAST to 11 institutions. As one of the Conference's founding members, UConn enjoyed significant success in BIG EAST competition, including 80 conference championship titles across all sports. The Huskies were especially successful in men's and women's basketball during their previous run in the BIG EAST. The men's basketball program won 10 regular-season titles and seven BIG EAST Tournament championships, in addition to national titles in 1999, 2004 and 2011. The UConn women's basketball program has won or shared 19 BIG EAST regular-season titles and captured 18 BIG EAST Tournament crowns, including 16 titles over a 19-year span (1994-2012). The women's program also earned eight of their 11 national championships as a BIG EAST school. The Huskies will participate in 20 of the BIG EAST's 22 sports.

## SETON HALL'S POWELL NAMED PRESEASON PLAYER OF THE YEAR; VILLANOVA'S ROBINSON-EARL SELECTED PRESEASON FRESHMAN OF THE YEAR

Seton Hall guard Myles Powell has been chosen 2019-20 BIG EAST Preseason Player of the Year by a vote of the league's head coaches. Villanova forward Jeremiah Robinson-Earl has been tabbed BIG EAST Freshman of the Year. The coaches were not permitted to choose their own players.

Powell, a 6-2 senior from Trenton, N.J., ranked second in the BIG EAST in scoring last season with a 23.1 average that was also 13th nationally. He made a school record 107 3-pointers. Powell's 2.0 steal average ranked second in the league. He was a unanimous All-BIG EAST First Team selection and made the All-Tournament Team after leading all players in scoring with a 26.0 average. He is the first player from Seton Hall to earn Preseason BIG EAST Player of the Year honors since Terry Dehere in 1992-93.

Robinson-Earl, considered one of the top prep recruits in the nation, was a 2019 McDonald's All-America selection. He played on the 2019 Team USA U19 squad that won a gold medal at the FIBA World Championships in Greece this summer. The 6-8 forward from Overland Park, Kan., was ranked No. 14 nationally by ESPN and No. 15 by 247 Sports.

The five-player 2019-20 Preseason All-BIG EAST First Team includes two repeat selections from last year: Marquette guard Markus Howard and Providence guard Alpha Diallo. Howard, Diallo and Xavier forward Naji Marshall were unanimous picks this year. Butler guard Kamar Baldwin and Creighton guard Ty-Shon Alexander also earned first team honors.

Howard, a 5-11 senior guard from Chandler, Ariz., is the reigning BIG EAST Player of the Year. Last season, he averaged 25.0 points, which ranked fifth nationally. A Consensus All-America Second Team pick, Howard shot 40.3 percent from 3-point range and made a school record 120 3-point baskets. In BIG EAST play, he won the scoring title with a 24.9 mark and, with 1,070 BIG EAST career points, is on pace to become the league's all-time scorer.

Diallo, a 6-7 senior guard from New York City, is one of the league's top all-around performers. Last year, he finished ninth in the BIG EAST in scoring, averaging 16.0 points. Diallo was second in rebounding at 8.1 boards per game and fourth in steals at 1.6. In the Pan American Games, he led Team USA in scoring (15.0), rebounding (5.6) and steals (1.6). Diallo was an All-BIG EAST Second Team pick last season.

Marshall also was an All-BIG EAST Second Team pick last year. The 6-7 junior from Atlantic City, N.J., averaged a team-leading 14.7 points, 7.2 rebounds and 3.4 assists. He was even better in league games, averaging 16.6 points.

Like Diallo and Marshall, Butler's Baldwin also earned All-BIG EAST Second Team honors in 2018-19. The native of Winder, Ga., placed seventh in the BIG EAST in scoring with a 17.0 average and was third in free throw shooting, making 85.0 percent.

Creighton's Alexander was one of the conference's most improved players last year. The 6-4 junior averaged 15.7 points, including 97 3-pointers, after posting a 5.5 scoring mark as a freshman. A native of Charlotte, N.C., his scoring increase of 10.2 points led all BIG EAST players.

The Preseason All-BIG EAST Second Team has six members due to a tie in the voting.

Villanova is represented by Collin Gillespie and Jermaine Samuels. Gillespie, a junior guard, averaged 10.9 points, shot a team-leading 37.9 percent from 3-point range and 83.9 percent from the foul line. Samuels, a 6-7 junior forward, finished strong last season, averaging 13.6 points and 8.5 rebounds over the last seven games.

St. John's has a pair of selections, Mustapha Heron and L.J. Figueroa. Heron, a 6-5 senior, was second on the team in scoring with a 14.6 average. He ranked seventh in the league in 3-point shooting, making 40.3 percent, and averaged 4.6 rebounds. Figueroa, a 6-6 junior wing, was just behind Heron in scoring at 14.4 points, a mark that led all first-year BIG EAST players.

Georgetown's James Akinjo was the BIG EAST Freshman of the Year after averaging 13.4 points and 5.2 assists. In BIG EAST play, he won the league assist crown with a 6.0 mark. Akinjo won BIG EAST Freshman of the Week honors four times during the season.

DePaul forward Paul Reed was named BIG EAST Most Improved Player after averaging 12.3 points and a league-leading 8.5 rebounds. The 6-9 junior ranked third in the BIG EAST in blocked shots with a 1.5 mark. As a freshman, he averaged 3.6 points.

Xavier junior guard Paul Scruggs and Georgetown junior center Omer Yurtseven were named Preseason All-BIG EAST Honorable Mention. Scruggs averaged 12.3 points, 4.9 rebounds and made the All-Tournament Team. Yurtseven, a 7-1 transfer from N.C. State, averaged 13.5 points and 6.7 boards in 2017-18.



Myles Powell, Seton Hall

### BIG EAST Preseason Player of the Year

Myles Powell, Seton Hall  
G, Sr., 6-2, 195, Trenton, N.J.

### BIG EAST Preseason Co-Freshmen of the Year

Jeremiah Robinson-Earl, Villanova  
F, Fr., 6-9, 232, Overland Park, Kan.

### BIG EAST Preseason All-BIG EAST First Team

Kamar Baldwin, Butler  
G, Sr., 6-1, 195, Winder, Ga.

Ty-Shon Alexander, Creighton  
G, Jr., 6-4, 195, Charlotte, N.C.

Markus Howard, Marquette  
G, Sr., 5-11, 175, Chandler, Ariz.\*

Alpha Diallo, Providence  
G, Sr., 6-7, 210, New York, N.Y.\*

Naji Marshall, Xavier  
F, Jr., 6-7, 220, Atlantic City, N.J.\*

### BIG EAST Preseason All-BIG EAST Second Team

Paul Reed, DePaul  
F, Jr., 6-9, 215, Orlando, Fla.

James Akinjo, Georgetown  
G, So., 6-0, 180, Oakland, Cal.

L.J. Figueroa, St. John's  
G-F, Jr., 6-6, 195, Lawrence, Mass.

Mustapha Heron, St. John's  
G, Sr., 6-5, 210, Waterbury, Conn.

Collin Gillespie, Villanova  
G, Jr., 6-3, 191, Huntingdon Valley, Pa.

Jermaine Samuels, Villanova  
F, Jr., 6-7, 222, Franklin, Mass.

### Preseason All-BIG EAST Honorable Mention

Omer Yurtseven, Georgetown  
C, Jr., 7-0, 275, Istanbul, Turkey

Paul Scruggs, Xavier  
G, Jr., 6-4, 196, Indianapolis, Ind.

\* unanimous selection



## SETON HALL EDGES VILLANOVA FOR TOP SPOT IN COACHES' PRESEASON POLL

Seton Hall has been selected to win the 2019-20 BIG EAST regular-season crown in the BIG EAST Preseason Coaches' Poll. The Pirates, with four starters returning from a 20-14 season, finished ahead of defending regular-season and tournament champion Villanova by one point in the voting. Both teams received five first-place votes. Coaches do not place their own teams on their ballots.

The selection of the Pirates as the favorite ends a five-year streak of Villanova leading the poll. Seton Hall is first in the poll for only the second time in BIG EAST history. This season, the Pirates will be led by senior guard Myles Powell, who ranked second in the BIG EAST in scoring with a 23.1 average. He was a unanimous All-BIG EAST First Team member. The other starters back are: junior wing Myles Cale, who averaged 10.2 points, senior guard Quincy McKnight, who averaged 9.4 points, and 6-11 junior forward Sandro Mamukelashvili, who posted marks of 8.9 points and 7.8 boards.

Villanova finished 26-10 overall and grabbed the league regular-season crown with a 13-5 record. The Wildcats also defeated Seton Hall 74-72 in the BIG EAST Tournament championship game. Villanova has won five of the last six regular-season titles and a record three straight tournament crowns. This year, the Wildcats return three starters including guard Collin Gillespie and forward Jermaine Samuels, a pair of juniors, who look to take on more expansive roles. Gillespie averaged 10.9 points. Samuels averaged 13.5 points and 8.5 rebounds in his last seven games. Forward Saddiq Bey made the BIG EAST All-Freshman Team.

Xavier was picked for third place with 52 points. After a 3-8 start in conference play last year, the Musketeers ended with a 6-1 run to finish 9-9. Four starters from last season's 19-16 squad return. Junior forward Naji Marshall led the team in scoring with a 14.7 average and pulled down 7.2 rebounds. The backcourt of junior Paul Scruggs and senior Quentin Goodin also returns. Scruggs averaged 12.3 points and 1.2 steals while Goodin ran the point and averaged 11.0 points. Tyrique Jones patrolled the low post with averages of 13.7 points and 7.7 boards.

Marquette and Providence tied for fourth place with 50 points.

Marquette took second place last season with a 12-6 mark and finished 24-10 overall. The Golden Eagles again will build around Markus Howard. The senior guard was named BIG EAST Player of the Year last

season after leading all BIG EAST players in scoring with a 25.0 average. He connected on a conference-high 120 3-pointers and broke his own BIG EAST single-game scoring record with 53 points. Howard is supported by senior forward Sacar Anim, who averaged 8.3 points. Center Theo John had a league-high 70 blocked shots and averages of 5.5 points and 4.9 rebounds.

Providence made the NIT last season with an 18-16 record after five straight trips to the NCAA Tournament. With six of the top seven scorers returning, the Friars want something better than last year's 7-11 league mark. Alpha Diallo, the versatile senior guard, averaged 16.0 points, 8.1 rebounds and 1.6 steals. Junior center Nate Watson averaged 11.7 points and 5.2 boards. Sophomore guard David Duke averaged 7.1 points and senior guard Maliek White owned a 6.7 scoring mark. A.J. Reeves showed great scoring promise as a freshman, averaging 9.8 points, but was slowed by injuries. Graduate transfer Luwane Pipkins could give the offense a jolt.

Georgetown finished just one point behind Marquette and Providence in the poll in sixth place. Last year, the Hoyas were 19-14 overall and 9-9 in the BIG EAST. They had three first-year players who made the BIG EAST All-Freshmen Team. One of those rookies, James Akinjo, also was named BIG EAST Freshman of the Year. He averaged 13.4 points and a league-leading 5.2 assists. Guard Mac McClung averaged 13.1 points and forward Josh LeBlanc recorded marks of 9.1 points and 7.3 rebounds. Omer Yurtseven, a 7-0 center transfer from N.C. State, averaged 13.5 points and 6.7 rebounds in 2017-18.

Creighton is also part of the bunched middle of the poll, only four points behind Georgetown in seventh place. Last year, the Bluejays, 20-15 overall, were part of the four-team logjam that finished 9-9 in the BIG EAST standings. Guard Ty-Shon Alexander, one of four returning starters, leads the strong Bluejay perimeter game. The junior averaged a team-leading 15.7 points and connected on 97 3-pointers while making All-BIG EAST Honorable Mention. Guard Davion Mintz averaged 9.7 points and guard Marcus Zegarowski made the BIG EAST All-Freshman Team after averaging 10.4 points and making 42.6 percent from beyond the arc. Wing Damien Jefferson added 6.2 points. Jacob Epperson, a 6-11 sophomore, will be an important figure after missing last year as a medical redshirt.

### PRESEASON COACHES' POLL

	Pts.
1. Seton Hall (5)	77
2. Villanova (5)	76
3. Xavier	52
4. Marquette	50
Providence	50
6. Georgetown	49
7. Creighton	45
8. Butler	21
9. St. John's	19
10. DePaul	11

(First-place votes in parentheses)

Butler is slotted for eighth place. The Bulldogs made the NIT last year and bring back three players who did not miss a start last year: guards Kamar Baldwin and Aaron Thompson along with wing Sean McDermott. Baldwin averaged 17.0 points and earned All-BIG EAST Second Team honors. Thompson averaged 6.3 points and 4.3 assists. McDermott averaged 9.5 points and shot 40.6 percent from 3-point range. Duke transfer Jordan Tucker showed offensive prowess with a 9.7 scoring average. Newcomer Derrik Smits, a graduate transfer center, is expected to help along with freshman guard Khalif Battle as Butler works on improving last year's 7-11 league mark.

St. John's, with new coach Mike Anderson, was tabbed for ninth. The Red Storm, who made the NCAA Tournament last year for the first time since 2015, have two excellent starting pieces with senior guard Mustafa Heron and junior wing L.J. Figueroa. Heron was the team's second-leading scorer last year with a 14.6 average and Figueroa averaged 14.4 points and 6.4 rebounds. A supporting cast for the duo needs to be identified.

DePaul is 10th in the poll. The Blue Demons are coming off a 19-17 season and a runner-up finish in the CBI. The overall win total and league mark of 7-11 was the most since 2006-07. There is a capable collection of returnees, but the Blue Demons will have to replace the production and leadership of Max Strus and Eli Cain. Forward Paul Reed won BIG EAST Most Improved Player honors after averaging 12.3 points and 8.5 rebounds as a sophomore. Junior forward Jaylen Butz adds strength to the frontcourt after averaging 6.9 points and 5.7 boards. Starting point guard Devin Gage, who averaged 9.1 points, also returns. Some newcomers who may help right away include 6-7 Arkansas transfer Darious Hall and 6-7 freshman Romeo Weems.

## FOX SPORTS IS THE HOME FOR BIG EAST BASKETBALL

The 2019-20 BIG EAST Conference men's basketball schedule features a seventh straight season of comprehensive coverage by FOX Sports, the league's television partner, and more over-the-air national broadcast telecasts than any other conference.

The exposure on the FOX broadcast network includes 17 games in the regular season, all on weekends. The league's continuing double round-robin competition concludes with FOX Sports' complete coverage of the BIG EAST Tournament played at Madison Square Garden March 11-14.

The BIG EAST will have 22 over-the-air network broadcasts – 17 on FOX in the regular season, plus the BIG EAST Tournament title game, and four on CBS Sports.

The number of FS1 telecasts again will top 100. All 90 regular-season games will be televised. Play-by-play announcer Gus Johnson along with analysts Bill Raftery and Jim Jackson are back to form the FOX Sports lead announce teams.

CBS Sports and CBS Sports Network will televise select BIG EAST games, with CBS Sports carrying four conference contests this season, the highest total in the BIG EAST's current 10-team configuration. Included in the four-game CBS Sports slate is a meeting between Georgetown and St. John's at Madison Square Garden on Feb. 2 at 1 p.m. ET. The CBS Sports Network schedule includes 13 conference contests and three non-league battles. The first BIG EAST game on CBS Sports Network is Marquette at Creighton on New Year's Day.

The 90-game BIG EAST conference schedule begins Monday, Dec. 30, with a doubleheader on FS1, Xavier at Villanova at 6:30 p.m., followed by Seton Hall at DePaul at 8:30 p.m.


The conference openers continue on Dec. 31 with another FS1 doubleheader. Georgetown visits Providence at 5:30 p.m. and Butler plays St. John's in Carnesecca Arena at 7:30 p.m. On Jan. 1, Marquette plays at Creighton with the tipoff time TBD.

The BIG EAST is coming off a season that had all 10 teams earning postseason invitations for the first time in the history of conference, which celebrated its 40th birthday on May 29. Over the first six years of the 10-team BIG EAST, the league has earned 32 NCAA Tournament invitations, averaging more than five NCAA bids per season.

FOX and FS1 again serve as the television home of the BIG EAST Tournament at Madison Square Garden. The 2020 tourney will be played March 11-14. The World's Most Famous Arena will host the BIG EAST Tournament for the 38th consecutive year. It's college basketball's longest running conference tournament held at the same venue. The FOX broadcast network will carry the championship game at 6:30 p.m. ET on Saturday, March 14. All other rounds, which total eight games, will be telecast on FS1.

Additionally, FS1 will carry all four BIG EAST home games in the fifth Gavitt Tipoff Games, an annual series between the BIG EAST and the Big Ten Conferences held during the first full week of the regular season. Those four home games are: Minnesota at Butler on Nov. 12, Purdue at Marquette on Nov. 13, along with a doubleheader on Nov. 14, Penn State at Georgetown and Michigan State at Seton Hall. The four Big Ten home games will be carried on FS1 and BTN.

FOX Sports also will telecast the five BIG EAST home contests in the inaugural BIG EAST/Big 12 series, which will be played in December. The schedule: Texas Tech at DePaul on Dec. 4, West Virginia versus St. John's at Madison Square Garden on Dec. 7, Oklahoma at Creighton on Dec. 17 and a doubleheader on Dec. 21, Kansas at Villanova and Texas at Providence.



*Bill Raftery, FOX Sports*



*Jim Jackson and Gus Johnson, FOX Sports*

# The BIG EAST on Television

## HIGHLIGHTS OF THE 2019-20 SCHEDULE INCLUDE:

- BIG EAST coverage on the FOX broadcast network includes 13 league games and four non-league contests. FOX will carry BIG EAST doubleheaders on Dec. 21, Feb. 22, Feb. 29, and March 7, all Saturdays. The doubleheader on Dec. 21 includes two games in the BIG EAST/Big 12 Scheduling Series. Villanova hosts Kansas at noon followed by Providence taking on visiting Texas at 2 p.m. In the first FOX/BIG EAST conference twinbill, Marquette plays at Providence and noon and Villanova travels to Xavier for a 2:30 p.m. tipoff on Feb. 22. On Feb. 29, Providence plays at Villanova at noon followed by Seton Hall at Marquette at 2:30 p.m.
- The regular season concludes on Saturday, March 7, with all 10 teams in action. FOX has a doubleheader with Villanova visiting Georgetown at noon and Seton Hall traveling to Creighton at 2:30 p.m. Marquette meets St. John's at Madison Square Garden at noon on FSN. An FS1 doubleheader has DePaul at Providence at 6:30 p.m. followed by Butler at Xavier at 8:30 p.m.
- CBS Sports will telecast four BIG EAST league contests: On Jan. 25, Villanova plays at Providence at 1 p.m. St. John's hosts Georgetown at Madison Square Garden on Feb. 2 at 1 p.m., Super Bowl Sunday. On Feb. 23, St. John's plays at Seton Hall at 2 p.m. Georgetown hosts Xavier on March 1 at 2 p.m.
- CBS Sports Network has another strong lineup of BIG EAST contests, including 13 conference games and three non-conference contests. The first league game is Marquette at Creighton on Jan. 1.
- For the sixth straight year, the BIG EAST Tournament title game will be telecast on FOX. Tipoff is 6:30 p.m. ET on Saturday, March 14. The FS1 tourney coverage includes a first-round-doubleheader on Wednesday, March 11, quarter-final doubleheaders on Thursday, March 12, a semifinal twinbill on Friday, March 13, followed by the title on Saturday.
- FS2 and the FOX Sports Regional Networks will air games not carried by FOX, FS1, CBS or CBS Sports Network, including conference and non-conference contests.
- For the seventh straight year, the BIG EAST will feature an 18-game double round-robin conference schedule.

**FS1 To Telecast  
More Than 100  
Games;  
National Network  
Exposure Increases  
To 22 Games**



## FOX BROADCAST NETWORK SCHEDULE

Dec. 7	Florida at Butler.....	Noon
Dec. 14	Syracuse at Georgetown .....	1:00
Dec. 21	Kansas at Villanova .....	Noon
	Texas at Providence .....	2:00
Jan. 4	Villanova at Marquette.....	2:00
Jan. 5	St. John's at Xavier .....	Noon/4:30
Jan. 11	Creighton at Xavier .....	2:00
Jan. 18	Seton Hall at St. John's (MSG) .....	Noon
Feb. 1	Xavier at Seton Hall .....	11 a.m.
Feb. 8	Seton Hall at Villanova.....	2:30
Feb. 15	Georgetown at Butler .....	2:30
Feb. 22	Marquette at Providence .....	Noon
	Villanova at Xavier .....	2:30
Feb. 29	Providence at Villanova.....	Noon
	Seton Hall at Marquette.....	2:30
March 7	Villanova at Georgetown .....	Noon
	Seton Hall at Creighton.....	2:30



## BIG EAST DIGITAL NETWORK (BEDN) PRESENTED BY SOFI

BIG EAST basketball during the 2019-20 season will also be seen on the BIG EAST Digital Network (BEDN). BEDN was created in September 2014 as a streaming-only offering of 225 live regular season and championship events annually for the BIG EAST Conference. In 2017-18, the BIG EAST launched Shootaround, a live weekly men's basketball online show that captures interviews and highlights of league action.

This season, BEDN can be found on Caffeine TV, a recently launched social broadcasting platform for live sports, gaming and esports, Twitter (@BIGEAST) and the BIG EAST YouTube Channel.

The main channel for BEDN on Caffeine is Caffeine.tv/BEDN. FOX Sports, the BIG EAST's national media partner, is a major investor in Caffeine. Still in pre-release, Caffeine, features an expanding catalog of sports, gaming and esports content that is live streamed on the site. In addition to the website, Caffeine offers mobile apps that are available to download on App Store and Google Play.



## CBS SPORTS SCHEDULE

Jan. 25	Villanova at Providence.....	1:00
Feb. 2	Georgetown at St. John's (MSG).....	1:00
Feb. 23	St. John's at Seton Hall .....	2:00
March 1	Xavier at Georgetown.....	2:00

# The BIG EAST on Television



## BIG EAST GAMES ON TV

	Time (ET)	Network		Time (ET)	Network		Time (ET)	Network
<b>Monday, December 30</b>			<b>Friday, January 24</b>			<b>Wednesday, February 19</b>		
Xavier at Villanova	6:30	FS1	Marquette at Butler	9:00	FS1	Butler at Seton Hall	6:30	FS1
Seton Hall at DePaul	8:30	FS1				Providence at Georgetown	8:30	FS1
			<b>Saturday, January 25</b>			Villanova at DePaul	9:00	CBSSN
<b>Tuesday, December 31</b>			Villanova at Providence	1:00	CBS	<b>Saturday, February 22</b>		
Georgetown at Providence	5:30	FS1	St. John's at DePaul	2:00	FS1	Marquette at Providence	Noon	FOX
Butler at St. John's (CA)	7:30	FS1			Villanova at Xavier	2:30	FOX	
<b>Wednesday, January 1</b>			<b>Sunday, January 26</b>			Georgetown at DePaul	9:00	FS1
Marquette at Creighton	9:00	CBSSN	Xavier at Creighton	4:00	FS1			
<b>Friday, January 3</b>			<b>Tuesday, January 28</b>			<b>Sunday, February 23</b>		
Georgetown at Seton Hall	9:00	FS1	Villanova at St. John's (MSG)	6:30	FS1	St. John's at Seton Hall	2:00	CBS
			Butler at Georgetown	9:00	CBSSN	Butler at Creighton	4:00	FS1
<b>Saturday, January 4</b>			<b>Wednesday, January 29</b>			<b>Tuesday, February 25</b>		
Creighton at Butler	Noon	FS1	DePaul at Seton Hall	6:30	FS1	DePaul at Xavier	7:00	CBSSN
Providence at DePaul	2:00/4:00	FS1	Marquette at Xavier	8:30	FS1			
Villanova at Marquette	2:00	FOX/FS1	<b>Saturday, February 1</b>			<b>Wednesday, February 26</b>		
<b>Sunday, January 5</b>			Xavier at Seton Hall	11 a.m.	FOX	St. John's at Villanova	6:30	FS1
St. John's at Xavier	Noon/4:30	FOX	Creighton at Villanova (WF)	Noon	FS1	Georgetown at Marquette	8:30	FS1
<b>Tuesday, January 7</b>			Providence at Butler	2:00	FS1	<b>Saturday, February 29</b>		
Providence at Marquette	7:00	FS1	DePaul at Marquette	2:00	FSN	Providence at Villanova (WF)	Noon	FOX
Villanova at Creighton	9:00	FS1	<b>Sunday, February 2</b>			Seton Hall at Marquette	2:30	FOX
<b>Wednesday, January 8</b>			Georgetown at St. John's (MSG)	1:00	CBS	DePaul at Butler	6:30	FS1
St. John's at Georgetown	6:30	FS1	<b>Tuesday, February 4</b>			<b>Sunday, March 1</b>		
Seton Hall at Xavier	8:30	FS1	Xavier at DePaul	9:00	FS1	Creighton at St. John's (CA)	Noon	FS1
<b>Friday, January 10</b>			<b>Wednesday, February 5</b>			Xavier at Georgetown	2:00	CBS
Butler at Providence	9:00	FS1	Villanova at Butler	6:30	FS1	<b>Tuesday, March 3</b>		
<b>Saturday, January 11</b>			Creighton at Providence	7:00	FSN	Marquette at DePaul	8/9:00	FS1
Georgetown at Villanova (WF)	Noon	FS1	Seton Hall at Georgetown	8:30	FS1	<b>Wednesday, March 4</b>		
DePaul at St. John's (MSG)	Noon	FSN	<b>Saturday, February 8</b>			Xavier at Providence	6:30	FS1
Creighton at Xavier	2:00	FOX/FS1	DePaul at Georgetown	Noon	FSN	St. John's at Butler	7:00	CBSSN
Marquette at Seton Hall	4:00	CBSSN	Seton Hall at Villanova (WF)	2:30	FOX	Georgetown at Creighton	8:00	FSN
<b>Tuesday, January 14</b>			Providence at Xavier	8:00	FS1	Villanova at Seton Hall	8:30	FS1
DePaul at Villanova	8:30	FS1	St. John's at Creighton	TBD	CBSSN	<b>Saturday, March 7</b>		
<b>Wednesday, January 15</b>			<b>Sunday, February 9</b>			Villanova at Georgetown	Noon	FOX
Seton Hall at Butler	6:30	FS1	Butler at Marquette	Noon	FS1	Marquette at St. John's (MSG)	Noon	FSN
Creighton at Georgetown	7:00	CBSSN	<b>Wednesday, February 12</b>			Seton Hall at Creighton	2:30	FOX
Xavier at Marquette	8:00	FSN	Creighton at Seton Hall	6:30	FS1	DePaul at Providence	6:30	FS1
St. John's at Providence	8:30	FS1	Xavier at Butler	6:30	CBSSN	Butler at Xavier	8:30	FS1
<b>Saturday, January 18</b>			Providence at St. John's (CA)	8:30	CBSSN			
Seton Hall at St. John's (MSG)	Noon	FOX	Marquette at Villanova	8:30	FS1	<b>Saturday, February 15</b>		
Butler at DePaul	1:00	FSN	<b>Saturday, February 15</b>			Georgetown at Butler	2:30	FOX
Marquette at Georgetown	2:00	FS1	Georgetown at Butler	2:30	FOX	DePaul at Creighton	7:30	FS1
Providence at Creighton	4:30	FS1	DePaul at Creighton	7:30	FS1	Seton Hall at Providence	8:00	CBSSN
<b>Tuesday, January 21</b>			<b>Monday, February 17</b>					
Butler at Villanova	7:00	CBSSN	Xavier at St. John's (MSG)	6:30	FS1			
St. John's at Marquette	9:00	FS1	<b>Tuesday, February 18</b>					
<b>Wednesday, January 22</b>			Creighton at Marquette	8:30	FS1			
Georgetown at Xavier	6:30	FS1						
Providence at Seton Hall	8:30	FS1						
Creighton at DePaul	9:00	CBSSN						



ARENA KEY: <sup>CA</sup> Carnesecca Arena; <sup>BC</sup> Barclays Center; <sup>WG</sup> Walsh Gymnasium;  
<sup>PAV</sup> Finneran Pavilion; <sup>MSG</sup> Madison Square Garden; <sup>WFC</sup> Wells Fargo Center

# 2019-2020 Composite Schedule

DAY	DATE	TIME (ET)	GAME	TV	NOTES
Tue.	Nov. 5	6:30	Wagner at SETON HALL <sup>WG</sup>	FS1	
Tue.	Nov. 5	7:00	Sacred Heart at PROVIDENCE	FSN	
Tue.	Nov. 5	7:00	Jacksonville at XAVIER	FS2	
Tue.	Nov. 5	8:00	Loyola (Md.) at MARQUETTE	FCS	
Tue.	Nov. 5	8:30	Army at VILLANOVA <sup>PAV</sup>	FS1	
Tue.	Nov. 5	9:00	Kennesaw State at CREIGHTON	FSN	
Tue.	Nov. 5	9:00	Alcorn State at DEPAUL	FS2	
Wed.	Nov. 6	6:30	IUPUI at BUTLER	FS2	
Wed.	Nov. 6	6:30	Mercer at ST. JOHN'S <sup>CA</sup>	FS1	
Wed.	Nov. 6	7:00	Mount St. Mary's at GEORGETOWN	CBSSN	
Wed.	Nov. 6	8:30	Univ. of Chicago at DEPAUL	FS2	
Fri.	Nov. 8	7:00	Siena at XAVIER	FSN	
Fri.	Nov. 8	8:00	Fairleigh Dickinson at DEPAUL	FS2	
Sat.	Nov. 9	Noon	Central Arkansas vs. GEORGETOWN	FSN	Empire Classic
Sat.	Nov. 9	2:30	Stony Brook at SETON HALL <sup>WG</sup>	FSN	
Sat.	Nov. 9	4:00	Central Connecticut at ST. JOHN'S <sup>CA</sup>	FS2	
Sat.	Nov. 9	4:30	NJIT at PROVIDENCE	FSN	
Sat.	Nov. 9	7:00	New Orleans at BUTLER	FS2	
Mon.	Nov. 11	8:00	DEPAUL at Iowa	FS1	Gavitt Tipoff Games
Tue.	Nov. 12	6:30	CREIGHTON at Michigan	FS1	Gavitt Tipoff Games
Tue.	Nov. 12	7:00	New Hampshire at ST JOHN'S <sup>CA</sup>	FS2	
Tue.	Nov. 12	7:00	Missouri at XAVIER	CBSSN	
Tue.	Nov. 12	8:30	Minnesota at BUTLER	FS1	Gavitt Tipoff Games
Wed.	Nov. 13	7:00	VILLANOVA at Ohio State	FS1	Gavitt Tipoff Games
Wed.	Nov. 13	9:00	Purdue at MARQUETTE	FS1	Gavitt Tipoff Games
Wed.	Nov. 13	9:00	PROVIDENCE at Northwestern	B10	Gavitt Tipoff Games
Thurs.	Nov. 14	6:30	Penn State at GEORGETOWN	BTN	Gavitt Tipoff Games
Thurs.	Nov. 14	8:30	Michigan State at SETON HALL	FS1	Gavitt Tipoff Games
Fri.	Nov. 15	7:00	Missouri State vs. XAVIER	FSN	Charleston Classic
Sat.	Nov. 16	Noon	Ohio vs. VILLANOVA <sup>WF</sup>	FS2	Myrtle Beach Classic
Sat.	Nov. 16	1:00	Cornell vs. DEPAUL	FSN	Minnesota Classic
Sat.	Nov. 16	2:00	St. Peter's at PROVIDENCE	FS2	
Sat.	Nov. 16	4:00	Vermont at ST JOHN'S <sup>CA</sup>	FS2	Hall of Fame Tipoff
Sat.	Nov. 16	6:00	Louisiana Tech at CREIGHTON	FS2	
Sat.	Nov. 16	8:00	Wofford vs. BUTLER	FS2	CBE Hall of Fame Classic
Sun.	Nov. 17	1:00	MARQUETTE at Wisconsin	FS1	
Sun.	Nov. 17	4:00	SETON HALL at St. Louis	ESPNU	
Sun.	Nov. 17	7:30	Georgia State vs. GEORGETOWN	FS1	Empire Classic
Tue.	Nov. 19	7:00	Merrimack at PROVIDENCE	FSN	
Wed.	Nov. 20	7:00	Columbia at ST. JOHN'S <sup>CA</sup>	FS1	Hall of Fame Tipoff
Thurs.	Nov. 21	7:00	GEORGETOWN vs. Texas <sup>MSG</sup>	TBD	Empire Classic
Thurs.	Nov. 21	7:00	XAVIER vs. Towson	TBD	Charleston Classic
Thurs.	Nov. 21	8:00	Wofford at BUTLER	FS2	CBE Hall of Fame Classic
Thurs.	Nov. 21	11:30	VILLANOVA vs. Middle Tenn.	ESPN2/ESPNU	Myrtle Beach Classic

# 2019-2020 Composite Schedule



DAY	DATE	TIME (ET)	GAME	TV	NOTES
Fri.	Nov. 22	7:00	Morehead State at BUTLER	FS1	CBE Hall of Fame Classic
Fri.	Nov. 22	9:00	Cal-Poly vs. CREIGHTON	FS1	Las Vegas Invitational
Fri.	Nov. 22	TBD	GEORGETOWN vs. California/Duke <sup>MSG</sup>	TBD	Empire Classic
Fri.	Nov. 22	TBD	VILLANOVA vs. Mississippi St./Tulane	TBD	Myrtle Beach Classic
Fri.	Nov. 22	TBD	XAVIER vs. Buffalo/UConn	TBD	Charleston Classic
Sat.	Nov. 23	Noon	Florida A&M at SETON HALL	FS2	
Sat.	Nov. 23	2:00	Robert Morris at MARQUETTE	FS2	
Sat.	Nov. 23	2:30	ST. JOHN'S vs. Arizona State	ESPN3	Hall of Fame Tipoff
Sat.	Nov. 23	4:00	Pennsylvania at PROVIDENCE	FS2	Wooden Legacy
Sat.	Nov. 23	TBD	DEPAUL at Boston College	TBD	
Sun.	Nov. 24	1:00 or 3:30	ST. JOHN'S vs. Virginia/UMass	ESPN/ESPN2	Hall of Fame Tipoff
Sun.	Nov. 24	2:00	North Florida vs. CREIGHTON	FS1	Las Vegas Invitational
Sun.	Nov. 24	TBD	VILLANOVA vs. TBD	TBD	Myrtle Beach Classic
Sun.	Nov. 24	TBD	XAVIER vs. TBD	TBD	Charleston Classic
Mon.	Nov. 25	7:00	BUTLER vs. Missouri	ESPNU	CBE Hall of Fame Classic
Tue.	Nov. 26	8:00	Central Michigan at DEPAUL	FS1	Minnesota Classic
Tue.	Nov. 26	7:00 or 9:30	BUTLER vs. Oklahoma/Stanford	TBD	CBE Hall of Fame Classic
Wed.	Nov. 27	9:30	SETON HALL vs. Oregon	ESPN2	Battle4Atlanta
Thurs.	Nov. 28	2:00	PROVIDENCE vs. Long Beach State	ESPNU	Wooden Legacy
Thurs.	Nov. 28	6:00	MARQUETTE vs. Davidson	ESPN2/ESPNU	Orlando Invitational
Thurs.	Nov. 28	10:30	CREIGHTON vs. San Diego State	FS1	Las Vegas Invitational
Thurs.	Nov. 28	TBD	SETON HALL vs. Southern Miss/Gonzaga	ESPN/ESPN2	Battle4Atlanta
Fri.	Nov. 29	3:00	DEPAUL at Minnesota	BTN+	Minnesota Classic
Fri.	Nov. 29	8:00 or 10:30	CREIGHTON vs Iowa/Texas Tech	TBD	Las Vegas Invitational
Fri.	Nov. 29	TBD	MARQUETTE vs. USC/Fairfield	TBD	Orlando Invitational
Fri.	Nov. 29	TBD	PROVIDENCE vs. Wake Forest/Charleston	TBD	Wooden Legacy
Sat.	Nov. 30	Noon	Wagner at ST. JOHN'S <sup>CA</sup>	FS2	
Sat.	Nov. 30	Noon	Lipscomb at XAVIER	FSN	
Sat.	Nov. 30	2:00	Greensboro at GEORGETOWN	FS2	
Sat.	Nov. 30	x:xx	SETON HALL vs. TBD	TBD	Battle4Atlanta
Sun.	Dec. 1	6:30	La Salle at VILLANOVA <sup>PAV</sup>	FS1	
Sun.	Dec. 1	TBD	MARQUETTE vs. TBD	TBD	Orlando Invitational
Sun.	Dec. 1	TBD	PROVIDENCE vs. TBD	TBD	Wooden Legacy
Tue.	Dec. 3	6:30	Saint Peter's at ST. JOHN'S <sup>CA</sup>	FS1	
Tue.	Dec. 3	8:30	Oral Roberts at CREIGHTON	FS1	
Tue.	Dec. 3	TBD	BUTLER at Mississippi	TBD	
Wed.	Dec. 4	6:30	Penn at VILLANOVA <sup>PAV</sup>	FS1	
Wed.	Dec. 4	7:00	Green Bay at XAVIER	FS2	
Wed.	Dec. 4	8:00	GEORGETOWN at Oklahoma State	ESPN+	BIG EAST Big 12 Battle
Wed.	Dec. 4	8:30	Texas Tech at DEPAUL	FS1	
Wed.	Dec. 4	9:00	Jacksonville at MARQUETTE	FS2	
Fri.	Dec. 6	7:00	PROVIDENCE at Rhode Island	ESPN2	
Sat.	Dec. 7	Noon	Florida at BUTLER	FOX	
Sat.	Dec. 7	Noon	West Virginia at ST. JOHN'S <sup>MSG</sup>	FS1	BIG EAST Big 12 Battle
Sat.	Dec. 7	2:30	Nebraska at CREIGHTON	FS1	
Sat.	Dec. 7	3:00	VILLANOVA at St. Joseph's	ESPN2	
Sat.	Dec. 7	5:00	Cincinnati at XAVIER	FS1	
Sat.	Dec. 7	TBD	GEORGETOWN at SMU	ESPNU	
Sat.	Dec. 7	TBD	MARQUETTE at Kansas State	ESPNU	BIG EAST Big 12 Battle

ARENA KEY: <sup>CA</sup> Carnesecca Arena; <sup>BC</sup> Barclays Center; <sup>WG</sup> Walsh Gymnasium;  
<sup>PAV</sup> Finneran Pavilion; <sup>MSG</sup> Madison Square Garden; <sup>WFC</sup> Wells Fargo Center

# 2019-2020 Composite Schedule

DAY	DATE	TIME (ET)	GAME	TV	NOTES
Sun.	Dec. 8	5:00	Buffalo vs. DEPAUL	FS1	Minnesota Classic
Sun.	Dec. 8	TBD	SETON HALL at Iowa State	TBD	BIG EAST Big 12 Battle
Tue.	Dec. 10	7:00	Brown at ST. JOHN'S <sup>CA</sup>	FS1	
Tue.	Dec. 10	9:00	BUTLER at Baylor	TBD	BIG EAST Big 12 Battle
Fri.	Dec. 13	8:00 or 9:00	UT-Rio Grande Valley at CREIGHTON	FS1	
Sat.	Dec. 14	Noon	Southern Univ. at BUTLER	FS1	
Sat.	Dec. 14	1:00	Syracuse at GEORGETOWN	FOX	
Sat.	Dec. 14	2:00	Illinois-Chicago at DEPAUL	FS1	
Sat.	Dec. 14	4:00	SETON HALL at Rutgers	BTN	
Tue.	Dec. 17	6:30	UMBC at GEORGETOWN	FS1	
Tue.	Dec. 17	7:00	PROVIDENCE vs. Florida <sup>BC</sup>	ESPN2	
Tue.	Dec. 17	8:00	Grambling at MARQUETTE	FSN	
Tue.	Dec. 17	8:30	Oklahoma at CREIGHTON	FS1	BIG EAST Big 12 Battle
Wed.	Dec. 18	6:30	Western Carolina at XAVIER	FS1	
Wed.	Dec. 18	7:00	DEPAUL at Cleveland State	TBD	
Wed.	Dec. 18	8:30	Albany at ST. JOHN'S <sup>CA</sup>	FS1	
Thurs.	Dec. 19	7:00	Maryland at SETON HALL	FS1	
Fri.	Dec. 20	9:00	North Dakota State at MARQUETTE	FS1	
Sat.	Dec. 21	Noon	Samford at GEORGETOWN	FS1	
Sat.	Dec. 21	Noon	Kansas at VILLANOVA <sup>WF</sup>	FOX	BIG EAST Big 12 Battle
Sat.	Dec. 21	2:00	Texas at PROVIDENCE	FOX	BIG EAST Big 12 Battle
Sat.	Dec. 21	2:30	BUTLER vs. Purdue	BTN	Crossroads Classic
Sat.	Dec. 21	8:30	Northwestern at DEPAUL	CBSSN	
Sat.	Dec. 21	10:00	ST. JOHN'S vs. Arizona	ESPN2	AI Attles Classic
Sat.	Dec. 21	8:30	CREIGHTON at Arizona State	Pac-12 Network	
Sun.	Dec. 22	4:30	Prairie View A&M at SETON HALL	FS1	
Sun.	Dec. 22	5:00	XAVIER at TCU	ESPN2	BIG EAST Big 12 Battle
Sat.	Dec. 28	Noon	American at GEORGETOWN	FS1	
Sat.	Dec. 28	2:00	Central Arkansas at MARQUETTE	FS1	
Sat.	Dec. 28	4:00	Louisiana-Monroe at BUTLER	FS1	
Mon.	Dec. 30	6:30	XAVIER at VILLANOVA <sup>PAV</sup>	FS1	
Mon.	Dec. 30	8:30	SETON HALL at DEPAUL	FS1	
Tue.	Dec. 31	5:30	GEORGETOWN at PROVIDENCE	FS1	
Tue.	Dec. 31	7:30	BUTLER at ST. JOHN'S <sup>CA</sup>	FS1	
Wed.	Jan. 1	9:00	MARQUETTE at CREIGHTON	CBSSN	
Fri.	Jan. 3	9:00	GEORGETOWN at SETON HALL	FS1	
Sat.	Jan. 4	Noon	CREIGHTON at BUTLER	FS1	
Sat.	Jan. 4	2:00 or 4:00	PROVIDENCE at DEPAUL	FS1	
Sat.	Jan. 4	2:00	VILLANOVA at MARQUETTE	FOX/FS1	
Sun.	Jan. 5	Noon or 4:30	ST. JOHN'S at XAVIER	FOX	
Tue.	Jan. 7	7:00	PROVIDENCE at MARQUETTE	FS1	
Tue.	Jan. 7	9:00	VILLANOVA at CREIGHTON	FS1	

ARENA KEY: <sup>CA</sup> Carnesecca Arena; <sup>BC</sup> Barclays Center; <sup>WG</sup> Walsh Gymnasium;  
<sup>PAV</sup> Finneran Pavilion; <sup>MSG</sup> Madison Square Garden; <sup>WFC</sup> Wells Fargo Center

# 2019-2020 Composite Schedule



DAY	DATE	TIME (ET)	GAME	TV	NOTES
Wed.	Jan. 8	6:30	ST. JOHN'S at GEORGETOWN	FS1	
Wed.	Jan. 8	8:30	SETON HALL at XAVIER	FS1	
Fri.	Jan. 10	9:00	BUTLER at PROVIDENCE	FS1	
Sat.	Jan. 11	Noon	DEPAUL at ST. JOHN'S <sup>MSG</sup>	FSN	
Sat.	Jan. 11	Noon	GEORGETOWN at VILLANOVA <sup>WF</sup>	FS1	
Sat.	Jan. 11	2:00	CREIGHTON at XAVIER	FOX/FS1	
Sat.	Jan. 11	4:00	MARQUETTE at SETON HALL	CBSSN	
Tue.	Jan. 14	8:30	DEPAUL at VILLANOVA <sup>PAV</sup>	FS1	
Wed.	Jan. 15	6:30	SETON HALL at BUTLER	FS1	
Wed.	Jan. 15	7:00	CREIGHTON at GEORGETOWN	CBSSN	
Wed.	Jan. 15	8:00	XAVIER at MARQUETTE	FSN	
Wed.	Jan. 15	8:30	ST. JOHN'S at PROVIDENCE	FS1	
Sat.	Jan. 18	Noon	SETON HALL at ST. JOHN'S <sup>MSG</sup>	FOX	
Sat.	Jan. 18	Noon	Connecticut at VILLANOVA <sup>WF</sup>	FS1	
Sat.	Jan. 18	1:00	BUTLER at DEPAUL	FSN	
Sat.	Jan. 18	2:00	MARQUETTE at GEORGETOWN	FS1	
Sat.	Jan. 18	4:30	PROVIDENCE at CREIGHTON	FS1	
Tue.	Jan. 21	7:00	BUTLER at VILLANOVA <sup>PAV</sup>	CBSSN	
Tue.	Jan. 21	9:00	ST. JOHN'S at MARQUETTE	FS1	
Wed.	Jan. 22	6:30	GEORGETOWN at XAVIER	FS1	
Wed.	Jan. 22	8:30	PROVIDENCE at SETON HALL	FS1	
Wed.	Jan. 22	9:00	CREIGHTON at DEPAUL	CBSSN	
Fri.	Jan. 24	9:00	MARQUETTE at BUTLER	FS1	
Sat.	Jan. 25	1:00	VILLANOVA at PROVIDENCE	CBS	
Sat.	Jan. 25	2:00	ST. JOHN'S at DEPAUL	FS1	
Sun.	Jan. 26	4:00	XAVIER at CREIGHTON	FS1	
Tue.	Jan. 28	6:30	VILLANOVA at ST. JOHN'S <sup>MSG</sup>	FS1	
Tue.	Jan. 28	9:00	BUTLER at GEORGETOWN	CBSSN	
Wed.	Jan. 29	6:30	DEPAUL at SETON HALL	FS1	
Wed.	Jan. 29	8:30	MARQUETTE at XAVIER	FS1	
Sat.	Feb. 1	11:00	XAVIER at SETON HALL	FOX	
Sat.	Feb. 1	Noon	CREIGHTON at VILLANOVA <sup>WF</sup>	FS1	
Sat.	Feb. 1	2:00	PROVIDENCE at BUTLER	FS1	
Sat.	Feb. 1	2:00	DEPAUL at MARQUETTE	FSN	
Sun.	Feb. 2	1:00	GEORGETOWN at ST. JOHN'S <sup>MSG</sup>	CBS	
Tue.	Feb. 4	9:00	XAVIER at DEPAUL	FS1	
Wed.	Feb. 5	6:30	VILLANOVA at BUTLER	FS1	
Wed.	Feb. 5	7:00	CREIGHTON at PROVIDENCE	FSN	
Wed.	Feb. 5	8:30	SETON HALL at GEORGETOWN	FS1	
Sat.	Feb. 8	Noon	DEPAUL at GEORGETOWN	FSN	
Sat.	Feb. 8	2:30	SETON HALL at VILLANOVA <sup>WF</sup>	FOX	
Sat.	Feb. 8	8:00	PROVIDENCE at XAVIER	FS1	
Sat.	Feb. 8	6:00	ST. JOHN'S at CREIGHTON	CBSSN	

ARENA KEY: <sup>CA</sup> Carnesecca Arena; <sup>BC</sup> Barclays Center; <sup>WG</sup> Walsh Gymnasium;  
<sup>PAV</sup> Finneran Pavilion; <sup>MSG</sup> Madison Square Garden; <sup>WFC</sup> Wells Fargo Center

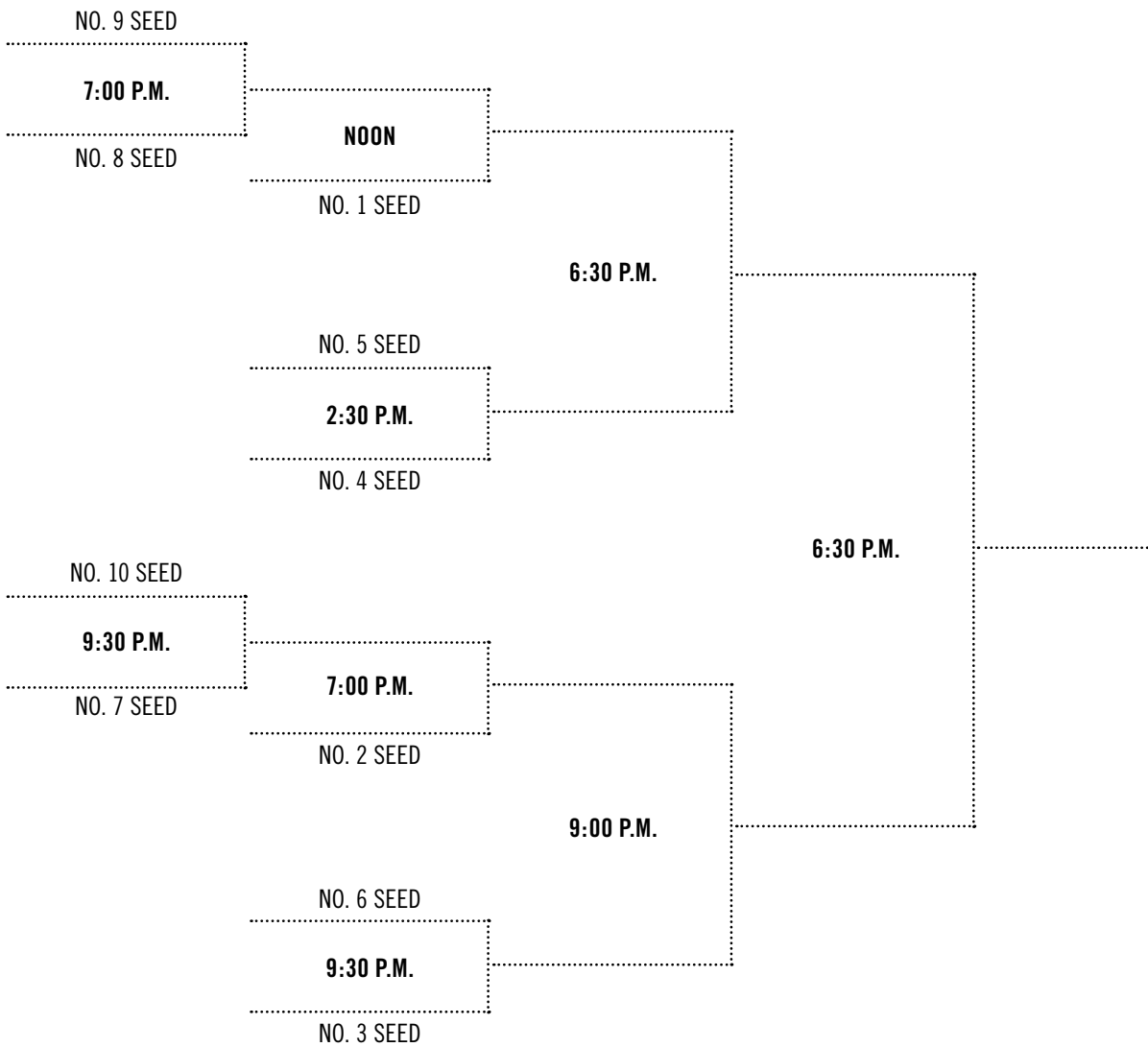


# 2019-2020 Composite Schedule

DAY	DATE	TIME (ET)	GAME	TV	NOTES
Sun.	Feb. 9	Noon	BUTLER at MARQUETTE	FS1	
Wed.	Feb. 12	6:30	XAVIER at BUTLER	CBSSN	
Wed.	Feb. 12	6:30	CREIGHTON at SETON HALL	FS1	
Wed.	Feb. 12	8:30	PROVIDENCE at ST. JOHN'S <sup>CA</sup>	CBSSN	
Wed.	Feb. 12	8:30	MARQUETTE at VILLANOVA <sup>PAV</sup>	FS1	
Sat.	Feb. 15	2:30	GEORGETOWN at BUTLER	FOX	
Sat.	Feb. 15	7:30	DEPAUL at CREIGHTON	FS1	
Sat.	Feb. 15	8:00	SETON HALL at PROVIDENCE	CBSSN	
Sun.	Feb. 16	1:00	VILLANOVA at Temple	ESPN	
Mon.	Feb. 17	6:30	XAVIER at ST. JOHN'S <sup>MSG</sup>	FS1	
Tue.	Feb.18	8:30	CREIGHTON at MARQUETTE	FS1	
Wed.	Feb. 19	6:30	BUTLER at SETON HALL	FS1	
Wed.	Feb. 19	8:30	PROVIDENCE at GEORGETOWN	FS1	
Wed.	Feb. 19	9:00	VILLANOVA at DEPAUL	CBSSN	
Sat.	Feb. 22	Noon	MARQUETTE at PROVIDENCE	FOX	
Sat.	Feb. 22	2:30	VILLANOVA at XAVIER	FOX	
Sat.	Feb. 22	9:00	GEORGETOWN at DEPAUL	FS1	
Sun.	Feb. 23	2:00	ST. JOHN'S at SETON HALL	CBS	
Sun.	Feb. 23	4:00	BUTLER at CREIGHTON	FS1	
Tue.	Feb. 25	7:00	DEPAUL at XAVIER	CBSSN	
Wed.	Feb. 26	6:30	ST. JOHN'S at VILLANOVA <sup>PAV</sup>	FS1	
Wed.	Feb. 26	8:30	GEORGETOWN at MARQUETTE	FS1	
Sat.	Feb. 29	Noon	PROVIDENCE at VILLANOVA <sup>WF</sup>	FOX	
Sat.	Feb. 29	2:30	SETON HALL at MARQUETTE	FOX	
Sat.	Feb. 29	6:30	DEPAUL at BUTLER	FS1	
Sun.	Mar. 1	Noon	CREIGHTON at ST. JOHN'S <sup>CA</sup>	FS1	
Sun.	Mar. 1	2:00	XAVIER at GEORGETOWN	CBS	
Tue.	Mar. 3	8:00	MARQUETTE at DEPAUL	FS1	
Wed.	Mar. 4	6:30	XAVIER at PROVIDENCE	FS1	
Wed.	Mar. 4	7:00	ST. JOHN'S at BUTLER	CBSSN	
Wed.	Mar. 4	8:00	GEORGETOWN at CREIGHTON	FSN	
Wed.	Mar. 4	8:30	VILLANOVA at SETON HALL	FS1	
Sat.	Mar. 7	Noon	VILLANOVA at GEORGETOWN	FOX	
Sat.	Mar. 7	Noon	MARQUETTE at ST. JOHN'S <sup>MSG</sup>	FSN	
Sat.	Mar. 7	2:30	SETON HALL at CREIGHTON	FOX	
Sat.	Mar. 7	6:30	DEPAUL at PROVIDENCE	FS1	
Sat.	Mar. 7	8:30	BUTLER at XAVIER	FS1	

**2020 BIG EAST MEN'S BASKETBALL CHAMPIONSHIP**  
**March 11-14 • Madison Square Garden • New York City**  
*The First Round, Quarterfinal and Semifinal Rounds will be televised by FS1.*  
*The Championship Game will be televised by FOX.*

<b>FIRST ROUND</b> Wednesday March 11	<b>QUARTERFINALS</b> Thursday March 12	<b>SEMIFINALS</b> Friday March 13	<b>FINAL</b> Saturday March 14
---	--	---	--------------------------------------



# NCAA Championship

## FIRST FOUR

Tuesday and Wednesday  
March 17 and 18  
University of Dayton Arena  
Dayton, Ohio  
Host: University of Dayton

## FIRST AND SECOND ROUNDS

Thursday and Saturday  
March 19 and 21  
Times Union Center  
Albany, N.Y.  
Host: Metro Atlantic Athletic  
Conference

Spokane Veterans Memorial Arena  
Spokane, Wash.  
Host: University of Idaho

Enterprise Center, St. Louis, Mo.  
Host: Missouri Valley Conference

Amalie Arena, Tampa, Fla.  
Host: University of South Florida

Friday and Sunday  
March 20 and 22  
Greensboro, Coliseum  
Greensboro, N.C.  
Host: Atlanta Coast Conference

CenturyLink Center Omaha  
Omaha, Neb.  
Host: Creighton University

Golden 1 Center, Sacramento, Calif.  
Host: Sacramento State University

Quicken Loans Arena  
Cleveland, Ohio  
Host(s): Mid-American Conference/  
Cleveland State

## REGIONALS

Thursday and Saturday  
March 26 and 28  
STAPLES Center, Los Angeles, Calif.  
Host: Pepperdine University

Lucas Oil Stadium, Indianapolis, Ind.  
Host(s): Horizon League/IUPUI

Friday and Sunday  
March 27 and 29  
Toyota Center, Houston, Texas  
Host: University of Houston

Madison Square Garden  
New York, N.Y.  
Host(s): St. John's University/  
BIG EAST Conference

## FINAL FOUR

Saturday and Monday  
April 4 and 6  
Mercedes-Benz Stadium  
Atlanta, Ga.  
Host: Georgia Institute of Technology



The BIG EAST Conference has operated its own officials bureau since 1983. After a storied career as a game official, John Cahill is in his fourth year of serving as the Coordinator of Men's Basketball Officiating. The BIG EAST retains the nation's top officials for both conference and nonconference games. Officials affiliated with the BIG EAST Conference include the following:

**JEFFREY ANDERSON**  
West Henrietta, NY

**CLARENCE ARMSTRONG**  
New Castle, DE

**ROGER AYERS, JR.**  
Roanoke, VA

**BO BOROSKI**  
Indianapolis, IN

**JAMES BREEDING**  
Louisville, KY

**EVON BURROUGHS**  
Pembroke, MA

**TONY CHIAZZA**  
Wheeling, WV

**JEFF CLARK**  
Cheltenham, PA

**TIM CLOUGHERTY**  
Raleigh, NC

**BILL COVINGTON, JR**  
High Point, NC

**DON DAILY**  
Atkins, AR

**A.J. DESAI**  
Fort Mills, SC

**BRIAN DORSEY**  
West Caldwell, NJ

**PAT DRISCOLL**  
Syracuse, NY

**MIKE EADES**  
Princeton, WV

**TOM EADES**  
Gallatin, TX

**GREG EVANS**  
Hermitage, PA

**NATHAN FARRELL**  
Delmar, NY

**ANTHONY FRANKLIN**  
Fort Mills, SC

**JOHN GAFFNEY**  
Westwood, MA

**TONY GREENE**  
Atlanta, GA

**RON GROOVER**  
Newnan, GA

**BRENT HAMPTON**  
Cynthiana, KY

**TONY HENDERSON**  
Atlanta, Ga.

**JOHN HIGGINS**  
Omaha, NE

**LES JONES**  
Chesapeake, VA

**KEITH KIMBLE**  
Arlington, TX

**KIP KISSINGER**  
Omaha, NE

**JOE LINDSAY**  
Harleysville, PA

**JAMIE LUCKIE**  
Charlotte, NC

**STEVE MCJUNKINS**  
Bedford, OH

**TOMMY MORRISSEY**  
Atlanta, GA



Jeff Anderson

**MIKE NANCE**  
Sharpsburg, GA

**RAY NATILI**  
Davidson, NC

**BRIAN O'CONNELL**  
Middletown, NJ

**MIKE PEARSON**  
West Chester, PA

**JUSTIN PORTERFIELD**  
Leesburg, VA

**MATT POTTER**  
Beaver Falls, PA

**ROB RILEY**  
Hamilton, NJ

**MIKE ROBERTS**  
Atlanta, GA

**WALLY RUTECKI**  
Springfield, PA

**DOUG SHOWS**  
Rome, GA

**LAMAR SIMPSON**  
Wheaton, IL

**ALFRED SMITH**  
Louisville, KY

**MICHAEL STEPHENS**  
Cranston, RI

**PAUL SZELC**  
Austin, TX

**EARL WALTON**  
Bowie, MD

**BIG  
EAST**  
CONFERENCE

**THE  
TEAMS**





Sean McDermott



## QUICK FACTS

**Location:** Indianapolis, Ind.  
**Enrollment:** 4,726  
**Founded:** 1855  
**Nickname:** Bulldogs  
**Colors:** Blue and White  
**Home Court:** Hinkle Fieldhouse (9,100)

## COACHING STAFF

**Head Coach**  
 LaVall Jordan (Butler '01)  
 Office Phone: (317) 940-9377

**Assistant Coaches**  
 Jeff Meyer (Taylor '76)  
 Omar Lowery (Concordia, Wis. '02)  
 Emerson Kampen (Butler '13)

## ADMINISTRATION

**President**  
 James M. Danko

**Director of Athletics**  
 Barry Collier  
 Athletics Phone: (370) 940-9375

**Sports Communications Director**  
 John Dedman  
 Office Phone: (317) 940-9414  
 Cell Phone: (317) 491-5462  
 Email: jdedman@butler.edu

## 2019-20 SCHEDULE

**NOVEMBER**

6 IUPUI (FS2) ..... 6:30  
 9 New Orleans (FSN) ..... 7:00  
*Gavitt Tipoff Games*  
 12 Minnesota (FS1) ..... 8:30  
*CBE Hall of Fame Classic, Kansas City, Mo.*  
 21 Wofford (FS2) ..... 8:00  
 22 Morehead State (FS1) ..... 7:00  
 25 vs. Missouri (ESPNU) ..... 7:00  
 26 vs. Oklahoma/Stanford (TBD) ..... 7:00/9:30

**DECEMBER**

3 at Mississippi (TBD) ..... TBD  
 7 Florida (FOX) ..... Noon  
*BIG EAST/Big 12*  
 10 at Baylor (ESPNU) ..... 9:00  
 14 Southern (FS1) ..... Noon  
*Crossroads Classic, Indianapolis, Ind.*  
 21 vs. Purdue (BTN) ..... 2:30  
 28 Louisiana-Monroe (FS1) ..... 4:00  
 31 AT ST. JOHN'S (FS1) ..... 7:30

**JANUARY**

4 CREIGHTON (FS1) ..... Noon  
 10 AT PROVIDENCE (FS1) ..... 9:00  
 15 SETON HALL (FS1) ..... 6:30  
 18 AT DEPAUL (FSN) ..... 1:00  
 21 AT VILLANOVA (CBSSN) ..... 7:00  
 24 MARQUETTE (FS1) ..... 9:00  
 28 AT GEORGETOWN (CBSSN) ..... 9:00

**FEBRUARY**

1 PROVIDENCE (FS1) ..... 2:00  
 5 VILLANOVA (FS1) ..... 6:30  
 9 AT MARQUETTE (FS1) ..... Noon  
 12 XAVIER (CBSSN) ..... 6:30  
 15 GEORGETOWN (FOX) ..... 2:30  
 19 AT SETON HALL (FS1) ..... 6:30  
 23 AT CREIGHTON (FS1) ..... 4:00  
 29 DEPAUL (FS1) ..... 6:30

**MARCH**

4 ST. JOHN'S (CBSSN) ..... 7:00  
 7 AT XAVIER (FS1) ..... 8:30

All times are Eastern.

## BULLDOGS PREVIEW

### The Big Picture

The Bulldogs made it to the post-season again last year, earning an NIT berth, though the regular season did not end the way they wanted with losses in five or their last seven games. Coach LaVall Jordan, entering his third season as head coach, expects this year's squad to be improved. He can point to a strong nucleus of returnees led by a trio of players who started every game last season, including two starting guards.

### Who's Back

Senior guard Kamar Baldwin averaged a team-leading 17.0 points last year, despite plenty of defensive attention from opponents. Junior Aaron Thompson averaged only 6.3 points, but ranked fourth in the league in assists with a 4.3 mark. Both players also excel defensively. Sean McDermott, like Baldwin and Thompson, did not miss a start. The 6-6 senior averaged 9.5 points and 3.9 rebounds while making 40.6 percent from 3-point range. After becoming eligible in December, Duke transfer Jordan Tucker impressed with a 9.7 scoring mark and was a 3-point threat. Guard Henry Baddley and wing Christian David are experienced reserves. Sophomore Bryce Golden, who was limited to 15 games due to a shoulder injury, should see his playing time increase in the post.

### Who's Gone

Paul Jorgensen was part of a 3-guard offense that often was employed last year. He was second on the team in scoring with an 11.7 average and his 72 3-point baskets tied him for the team lead with McDermott. Jorgensen was named BIG EAST Sixth Man of the Year. Center Joey Brunk left after earning his undergraduate degree. The 6-11 forward-center started 13 games and averaged 7.6 points and 3.6 boards. Nate Fowler made 20 starts at center and averaged 5.5 points and 3.7 rebounds.

### What's Ahead

Jordan wants this year's Bulldog team to be stronger defensively. Derrik Smits, a graduate transfer from Valparaiso, figures to see plenty of time among the newcomers. The 7-1 center, who led his team in scoring (12.2) and rebounding (5.7), likely will step into a starting role. Bryce Nze, a transfer from Milwaukee, will play a more traditional power forward. He led Milwaukee in rebounding two seasons ago with an 8.5 average. Khalif Battle, a 6-5 freshman guard, is expected to see some immediate playing time despite the crowd in the backcourt. The other new faces are 6-7 redshirt freshman Markeese Hastings and 6-10 freshman John-Michael Mulloy.

## 2018-19 STATISTICS

##	Player	GP	GS	Min	Avg	TOTAL			3-PTS			REBOUNDS														
						FG	FGA	Pct	3FG	FGA	Pct	FT	FTA	Pct	Off	Def	Tot	Avg	PF	FO	A	TO	Blk	Stl	Pts	Avg
03	BALDWIN, Kamar	33	33	1130	34.2	211	472	.447	42	135	.311	96	113	.850	21	140	161	4.9	86	1	102	90	11	49	560	17.0
	Conference-Only...	18	18	635	35.3	129	271	.476	25	74	.338	57	67	.851	14	74	88	4.9	54	1	51	51	7	29	340	18.9
05	JORGENSEN, Paul	33	18	872	26.4	138	347	.398	72	185	.389	38	53	.717	17	86	103	3.1	39	0	54	28	3	23	386	11.7
	Conference-Only...	18	3	432	24.0	65	167	.389	33	90	.367	16	24	.667	6	40	46	2.6	21	0	26	15	2	12	179	9.9
01	TUCKER, Jordan	24	9	533	22.2	72	201	.358	50	135	.370	38	46	.826	8	91	99	4.1	49	0	18	32	2	11	232	9.7
	Conference-Only...	18	9	434	24.1	55	164	.335	36	109	.330	26	33	.788	5	76	81	4.5	39	0	14	22	2	10	172	9.6
22	McDERMOTT, Sean	33	33	922	27.9	106	240	.442	73	180	.406	30	37	.811	26	103	129	3.9	72	1	15	23	5	16	315	9.5
	Conference-Only...	18	18	517	28.7	55	123	.447	33	88	.375	16	20	.800	19	65	84	4.7	33	1	8	14	4	11	159	8.8
50	BRUNK, Joey	33	13	614	18.6	95	154	.617	1	3	.333	59	91	.648	47	71	118	3.6	49	0	32	32	6	5	250	7.6
	Conference-Only...	18	13	335	18.6	55	97	.567	1	3	.333	26	41	.634	26	34	60	3.3	25	0	20	20	3	3	137	7.6
02	THOMPSON, Aaron	33	33	894	27.1	82	154	.532	10	30	.333	33	53	.623	6	61	67	2.0	102	5	142	68	9	38	207	6.3
	Conference-Only...	18	18	440	24.4	39	85	.459	4	17	.235	22	34	.647	3	30	33	1.8	59	3	65	37	0	19	104	5.8
51	FOWLER, Nate	33	20	609	18.5	68	150	.453	15	47	.319	31	46	.674	61	61	122	3.7	84	0	35	31	7	10	182	5.5
	Conference-Only...	18	5	325	18.1	37	82	.451	13	34	.382	15	24	.625	36	26	62	3.4	42	0	17	12	3	7	102	5.7
20	BADDLEY, Henry	33	6	559	16.9	51	121	.421	21	70	.300	21	27	.778	19	56	75	2.3	48	0	16	19	5	26	144	4.4
	Conference-Only...	18	6	275	15.3	24	60	.400	9	31	.290	7	9	.778	6	29	35	1.9	26	0	7	10	3	16	64	3.6
25	DAVID, Christian	31	0	340	11.0	20	51	.392	6	26	.231	10	17	.588	23	39	62	2.0	36	0	17	18	14	12	56	1.8
	Conference-Only...	17	0	194	11.4	10	29	.345	3	15	.200	3	7	.429	13	26	39	2.3	20	0	9	12	10	7	26	1.5
33	GOLDEN, Bryce	15	0	90	6.0	12	23	.522	0	4	.000	1	1	1.000	6	5	11	0.7	10	0	0	4	0	1	25	1.7
	Conference-Only...	11	0	60	5.5	7	13	.538	0	2	.000	1	1	1.000	4	3	7	0.6	4	0	0	3	0	0	15	1.4
21	GILLENBUTLER, Jera	11	0	67	6.1	5	18	.278	1	9	.111	1	2	.500	3	11	14	1.3	14	0	2	4	0	2	12	1.1
	Conference-Only...	1	0	1	1.0	1	1	1.000	0	0	.000	0	0	.000	0	0	0	0.0	0	0	0	0	0	0	2	2.0
00	DONOVAN, Campbell	10	0	19	1.9	1	3	.333	1	3	.333	2	2	1.000	0	1	1	0.1	4	0	1	0	0	0	5	0.5
	Conference-Only...	2	0	2	1.0	0	0	.000	0	0	.000	0	0	.000	0	1	1	0.5	0	0	0	0	0	0	0	0.0
	TEAM.....														53	41	94	2.9	1			9				
	Conference-Only...														34	24	58	3.2	0			5				
	<b>Total.....</b>	<b>33</b>				<b>861</b>	<b>1934</b>	<b>.445</b>	<b>292</b>	<b>827</b>	<b>.353</b>	<b>360</b>	<b>488</b>	<b>.738</b>	<b>290</b>	<b>766</b>	<b>1056</b>	<b>32.0</b>	<b>594</b>	<b>7</b>	<b>434</b>	<b>358</b>	<b>62</b>	<b>193</b>	<b>2374</b>	<b>71.9</b>
	<b>Conference-Only...</b>	<b>18</b>				<b>477</b>	<b>1092</b>	<b>.437</b>	<b>157</b>	<b>463</b>	<b>.339</b>	<b>189</b>	<b>260</b>	<b>.727</b>	<b>166</b>	<b>428</b>	<b>594</b>	<b>33.0</b>	<b>323</b>	<b>5</b>	<b>217</b>	<b>201</b>	<b>34</b>	<b>114</b>	<b>1300</b>	<b>72.2</b>
	<b>Opponents.....</b>	<b>33</b>				<b>815</b>	<b>1784</b>	<b>.457</b>	<b>251</b>	<b>703</b>	<b>.357</b>	<b>456</b>	<b>648</b>	<b>.704</b>	<b>292</b>	<b>839</b>	<b>1131</b>	<b>34.3</b>	<b>532</b>	<b>-</b>	<b>405</b>	<b>422</b>	<b>118</b>	<b>175</b>	<b>2337</b>	<b>70.8</b>
	<b>Conference-Only...</b>	<b>18</b>				<b>464</b>	<b>1001</b>	<b>.464</b>	<b>145</b>	<b>399</b>	<b>.363</b>	<b>265</b>	<b>370</b>	<b>.716</b>	<b>157</b>	<b>478</b>	<b>635</b>	<b>35.3</b>	<b>290</b>	<b>4</b>	<b>242</b>	<b>223</b>	<b>68</b>	<b>92</b>	<b>1338</b>	<b>74.3</b>

## 2019-20 ROSTER

No.	Name	Pos.	Ht.	Wt.	Yr.	Hometown/Previous School
20	Henry Baddley	G/F	6-4	185	Sr.	Wadsworth, Ohio/St. Vincent-St. Mary
3	Kamar Baldwin	G	6-1	190	Sr.	Winder, Ga./Apalachee
4	Khalif Battle	G	6-5	175	Fr.	Edison, N.J./Trenton Catholic
25	Christian David	F	6-6	210	Jr.	Milton, Ontario/Vermont Academy
0	Campbell Donovan	G	5-11	180	Jr.	Fort Wayne, Ind./Bishop Dwenger
33	Bryce Golden	F	6-9	245	So.	Winchester, Va./Saint James School (Md.)
24	Markeese Hastings	F	6-7	200	Fr.	Wyoming, Mich./Godwin Heights
22	Sean McDermott	F	6-6	195	Sr.	Anderson, Ind./Pendleton Heights
35	John-Michael Mulloy	F/C	6-10	225	Fr.	Carmel, Ind./Carmel
10	Bryce Nze	F	6-7	235	Jr.	Hartland, Wis./Arrowhead
30	Mike Parker	F	6-6	215	Fr.	Wilmington, N.C./Coastal Christian
21	Derrick Smits	C	7-1	235	Gr.	Zionsville, Ind./Valparaiso
2	Aaron Thompson	G	6-2	190	Jr.	Glenn Dale, Md./Paul VI Catholic (Va.)
1	Jordan Tucker	F	6-7	220	Jr.	White Plains, N.Y./Wheeler (Ga.)

## 2019-20 NEWCOMERS

**Khalif Battle, G, Fr., 6-5, 175, Edison, N.J./Trenton Catholic**

- Averaged 23.7 points as a senior at Trenton Catholic.
- Was Trenton Times and Trentonian Player of the Year.

**Markeese Hastings, F, Fr., 6-7, 190, Wyoming, Mich./Godwin Heights**

- Was redshirted in 2018-19.
- As a prep senior, averaged 22.3 points and 15.0 rebounds and earned Class B all-state second team honors.

**John-Michael Mulloy, F/C, Jr., 6-10, 225, Carmel, Ind./Carmel**

- Was an AP Indiana All-State pick as a senior.
- Led Carmel to Class 4A state title, averaged 14.5 points, 8.0 rebounds and 3.0 assists.

**Bryce Nze, F, Jr., 6-7, 225, Hartland, Wis./Milwaukee**

- Transfer from U. of Milwaukee who sat out last season.
- In 2017-18, led Milwaukee in rebounding at 8.5 and averaged 10.3 points.

**Derrick Smits, C, Gr., 7-1, 235, Zionsville, Ind./Valparaiso**

- Led Valparaiso in scoring (12.2) and rebounds (5.7) last season.
- Shot 56.4 percent from the field in his three seasons as Valparaiso.



## HEAD COACH LAVALL JORDAN

Hired at Butler: June 12, 2017.

**Coaching File:** Head coach, Milwaukee, 2016-17; Assistant coach, Michigan 2010-16; Assistant coach, Iowa, 2007-10; Assistant coach, Butler, 2004-07; Coordinator of operations, Butler, 2003-04.

**Highlights:** 2019 NIT; 2018 NCAA (Second Round); As an assistant at Butler in 2006-07, team was 29-7, won the Horizon League regular-season title and advanced to NCAA Sweet 16.

In his lone season as head coach

at Milwaukee, he led the team to the conference tournament title game as a No. 10 seed. Michigan made five NCAA trips in his six seasons there, including an appearance in the 2013 national championship game and 2014 Elite Eight. In three years at Iowa, coached under former Butler coach Todd Lickliter. He also coached under Lickliter at Butler after playing for Barry Collier and Thad Matta.

**Playing File:** Was a three-year starter at guard for Butler (1998-01). He helped the Bulldogs win three straight conference titles and two Midwestern Collegiate Conference regular-season titles. He was the Tournament MVP in 2001. Played in the NCAA Tournament in 1998, 2000, 2001 and the NIT in 1999. In 2001, he helped Butler win its first NCAA Tournament game in 39 years with a 79-63 win over Wake Forest. After graduation, played with the Huntsville Flight in the National Basketball Development League and in Europe.

**Education:** B.A., Butler, Journalism, 2001. M.A., Ball State, Athletic Administration, 2000.

**Personal:** Native of Albion, Mich. Birthdate: 4-16-79. He and his wife Destinee have three daughters, Ava, Alanna and Adalynn.

## JORDAN'S RECORD

Career Record (three years) ..... 48-55 (.466)  
 Milwaukee Record (one year) ..... 11-24 (.314)  
 Butler Record (two years) ..... 37-31 (.544)

BIG EAST Regular Season Record (two years) ..... 16-20 (.444)  
 BIG EAST Tournament Record (two years) ..... 1-2 (.333)  
 BIG EAST Overall Record (two years) ..... 17-22 (.436)

NCAA Record (one appearance) ..... 1-1 (.500)  
 NIT Record (one appearance) ..... 0-1 (.000)

## YEAR-BY-YEAR

		Overall	Conference	Conf. Tourn.	Postseason
2016-17	Milwaukee	11-24	4-14/10th	3-1/2nd	—
2017-18	Butler	21-14	9-9/T6th	1-1	NCAA 1-1
2018-19	Butler	16-17	7-11/T8th	0-1	NIT 0-1

## REGULAR SEASON GAMES

Home Record: 31-23  
 Best Home Record: 6-3 in 2014-15, 2015-16, 2016-17, 2017-18  
 Worst Home Record: 2-7 in 2013-14  
 Most Consecutive Home Wins: 5 in 2014-15  
 Most Consecutive Home Losses: 4 in 2013-14  
 Road Record: 23-31  
 Best Road Record: 6-3 in 2014-15, 2016-17  
 Worst Road Record: 2-7 in 2013-14, 2018-19  
 Most Consecutive Road Wins: 3 in 2016-17  
 Most Consecutive Road Losses: 4 in 2018-19  
 Longest Winning Streak: 4 in 2013-14, 2017-18, twice in 2016-17,  
 Longest Losing Streak: 7 games in 2013-14

## BIG EAST REGULAR SEASON RESULTS

Year	Won-Lost	Home	Away	Finish	Championship Seed
2013-14	4-14	2-7	2-7	9th	#9
2014-15	12-6	6-3	6-3	T2nd	#3
2015-16	10-8	6-3	4-5	T4th	#5
2016-17	12-6	6-3	6-3	2nd	#2
2017-18	9-9	6-3	3-6	T6th	#6
2018-19	7-11	5-4	2-7	T8th	#9

## BIG EAST CHAMPIONSHIP RESULTS (2013-19)

vs.	Won	Lost
Providence	0	2
Seton Hall	1	1
Villanova	0	1
Xavier	0	2
<b>Total</b>	<b>1</b>	<b>6</b>



**2018-19 RESULTS (16-17, 7-11 BIG EAST)**

(HOME: 12-4/AWAY: 2-10/NEUTRAL: 2-3)

			Attendance	High Scorer/Rebounder
<b>NOVEMBER</b>				
10	Miami, Ohio	W, 90-68	9,171	Baldwin 21/Two with 7
12	Detroit Mercy	W, 84-63	7,741	Baldwin 26/Baldwin 8
16	Mississippi	W, 83-76	8,328	Jorgensen 27/Baldwin 8
<i>Battle 4 Atlantis, Bahamas</i>				
21	vs. Dayton	L, 69-64	1,452	Two with 18/Fowler 7
22	vs. Middle Tennessee St.	W, 84-53	953	Two with 21/Three with 5
23	vs. Florida	W, 61-54	1,140	Baldwin 19/Jorgensen 7
<b>DECEMBER</b>				
1	at Saint Louis	L, 64-52	9,572	McDermott 12/Baldwin 9
5	Brown	W, 70-55	7,361	Jorgensen 19/Thompson 6
8	Northern Illinois	W, 95-68	8,247	McDermott 23/Baldwin 7
<i>Crossroads Classic, Indianapolis, Ind.</i>				
15	vs. Indiana	L, 71-68	18,743	McDermott 20/McDermott 6
18	Presbyterian	W, 76-67	6,821	Thompson 18/Brunk 8
21	UC-Irvine	W, 71-54	7,732	Jorgensen 19/Jorgensen 7
29	at Florida	L, 77-43	9,814	Baldwin 9/Baldwin 3
<b>JANUARY</b>				
2	GEORGETOWN	L, 84-76	8,876	Baldwin 17/Baldwin 9
5	CREIGHTON	W, 84-69	9,148	Baldwin 28/McDermott 8
9	at SETON HALL	L, 76-75	7,640	Baldwin 23/Brunk 10
13	at XAVIER	L, 70-69	10,144	Baldwin 18/Tucker 8
16	at DEPAUL	W, 87-69	4,616	Tucker 19/Baldwin 14
19	ST. JOHN'S	W, 80-71	9,121	Baldwin 30/McDermott 12
22	VILLANOVA	L, 80-72	8,962	Thompson 15/McDermott 7
25	at CREIGHTON	L, 75-61	18,089	Baldwin 23/Two with 5
30	MARQUETTE	L, 76-58	8,292	Baldwin 16/Fowler 6
<b>FEBRUARY</b>				
2	SETON HALL	W, 70-68	9,102	Jorgensen 18/McDermott 7
9	at GEORGETOWN	W, 73-69	13,345	Baldwin 18/Three with 5
12	at ST. JOHN'S <sup>CA</sup>	L, 77-73 ot	5,602	Baldwin 16/Jorgensen 9
16	DEPAUL	W, 91-78	9,100	Baldwin 25/McDermott 6
20	at MARQUETTE	L, 79-69	14,600	McDermott 27/McDermott 8
26	PROVIDENCE	L, 73-67 ot	8,149	Baldwin 27/Baldwin 6
<b>MARCH</b>				
2	at VILLANOVA	L, 75-54	17,515	Jorgensen 11/Baldwin 5
5	XAVIER	W, 71-66	8,551	Baldwin 24/Baldwin 6
9	at PROVIDENCE	L, 83-70	12,004	Jorgensen 17/Two with 4
13	vs. Providence (BET)	L, 80-57	19,812	Tucker 14/Fowler 5
20	at Nebraska (NIT)	L, 80-76	10,103	McDermott 14/McDermott 7

<sup>CA</sup> Carnesecca Arena; (BET) BIG EAST Tournament; (NCAA) NCAA Tournament**CAREER LEADERS**

Points	Total
Chad Tucker, 1983-88	2,321
Kelan Martin, 2014-18	2,047
Darrin Fitzgerald, 1983-87	2,019
Kellen Dunham, 2013-16	1,946
Matt Howard, 2007-11	1,939
A. J. Graves, 2004-08	1,807
Lynn Mitchem, 1979-83	1,798
Darin Archbold, 1988-92	1,744
Billy Shepherd, 1969-72	1,733
Jermaine Guice, 1990-94	1,607

Rebounds	Total
Daryl Mason, 1971-74	961
Kameron Woods, 2011-15	956
Jeff Blue, 1961-64	953
Matt Howard, 2007-11	884
Roosevelt Jones 2011-16	814
Darren Fowlkes, 1985-89	748
Lynn Mitchem, 1979-83	742
Mike Marshall, 1996-00	722
Jon Neuhauser, 1994-98	719
Joel Cornette, 1999-03	712
Kelan Martin, 2014-18	709

Assists	Total
Thomas Jackson, 1998-02	540
Ronald Nored, 2008-12	497
Tim Bowen, 1989-93	471
Roosevelt Jones, 2011-16	464
Jeff Rogers, 1994-98	457
Darrin Fitzgerald, 1983-87	411
Shelvin Mack, 2008-11	357
Avery Sheets, 2002-06	323
Mike Green, 2006-08	316
A.J. Graves, 2004-08	316
Mike Monserez, 2001-04	310

Steals	Total
Thomas Jackson, 1998-02	207
Ronald Nored, 2008-12	207
Alex Barlow, 2011-15	187
A.J. Graves, 2004-08	183
Darren Fowlkes, 1985-89	176
Darrin Fitzgerald, 1983-87	156
Rylan Hainje, 1998-02	153
Roosevelt Jones, 2011-16	147
Joel Cornette, 1999-03	128
Brandon Miller, 2000-03	122
Mike Marshall, 1996-00	122

Blocked Shots	Total
Rolf van Rijn, 1994-98	203
Joel Cornette, 1999-03	144
Matt Howard, 2007-11	131
Kameron Woods, 2011-15	125
Tyler Wideman, 2014-18	104
J.P. Brens, 1989-93	100
Darren Fowlkes, 1985-89	82
Mike Miller, 1978-81	76
Brandon Polk, 2004-06	73
Tim Haseley, 1981-85	72



*Mitch Ballock*



## QUICK FACTS

**Location:** Omaha, Neb.  
**Enrollment:** 8,821  
**Founded:** 1878  
**Nickname:** Bluejays  
**Colors:** Blue and White  
**Home Court:** CHI Health Center (17,390)

## COACHING STAFF

**Head Coach**  
 Greg McDermott (Northern Iowa '88)  
 Office Phone: (402) 280-1795

**Assistant Coaches**  
 Darian DeVries (Northern Iowa '98)  
 Preston Murphy (Rhode Island '99)  
 Alan Huss (Creighton '02)

## ADMINISTRATION

**President**  
 Rev. Daniel Hendrickson, S.J., Ph.D.

**Director of Athletics**  
 Bruce Rasmussen  
 Athletics Phone: (402) 280-2720

**Sports Information Director**  
 Rob Anderson  
 Office Phone: (402) 280-5544  
 Cell Phone: (402) 660-5854  
 Email: randerson@creighton.edu

## 2019-20 SCHEDULE

<b>NOVEMBER</b>	
5	Kennesaw State (FSN) ..... 9:00
<i>Gavitt Tipoff Games</i>	
12	at Michigan (FS1) ..... 6:30
16	Louisiana Tech (FS2) ..... 6:00
<i>Las Vegas Invitational</i>	
22	Cal-Poly (FS1) ..... 9:00
24	North Florida (FS1) ..... 2:00
28	vs. San Diego St. (FS1) ..... 10:30
29	vs. Iowa/Texas Tech (TBD) ..... 8:00/10:30

<b>DECEMBER</b>	
3	Oral Roberts (FS1) ..... 8:30
7	Nebraska (FS1) ..... 2:30
13	UT-Rio Grande Valley (FS1) ..... TBD
<i>BIG EAST/Big 12</i>	
17	Oklahoma (FS1) ..... 8:30
21	at Arizona State (Pac-12 Network) ..... 8:30

<b>JANUARY</b>	
1	MARQUETTE (CBSSN) ..... 9:00
4	AT BUTLER (FS1) ..... Noon
7	VILLANOVA (FS1) ..... 9:00
11	AT XAVIER (FOX) ..... 2:00
15	AT GEORGETOWN (CBSSN) ..... 7:00
18	PROVIDENCE (FS1) ..... 4:30
22	AT DEPAUL (CBSSN) ..... 9:00
26	XAVIER (FS1) ..... 4:00

<b>FEBRUARY</b>	
1	AT VILLANOVA <sup>WFC</sup> (FS1) ..... Noon
5	AT PROVIDENCE (FSN) ..... 7:00
8	ST. JOHN'S (CBSSN) ..... 6:00
12	AT SETON HALL (FS1) ..... 6:30
15	DEPAUL (FS1) ..... 7:30
18	AT MARQUETTE (FS1) ..... 8:30
23	BUTLER (FS1) ..... 4:00

<b>MARCH</b>	
1	AT ST. JOHN'S (FS1) ..... Noon
4	GEORGETOWN (FSN) ..... 8:00
7	SETON HALL (FOX) ..... 2:30

<sup>WFC</sup> Wells Fargo Center; All times are Eastern.

## BLUEJAYS PREVIEW

### The Big Picture

One of the nation's most consistent programs, the Bluejays put together another 20-win campaign last year that included postseason play, a run to the NIT quarterfinals. With a 20-15 overall record and a tie for third place in the BIG EAST at 9-9, Creighton has made it to postseason play 21 of the last 22 seasons and is one of only seven teams nationally to win 20 or more games in at least 19 of the last 21 years. Coach Greg McDermott figures to create another winning formula around four returning starters, which is more returnees than he had last year. The Bluejays' customary strong perimeter attack is coming off a season when the team made a school record 372 3-pointers.

### Who's Back

Guard Ty-Shon Alexander typifies the Creighton attack. The junior made 97 shots from beyond the arc last year and averaged a team-leading 15.7 points. He made All-BIG EAST Honorable Mention. Guard Mitch Ballock is another marksman, averaging 11.1 points and 4.4 rebounds. The junior tied a league record with 11 3-pointers in a game last season. Combo guard Davion Mintz averaged 9.7 points. Guard Marcus Zegarowski forced his way into playing time as a freshman. He made the BIG EAST All-Freshman Team by averaging 10.4 points and making 42.6 percent from 3-point range in 16 starts. Junior Damien Jefferson, a 6-5 wing, added 6.2 points. Sophomore forward Christian Bishop added 4.1 points. Jacob Epperson, a 6-11 sophomore, used a medical redshirt last year

### Who's Gone

The Bluejays lost only one starter, but it was the productive Martin Krampelj. The effective 6-9, 235-pound mobile "big" had a 13.5 scoring average and a 6.9 rebounding mark. He had 74 dunks and made All-BIG EAST Honorable Mention with Alexander. Kaleb Joseph averaged 4.3 points as a reserve. Center Samson Froling, who averaged 3.6 points off the bench, went back to his native Australia to pursue a professional career. Connor Cashaw was a 6-5 graduate transfer who averaged 2.1 points.

### What's Ahead

As the only experienced returning big man, Epperson will be an important piece for the Bluejays. He showed promise two years ago when he averaged 6.3 points and 2.9 rebounds. Center Kelvin Jones, a 6-11 graduate transfer from Idaho State, averaged 9.9 points, 5.6 boards and 1.5 blocks for his team and may offer some needed help in the middle. Alexander made a big jump last year, increasing his scoring average from 5.5 points to last year's 15.7 mark. Bishop may be primed for a sizeable jump in production on the wing. Denzel Mahoney, a 6-5 transfer from Southeast Missouri State, will push for playing time along with freshmen guards Jett Canfield, Shereef Mitchell and Jalen Windham.

## 2018-19 STATISTICS

##	Player	GP	GS	Min	Avg	TOTAL			3-PTS			REBOUNDS			PF	FO	A	TO	Blk	Stl	Pts	Avg				
						FG	FGA	Pct	3FG	FGA	Pct	FT	FTA	Pct									Off	Def	Tot	Avg
05	ALEXANDER, Ty-Shon	34	34	1118	32.9	176	433	.406	97	266	.365	85	107	.794	17	118	135	4.0	70	0	92	69	10	41	534	15.7
	Conference-Only...	17	17	577	33.9	81	221	.367	45	137	.328	51	63	.810	9	71	80	4.7	42	0	37	38	5	27	258	15.2
15	KRAMPELJ, Martin	35	35	887	25.3	177	299	.592	26	70	.371	93	147	.633	60	181	241	6.9	99	3	28	55	29	38	473	13.5
	Conference-Only...	18	18	528	29.3	107	178	.601	15	41	.366	72	99	.727	36	112	148	8.2	51	0	16	28	17	26	301	16.7
24	BALLOCK, Mitch	35	35	1156	33.0	130	286	.455	95	227	.419	32	42	.762	29	125	154	4.4	72	1	111	45	8	28	387	11.1
	Conference-Only...	18	18	642	35.7	68	145	.469	51	120	.425	19	24	.792	15	66	81	4.5	37	1	57	24	5	14	206	11.4
11	ZEGAROWSKI, Marcus	32	16	914	28.6	112	247	.453	60	141	.426	50	65	.769	16	85	101	3.2	61	0	108	58	1	30	334	10.4
	Conference-Only...	15	12	499	33.3	53	127	.417	27	73	.370	27	33	.818	8	33	41	2.7	33	0	58	31	1	19	160	10.7
01	MINTZ, Davion	35	35	1009	28.8	119	286	.416	43	124	.347	60	83	.723	18	87	105	3.0	70	0	105	76	4	40	341	9.7
	Conference-Only...	18	18	588	32.7	65	168	.387	26	78	.333	35	46	.761	8	43	51	2.8	43	0	63	37	1	22	191	10.6
23	JEFFERSON, Damien	26	16	467	18.0	61	114	.535	14	34	.412	26	41	.634	26	79	105	4.0	40	0	21	26	3	11	162	6.2
	Conference-Only...	11	4	118	10.7	6	22	.273	1	7	.143	3	5	.600	2	27	29	2.6	14	0	6	7	0	3	16	1.5
41	EPPERSON, Jacob	9	0	82	9.1	18	23	.783	1	2	.500	6	9	.667	5	15	20	2.2	12	0	0	4	5	1	43	4.8
	Conference-Only...	0	0	0	0.0	0	0	.000	0	0	.000	0	0	.000	0	0	0	0.0	0	0	0	0	0	0	0	0.0
14	JOSEPH, Kaleb	35	3	548	15.7	57	130	.438	23	54	.426	14	20	.700	12	50	62	1.8	45	0	42	28	5	12	151	4.3
	Conference-Only...	18	3	315	17.5	34	81	.420	14	33	.424	7	10	.700	8	32	40	2.2	23	0	24	17	2	10	89	4.9
13	BISHOP, Christian	28	0	250	8.9	49	73	.671	0	3	.000	16	37	.432	28	32	60	2.1	37	0	12	24	15	11	114	4.1
	Conference-Only...	17	0	143	8.4	26	40	.650	0	3	.000	12	19	.632	12	13	25	1.5	23	0	6	12	9	5	64	3.8
31	FROLING, Samson	30	0	266	8.9	49	85	.576	4	16	.250	5	13	.385	15	43	58	1.9	36	0	14	33	11	4	107	3.6
	Conference-Only...	15	0	107	7.1	19	30	.633	1	7	.143	1	3	.333	6	19	25	1.7	20	0	5	13	5	1	40	2.7
02	CASHAW, Connor	33	1	369	11.2	28	55	.509	6	12	.500	7	16	.438	20	42	62	1.9	36	0	27	26	1	20	69	2.1
	Conference-Only...	16	0	173	10.8	11	23	.478	1	4	.250	1	6	.167	14	21	35	2.2	23	0	9	12	1	3	24	1.5
12	SCURRY, Jordan	15	0	34	2.3	4	13	.308	3	12	.250	1	2	.500	0	2	2	0.1	2	0	1	2	0	1	12	0.8
	Conference-Only...	6	0	10	1.7	1	2	.500	1	2	.500	0	0	.000	0	0	0	0.0	1	0	1	0	0	0	3	0.5
	Team.....														46	45	91	2.6				19				
	Conference-Only...														25	25	50	2.8				9				
	<b>Total.....</b>	<b>35</b>				<b>980</b>	<b>2044</b>	<b>.479</b>	<b>372</b>	<b>961</b>	<b>.387</b>	<b>395</b>	<b>582</b>	<b>.679</b>	<b>292</b>	<b>904</b>	<b>1196</b>	<b>34.2</b>	<b>580</b>	<b>4</b>	<b>561</b>	<b>465</b>	<b>92</b>	<b>237</b>	<b>2727</b>	<b>77.9</b>
	<b>Conference-Only...</b>	<b>18</b>				<b>471</b>	<b>1037</b>	<b>.454</b>	<b>182</b>	<b>505</b>	<b>.360</b>	<b>228</b>	<b>308</b>	<b>.740</b>	<b>143</b>	<b>462</b>	<b>605</b>	<b>33.6</b>	<b>310</b>	<b>1</b>	<b>282</b>	<b>228</b>	<b>46</b>	<b>130</b>	<b>1352</b>	<b>75.1</b>
	<b>Opponents.....</b>	<b>35</b>				<b>943</b>	<b>2063</b>	<b>.457</b>	<b>291</b>	<b>822</b>	<b>.354</b>	<b>384</b>	<b>563</b>	<b>.682</b>	<b>318</b>	<b>869</b>	<b>1187</b>	<b>33.9</b>	<b>613</b>	<b>-</b>	<b>489</b>	<b>477</b>	<b>117</b>	<b>223</b>	<b>2561</b>	<b>73.2</b>
	<b>Conference-Only...</b>	<b>18</b>				<b>484</b>	<b>1059</b>	<b>.457</b>	<b>168</b>	<b>457</b>	<b>.368</b>	<b>196</b>	<b>286</b>	<b>.685</b>	<b>171</b>	<b>466</b>	<b>637</b>	<b>35.4</b>	<b>321</b>	<b>5</b>	<b>266</b>	<b>242</b>	<b>59</b>	<b>114</b>	<b>1332</b>	<b>74.0</b>

## 2019-20 ROSTER

No.	Name	Pos.	Ht.	Wt.	Yr.	Hometown/Previous School
5	Ty-Shon Alexander	G	6-4	195	Jr.	Charlotte, N.C./Oak Hill (Va.) Academy
24	Mitch Ballock	G	6-5	205	Jr.	Eudora, Kan./Eudora
13	Christian Bishop	F	6-7	205	So.	Lee's Summit, Mo./West
10	Jeff Canfield	G	5-10	155	Fr.	Topeka, Kan./Hayden
41	Jacob Epperson	C	6-11	225	So.	Melbourne, Australia/La Lumiere (Ind.)
23	Damien Jefferson	G/F	6-5	200	Jr.	East Chicago, Ind./U. of New Mexico
0	Antwann Jones	G	6-6	205	So.	Orlando Fla./Memphis
43	Kelvin Jones	C	6-11	230	Sr.	Chihuahua, Mexico/Idaho State
34	Denzel Mahoney	G/F	6-5	225	Jr.	Oviedo, Fla./SE Missouri State U.
1	Davion Mintz	G	6-3	185	Sr.	Charlotte, N.C./North Mecklenburg
4	Shereef Mitchell	G	6-0	155	Fr.	Omaha, Neb./Sunrise Christian Acad.
12	Jordan Scurry	G	6-2	200	Sr.	Dedham, Mass./St. Mark's School
21	Jalen Windham	G	6-5	180	Fr.	Indianapolis, Ind./Ben Davis
11	Marcus Zegarowski	G	6-2	180	So.	Hamilton, Mass./Tilton School (N.H.)
30	Nic Zeil	F	6-8	210	Fr.	Kansas City, Mo./Park Hill

## 2019-20 NEWCOMERS

**Kelvin Jones, C, Sr., 6-11, 230, Chihuahua, Mexico/Idaho State**

- A graduate transfer, averaged 9.9 points and 5.6 rebounds at Idaho State.
- Averaged 1.5 blocks and shot 55.3 percent from the field.

**Shereef Mitchell, G, Fr., 6-1, 180, Omaha, Neb./Sunrise Christian Academy (Kan.)**

- Finished prep career at Sunrise Christian, but was Gatorade Nebraska Player of the Year at Burke H.S. in 2017-18.
- Third recent Omaha recruit for CU after NBA draftees Khyri Thomas and Justin Patton.

**Jalen Windham, G, Fr., 6-5, 180, Indianapolis, Ind./Ben Davis**

- Averaged 17.7 points, 3.8 rebounds and shot 37 percent from 3-point range as a senior.
- Helped Ben Davis to the Class 4A state title game and was named IndyStar Indiana All-Star.



**HEAD COACH**  
**GREG MCDERMOTT**  
 Hired at Creighton: April 27, 2010

**Coaching File:** Head coach, Iowa State, 2006-10; Head coach, Northern Iowa, 2001-06; Head coach, North Dakota State, 2000-01; Head coach, Wayne State (Neb.), 1994-2000; Assistant coach, North Dakota, 1989-94.

**Highlights:** 2019 NIT Quarterfinals; 2018 NCAA; 2017 NCAA; 2016 NIT Quarterfinals; 2014 NCAA Tournament;

2012-13 MVC Coach of the Year and NABC District 16 Coach of the Year; His Creighton team tied a school record for wins with a 29-6 mark. His 2005-06 Northern Iowa team earned an AP ranking for the first time in school history; Was '99-00 Northern Sun Coach of the Year; Two of his teams were inducted into the school's Hall of Fame. He was inducted into the Wayne State Hall of Fame in 2006.

**Collegiate File:** Was a 1,000-point scorer and a four-year letterman as a center at Northern Iowa ('88).

**Professional File:** Played in Switzerland in 1988-89.

**Education:** B.A., (1988), Northern Iowa. Master's degree (1994) from the U.S. Sports Academy.

**Personal:** Native of Cascade, Iowa; Birthdate 11-25-64. He and his wife Theresa have three children: Nick, Doug and Sydney. Doug is a former BIG EAST Player of the Year and plays for the Chicago Bulls.

**MCDERMOTT'S RECORD**

Career Record (25 years).....	487-304 (.616)
Creighton Record (nine years).....	207-109 (.665)
Iowa State (four years).....	59-68 (.465)
Northern Iowa (five years).....	90-63 (.588)
North Dakota State (one year).....	15-11 (.577)
Wayne State (six years).....	116-53 (.686)

BIG EAST Regular Season Record (six years).....	56-52 (.519)
BIG EAST Tournament Record (six years).....	5-6 (.455)
BIG EAST Overall Record (six years).....	61-58 (.513)

NCAA Record (eight appearances).....	3-8 (.273)
NIT Record (two appearances).....	4-2 (.667)
CBI Record (one appearance).....	4-2 (.667)

**YEAR-BY-YEAR**

		Overall	Conference	Conf. Tourn.	Postseason
1994-95	Wayne State	14-13	—	—	—
1995-96	Wayne State	12-15	—	—	—
1996-97	Wayne State	21-7	—	—	—
1997-98	Wayne State	20-7	—	—	—
1998-99	Wayne State	23-5	—	—	NCAA DII
1999-00	Wayne State	26-6	—	—	NCAA DII
2000-01	North Dakota State	15-11	7-11	—	—
2001-02	Northern Iowa	14-15	8-10/7th	1-1	—
2002-03	Northern Iowa	11-17	7-11/7th	0-1	—
2003-04	Northern Iowa	21-10	12-6/T2nd	3-0/1st	NCAA 0-1
2004-05	Northern Iowa	21-11	11-7/T3rd	0-1	NCAA 0-1
2005-06	Northern Iowa	23-10	11-7/t5th	1-1	NCAA 0-1
2006-07	Iowa State	15-16	6-10/T7th	0-1	—
2007-08	Iowa State	14-18	4-12/11th	0-1	—
2008-09	Iowa State	15-17	4-12/10th	0-1	—
2009-10	Iowa State	15-17	4-12/T9th	0-1	—
2010-11	Creighton	23-16	10-8/T4th	1-1	CBI 4-2/2nd
2011-12	Creighton	29-6	14-4/2nd	3-0/1st	NCAA 1-1
2012-13	Creighton	28-8	13-5/1st	3-0/1st	NCAA 1-1
2013-14	Creighton	27-8	14-4/2nd	2-1/2nd	NCAA 1-1
2014-15	Creighton	14-19	4-14/T9th	1-1	—
2015-16	Creighton	20-15	9-9/6th	0-1	NIT 2-1
2016-17	Creighton	25-10	10-8/T3rd	2-1	NCAA 0-1
2017-18	Creighton	21-12	10-8/T3rd	0-1	NCAA 0-1
2018-19	Creighton	20-15	9-9/T3rd	0-1	NIT 2-1

**REGULAR SEASON GAMES**

- Home Record:** 33-21
- Best Home Record:** 9-0 in 2013-14
- Worst Home Record:** 2-7 in 2014-15
- Most Consecutive Home Wins:** 9 in 2013-14
- Most Consecutive Home Losses:** 3 twice in 2014-15
- Road Record:** 23-31
- Best Road Record:** 5-4 in 2013-14, 2016-17
- Worst Road Record:** 2-7 in 2013
- Most Consecutive Road Wins:** 3 in 2013-14, 2016-17
- Most Consecutive Road Losses:** 5 in 2014-15
- Longest Winning Streak:** 5 in 2013-14, 2016-17
- Longest Losing Streak:** 8 games in 2014-15

**BIG EAST REGULAR SEASON RESULTS**

Year	Won-Lost	Home	Away	Finish	Championship Seed
2013-14	14-4	9-0	5-4	2nd (tie)	#2
2014-15	4-14	2-7	2-7	9th (tie)	#10
2015-16	9-9	5-4	4-5	6th	#6
2016-17	10-8	5-4	5-4	3rd (tie)	#6
2017-18	10-8	7-2	3-6	3rd (tie)	#4
2018-19	9-9	5-4	4-5	3rd (tie)	#5

**BIG EAST CHAMPIONSHIP RESULTS (2013-19)**

vs.	Won	Lost
DePaul	2	0
Georgetown	0	1
Providence	1	2
Seton Hall	0	1
Villanova	0	1
Xavier	2	1
<b>Total</b>	<b>5</b>	<b>6</b>

## 2018-19 RESULTS (20-15, 9-9 BIG EAST)

(HOME: 13-6/AWAY: 4-8/NEUTRAL: 3-1)

			Attendance	High Scorer/Rebounder
<b>NOVEMBER</b>				
6	Western Illinois	W, 78-67	16,449	Two with 13/Jefferson 12
11	East Tennessee State	W, 75-69	16,506	Alexander 20/Two with 3
<i>Gavitt Tipoff Games</i>				
15	Ohio State	L, 69-60	17,146	Alexander 16/Krampelj 7
<i>Cayman Islands Classic</i>				
19	vs. Boise State	W, 94-82	1,512	Alexander 18/Two with 6
20	vs. Georgia State	W, 93-68	1,558	Ballock 23/Ballock 7
21	vs. Clemson	W, 87-82	1,709	Alexander 36/Zegarowski 5
28	Montana	W, 98-72	16,457	Jefferson 18/Krampelj 6
<b>DECEMBER</b>				
1	Gonzaga	L, 103-92	18,759	Alexander 27/Jefferson 9
8	at Nebraska	L, 94-75	15,950	Ballock 23/Three with 5
14	Green Bay	W, 86-65	17,147	Ballock 19/Jefferson 9
18	at Oklahoma	L, 83-70	8,020	Krampelj 19/Krampelj 10
20	Coe	W, 110-60	16,328	Zegarowski 20/Cashaw 7
27	UMKC	W, 89-53	17,608	Alexander 19/Krampelj 8
31	at PROVIDENCE	W, 79-68	11,413	Alexander 18/Krampelj 9
<b>JANUARY</b>				
5	at BUTLER	L, 84-69	9,148	Krampelj 16/Krampelj 9
9	MARQUETTE	L, 106-104 ot	17,085	Alexander 23/Krampelj 8
13	VILLANOVA	L, 90-78	17,379	Alexander 22/Krampelj 10
16	at ST. JOHN'S <sup>CA</sup>	L, 81-66	5,602	Zegarowski 17/Krampelj 9
21	at GEORGETOWN	W, 91-87	5,230	Alexander 26/Krampelj 8
25	BUTLER	W, 75-61	18,089	Alexander 19/Krampelj 8
30	ST. JOHN'S	L, 83-67	16,832	Alexander 15/Ballock 5
<b>FEBRUARY</b>				
3	XAVIER	W, 76-54	16,678	Krampelj 23/Krampelj 6
6	at VILLANOVA	L, 66-59 ot	6,501	Mintz 19/Krampelj 10
9	at SETON HALL	L, 63-58	9,681	Krampelj 25/Krampelj 11
13	at XAVIER	L, 64-61 ot	9,949	Krampelj 18/Alexander 10
17	SETON HALL	L, 81-75	17,036	Alexander 20/Ballock 8
20	at DEPAUL	W, 79-67	4,236	Alexander 16/Krampelj 7
23	GEORGETOWN	W, 82-69	17,358	Krampelj 22/Krampelj 10
<b>MARCH</b>				
3	at MARQUETTE	W, 66-60	17,512	Krampelj 19/Alexander 7
6	PROVIDENCE	W, 76-70 ot	16,903	Alexander 17/Krampelj 10
9	DEPAUL	W, 81-68	17,083	Ballock 39/Krampelj 10
13	vs. Xavier (BET)	L, 63-61	19,534	Alexander 21/Krampelj 9
19	Loyola-Chicago (NIT)	W, 70-61	5,755	Krampelj 17/Krampelj 8
22	Memphis (NIT)	W, 79-67	7,031	Two with 14/Bishop 10
26	at TCU (NIT)	L, 71-58	3,314	Ballock 14/Krampelj 5

<sup>CA</sup> Carnesecca Arena; (BET) BIG EAST Tournament; (NIT) National Invitational Tournament

## CAREER LEADERS

Points	Total-Avg.
Doug McDermott, 2010-14	3,150
Rodney Buford, 1995-99	2,116
Bob Harstad, 1987-91	2,110
Chad Gallagher, 1987-91	1,983
Bob Portman, 1966-69	1,876
Kyle Korver, 1999-03	1,801
Nate Funk, 2002-07	1,754
Rick Apke, 1974-78	1,682
Paul Silas, 1961-64	1,661
Vernon Moore, 1981-85	1,654

Rebounds	Total-Avg.
Paul Silas, 1961-64	1,751
Bob Harstad, 1987-91	1,126
Doug McDermott, 2010-14	1,088
Benoit Benjamin, 1982-85	1,005
Bob Portman, 1966-69	979
Chad Gallagher, 1987-91	891
Kenny Lawson, Jr., 2006-11	762
Rodney Buford, 1995-99	716
Rick Apke, 1974-78	709
Wally Anderzunas, 1965-67, 68-69	696

Assists	Total
Ryan Sears, 1997-01	570
Ralph Bobik, 1971-74	549
Antoine Young, 2008-12	505
Grant Gibbs, 2011-14	498
Austin Chatman, 2011-15	493
Randy Eckker, 1974-78	458
Tyler McKinney, 2001-05	430
Vernon Moore, 1981-85	418
Maurice Watson Jr., 2015-17	391
Josh Dotzler, 2005-09	388

Steals	Total
Ryan Sears, 1997-01	283
Josh Dotzler, 2005-09	196
Rodney Buford, 1995-99	195
Duan Cole, 1987-92	186
Kyle Korver, 1999-03	172
Johnny Mathies, 2003-06	157
Latrell Wrightsell, 1998-02	154
Vernon Moore, 1981-85	150
Ben Walker, 1997-01	148
Khyri Thomas, 2015-18	141

Blocked Shots	Total
Benoit Benjamin, 1982-85	411
Chad Gallagher, 1987-91	183
Gregory Echenique, 2010-13	174
Kenny Lawson, Jr., 2006-11	153
Brody Deren, 2001-04	138
Anthony Tolliver, 2003-07	136
Doug Swenson, 1997-99	109
Joe Dabbert, 2000-04	104
Adam Reid, 1994-97	79
Livan Pyfrom, 1999-01	76



*Devin Gage*



## QUICK FACTS

**Location:** Chicago, Ill.  
**Enrollment:** 22,437  
**Founded:** 1898  
**Nickname:** Blue Demons  
**Colors:** Royal Blue and Scarlet  
**Home Court:** Wintrust Arena (10,387)

## COACHING STAFF

**Head Coach**  
 Dave Leitao (Northeastern '83)  
 Office Phone: (773) 325-7521

### Assistant Coaches

Shane Heirman (Tulsa '11)  
 Tim Anderson (Okla. Panhandle St. '06)  
 Marc Hsu (Cabrini, '04)

## ADMINISTRATION

### President

A. Gabriel Esteban, Ph.D.

### Director of Athletics

Jean Lenti Ponsetto  
 Athletics Phone: (773) 325-7504

### Director of Athletic Communications

Greg Greenwell  
 Office Phone: (773) 325-7546  
 Cell Phone: (773) 343-3722  
 Email: ggreenwe@depaul.edu

## 2019-20 SCHEDULE

### NOVEMBER

5 Alcorn State (FS2) ..... 9:00  
 6 Univ. of Chicago (FS2) ..... 8:30  
 8 Fairleigh Dickinson (FS2) ..... 8:00

#### Gavitt Tipoff Games

11 at Iowa (FS1) ..... 8:00

#### Minnesota Classic

16 Cornell (FSN) ..... 1:00  
 23 at Boston College (TBD) ..... TBD  
 26 Central Michigan (FS1) ..... 8:00  
 29 at Minnesota (BTN+) ..... 3:00

### DECEMBER

#### BIG EAST/Big 12

4 Texas Tech (FS1) ..... 8:30  
 8 Buffalo (FS1) ..... 5:00  
 14 Illinois-Chicago (FS1) ..... 2:00  
 18 at Cleveland State ..... 7:00  
 21 Northwestern (CBSSN) ..... 8:30  
 30 SETON HALL (FS1) ..... 8:30

### JANUARY

4 PROVIDENCE (FS1) ..... 2:00/4:00  
 11 AT ST. JOHN'S<sup>MSG</sup> (FSN) ..... Noon  
 14 AT VILLANOVA (FS1) ..... 8:30  
 18 BUTLER (FSN) ..... 1:00  
 22 CREIGHTON (CBSSN) ..... 9:00  
 25 ST. JOHN'S (FS1) ..... 2:00  
 29 AT SETON HALL (FS1) ..... 6:30

### FEBRUARY

1 AT MARQUETTE (FSN) ..... 2:00  
 4 XAVIER (FS1) ..... 9:00  
 8 AT GEORGETOWN (FSN) ..... Noon  
 15 AT CREIGHTON (FS1) ..... 7:30  
 19 VILLANOVA (CBSSN) ..... 9:00  
 22 GEORGETOWN (FS1) ..... 9:00  
 25 AT XAVIER (CBSSN) ..... 7:00  
 25 AT BUTLER (FS1) ..... 6:30

### MARCH

3 MARQUETTE (FS1) ..... 8:00  
 6 AT PROVIDENCE (FS1) ..... 6:30

<sup>MSG</sup> Madison Square Garden; All times are Eastern.

## BLUE DEMONS PREVIEW

### The Big Picture

The Blue Demons finished 19-17 last year and were the runner-up in the CBI. The 19 wins were the most since 2006-07, which was also the last time DePaul played in the postseason. The Blue Demons' seven league wins were also the most since '06-07. This season's squad features two returning full-time starters, a few experienced reserves and seven newcomers, which includes transfers and freshmen. New leaders need to emerge after the departure of three starters, but the Blue Demons will have more depth than in previous seasons.

### Who's Back

Paul Reed emerged as a force last season and averaged 12.3 points and 8.5 rebounds as a sophomore. The 6-9, 215-pound forward was named BIG EAST Most Improved Player. Jaylen Butz, a rugged 6-9 junior forward, made 13 starts and averaged 6.9 points and 5.7 rebounds. Reed and Butz helped the Blue Demons lead the league in rebound margin at +5.5. Junior Devin Gage is the other returning starter. The junior point guard averaged 9.1 points, 3.9 rebounds and 3.9 assists. Jalen Coleman-Lands played in only nine games due to injuries and averaged 9.6 points. The 6-4 senior is a capable perimeter shooter. Reserve guards Lyrik Schreiner and Flynn Cameron are back.

### Who's Gone

Max Strus had an outstanding season that earned him All-BIG EAST Second Team recognition. The big guard averaged 20.1 points and was the prime force in the increase in some league victories. Eli Cain started all possible 72 regular-season games in his BIG EAST career. Last year, the guard averaged 13.1 points and 3.4 assists. Cain finished his career as the only DePaul player in history to have more than 1,400 points, 350 assists and 150 3-point baskets. Femi Olujobi was effective at center, averaging 12.8 points, while shooting 60.1 percent from the field. The graduate transfer also pulled down 5.4 rebounds.

### What's Ahead

Strus' production and Cain's leadership will not be easy to replace, but coach Dave Leitao believes transfers and a nationally ranked freshman class can offer some immediate help. Forward Darius Hall, a 6-7 transfer from Arkansas, will press for regular duty. Also in the front-court, 6-7 forward Romeo Weems is the highest rated freshman recruit and is a strong candidate to be a starter. At guard, Kansas transfer Charlie Moore also figures to make an immediate impact if his transfer waiver is approved. Freshmen guards Markese Jacobs, Oscar Lopez and Sullivan Menard also will contend as will 6-10 freshman Nick Ongenda, who is effective around the basket.

## 2018-19 STATISTICS

##	Player	GP	GS	Min	Avg	TOTAL			3-PTS			FT	FTA	Pct	REBOUNDS				PF	FO	A	TO	Blk	Stl	Pts	Avg
						FG	FGA	Pct	3FG	FGA	Pct				Off	Def	Tot	Avg								
31	STRUS, Max	35	34	1310	37.4	232	541	.429	113	311	.363	128	152	.842	39	168	207	5.9	103	1	77	70	17	33	705	20.1
	Conference-Only...	18	18	674	37.4	109	263	.414	57	148	.385	59	69	.855	15	74	89	4.9	53	1	42	42	9	18	334	18.6
11	CAIN, Eli	35	34	1185	33.9	158	373	.424	61	168	.363	81	118	.686	12	97	109	3.1	97	6	119	82	10	42	458	13.1
	Conference-Only...	18	18	611	33.9	75	179	.419	27	77	.351	40	62	.645	5	39	44	2.4	57	4	51	44	4	22	217	12.1
25	OLUJOBI, Femi	36	24	947	26.3	163	271	.601	14	33	.424	120	172	.698	71	125	196	5.4	87	0	35	66	11	20	460	12.8
	Conference-Only...	18	12	456	25.3	92	149	.617	11	20	.550	72	96	.750	38	61	99	5.5	45	0	14	38	6	12	267	14.8
04	REED, Paul	36	27	969	26.9	176	313	.562	15	37	.405	77	100	.770	98	207	305	8.5	92	3	34	64	55	40	444	12.3
	Conference-Only...	18	18	503	27.9	93	171	.544	9	16	.563	44	48	.917	50	112	162	9.0	45	3	18	36	24	15	239	13.3
05	COLEMAN-LANDS, Jalen	9	9	269	29.9	25	75	.333	14	56	.250	22	28	.786	2	23	25	2.8	15	1	12	15	0	10	86	9.6
	Conference-Only...	0	0	0	0.0	0	0	.000	0	0	.000	0	0	.000	0	0	0	0.0	0	0	0	0	0	0	0	0.0
03	GAGE, Devin	33	33	988	29.9	113	279	.405	13	51	.255	60	78	.769	18	81	99	3.0	77	0	130	78	4	44	299	9.1
	Conference-Only...	18	18	553	30.7	49	137	.358	9	29	.310	25	35	.714	6	47	53	2.9	44	0	79	37	4	19	132	7.3
02	BUTZ, Jaylen	35	13	800	22.9	98	170	.576	0	0	.000	47	84	.560	73	127	200	5.7	75	0	39	45	17	20	243	6.9
	Conference-Only...	17	6	403	23.7	48	82	.585	0	0	.000	25	45	.556	34	56	90	5.3	34	0	19	22	6	10	121	7.1
20	Lyrik Shreiner	35	1	478	13.7	24	69	.348	5	23	.217	17	24	.708	15	43	58	1.7	45	0	46	34	2	6	70	2.0
	Conference-Only...	18	0	259	14.4	12	36	.333	4	15	.267	6	11	.545	8	26	34	1.9	19	0	19	18	0	2	34	1.9
21	CAMERON, Flynn	28	0	268	9.6	19	48	.396	6	22	.273	7	11	.636	10	20	30	1.1	33	0	21	18	0	10	51	1.8
	Conference-Only...	13	0	130	10.0	6	21	.286	4	11	.364	4	6	.667	3	11	14	1.1	19	0	9	4	0	4	20	1.5
23	SULLIVAN, Mick	5	0	6	1.2	0	0	.000	0	0	.000	2	4	.500	1	2	3	0.6	1	0	0	0	0	1	2	0.4
	Conference-Only...	1	0	2	2.0	0	0	.000	0	0	.000	2	4	.500	1	0	1	1.0	0	0	0	0	0	0	2	2.0
22	MASLENNIKOV, George	9	0	19	2.1	1	4	.250	0	2	.000	1	2	.500	0	3	3	0.3	4	0	0	2	1	1	3	0.3
	Conference-Only...	3	0	6	2.0	1	0	.000	0	1	.000	0	0	.000	0	0	0	0.0	1	0	0	0	0	0	0	0.0
12	MALONGA, Jason	7	0	8	1.1	0	0	.000	0	0	.000	0	0	.000	0	0	0	0.0	1	0	0	3	0	0	0	0.0
	Conference-Only...	4	0	3	0.8	0	0	.000	0	0	.000	0	0	.000	0	0	0	0.0	0	0	0	0	0	0	0	0.0
35	XIDIAS, Pantelis	5	0	4	0.8	0	0	.000	0	0	.000	0	0	.000	0	0	0	0.0	0	0	0	0	0	0	0	0.0
	Conference-Only...	1	0	1	1.0	0	0	.000	0	0	.000	0	0	.000	0	0	0	0.0	0	0	0	0	0	0	0	0.0
	TEAM.....															67	44	111	3.1	0		10				
	Conference-Only...															33	20	53	2.9	0		5				
	Total.....	36				1009	2143	.471	241	703	.343	562	773	.727	406	940	1346	37.4	630	11	513	487	117	227	2821	78.4
	Conference-Only...	18				484	1039	.466	121	317	.382	277	376	.737	193	446	639	35.5	317	8	251	246	53	102	1366	75.9
	Opponents.....	36				963	2132	.452	344	922	.373	481	659	.730	323	837	1160	32.2	692	-	503	459	110	244	2751	76.4
	Conference-Only...	18				486	1042	.466	166	450	.369	273	354	.771	154	412	566	31.4	343	10	265	206	65	124	1411	78.4

## 2019-20 ROSTER

No.	Name	Pos.	Ht.	Wt.	Yr.	Hometown/Previous School
2	Jaylen Butz	F	6-9	224	Jr.	Fort Wayne, Ind./North Side
21	Flynn Cameron	G	6-3	198	So.	Auckland, N. Z./Hillcrest Christian (Aus.)
5	Jalen Coleman-Lands	G	6-4	185	Sr.	Indianapolis, Ind./Illinois
20	Brendan Favre	G	6-5	170	So.	Vevey, Switzerland/IMG Academy (Fla.)
3	Devin Gage	G	6-2	190	Jr.	Chicago, Ill./Curie
13	Darius Hall	F	6-7	215	So.	Little Rock, Ark./Arkansas
0	Markese Jacobs	G	5-11	185	Fr.	Chicago, Ill./Uplift Community
15	Oscar Lopez	G	6-4	200	Fr.	Torrance, Calif./Hillcrest Prep (Ariz.)
12	Jason Malonga	G	6-4	195	Jr.	Bolingbrook, Ill./Benet Academy
30	Sullivan Menard	G	6-3	180	Fr.	Palmer, Alaska/Colony
11	Charlie Moore	G	5-11	180	Jr.	Chicago, Ill./Kansas
14	Nick Ongenda	C	6-10	200	Fr.	Toronto, Ontario, Canada/Southwest Christian Acad.
4	Paul Reed	F	6-9	215	Jr.	Orlando, Fla./Wekiva
10	Lyrik Shreiner	G	6-3	190	Sr.	Phoenix, Ariz./Cal-State Northridge
23	Mick Sullivan	F	6-8	241	So.	Aurora, Ill./Marmion Academy
1	Romeo Weems	F	6-7	210	Fr.	Chesterfield, Mich./New Haven
35	Pantelis Xidias	G	5-10	165	Jr.	Michigan City, Ind./La Lumiere

## 2019-20 NEWCOMERS

- Markese Jacobs, G, Fr., 5-11, 185, Chicago, Ill./Uplift Community**
- USA Today All-Illinois 1st Team Chicago All-Area and averaged 30.2 ppg 4.5 rpg, 3.8 spg, 3.3 apg.
- Darius Hall, F, So., 6-7, 215, Little Rock, Ark./Arkansas**
- Averaged 5.1 pts. and 3.1 rebs. at Arkansas in '17-18.
- Oscar Lopez, G, Fr., 6-4, 200, Torrance, Calif./Hillcrest Prep (Ariz.)**
- After finishing at Hillcrest Prep, he led Bishop Montgomery (Calif.) to 28-2 record in '17-18.
- Sullivan Menard, G, Fr., 6-3, 180, Palmer, Alaska/Colony**
- Named Alaska Gatorade Player of the Year and Class 4A POY.
- Charlie Moore, G, Jr., 5-11, 180, Chicago, Ill./Kansas**
- Transferred from Kansas where he averaged 2.9 points in 35 games in 2018-19.
- Nick Ongenda, C, Fr., 6-10, 200, Little Rock, Ark./Southwest Christian Acad.**
- Averaged 14 points, 10 boards and four blocked shots last year.
- Romeo Weems, F, Fr., 6-7, 210, Chesterfield, Mich./New Haven**
- Three-time AP Michigan Class B Player of the Year, earned gold medals with USA Basketball at 2017 FIFA Americas U16 Team and 2018 U17 World Cup.



## HEAD COACH DAVE LEITAO

Hired at DePaul: March 29, 2015

**Coaching File:** Assistant coach, Tulsa 2014-15; Assistant coach, Missouri, 2012-14; Head coach, Maine Red Claws, 2011-12; Head coach, Virginia, 2005-09; Head coach, DePaul, 2002-05; Associate head coach, Connecticut, 1996-2002; Head coach, Northeastern, 1994-96; Assistant coach, Connecticut, 1986-94; Assistant coach, Northeastern, 1984-86.

**Highlights:** CBI Finals with DePaul, 2019; CBI Semifinals with Virginia, 2008; NCAA Second Round, 2007. ACC Regular Season Co-Champions and ACC Coach of the Year, 2006-07; NIT, 2006; NIT Second Round with DePaul, 2005; NCAA Second Round, 2004. C-USA Regular Season Champions, 2003-04; NIT, 2003; In six seasons at Connecticut, he helped the team to the 1999 NCAA title and two NCAA Elite Eight appearances.

**Collegiate File:** Was a two-year captain at Northeastern and played in two NCAA Tournaments under coach Jim Calhoun whom he would follow to Connecticut.

**Education:** B.S., Business Administration, Northeastern, 1983

**Personal:** A native of New Bedford, Mass.; Birthdate 5-18-60; he and his wife Joyce have three sons, David III, Reese and Tyson.

### LEITAO'S RECORD

Career Record (12 years)..... 172-194 (.470)  
 Northeastern Record (two years) ..... 22-35 (.386)  
 DePaul Record (six years)..... 87-99 (.468)  
 Virginia Record (four years)..... 155-116 (.572)

BIG EAST Regular Season Record (three years) ..... 9-45 (.167)  
 BIG EAST Tournament Record (three years) ..... 0-3 (.000)  
 BIG EAST Overall Record (three years)..... 9-48 (.158)

NCAA Record (two appearances) ..... 1-2 (.333)  
 NIT Record (three appearances) ..... 1-3 (.250)  
 CBI Record (two appearances) ..... 6-3 (.667)

### YEAR-BY-YEAR

	Overall	Conference	Conf. Tourn.	Postseason
1994-95	Northeastern 18-11	10-6/3rd	2-1/2nd	—
1995-96	Northeastern 4-24	2-16/10th	1-1	—
2002-03	DePaul 16-13	8-8/T6th	0-1	NIT 0-1
2003-04	DePaul 22-10	12-4/1st	2-1/2nd	NCAA 1-1
2004-05	DePaul 20-11	10-6/T4th	1-1	NIT 1-1
2005-06	Virginia 15-15	7-9/T7th	1-1	NIT 0-1
2006-07	Virginia 21-11	11-5/T1st	0-1	NCAA 1-1
2007-08	Virginia 17-16	5-11/10th	0-1	CBI 2-1
2008-09	Virginia 10-18	4-12/10th	0-1	—
2015-16	DePaul 9-22	3-15/9th	0-1	—
2016-17	DePaul 9-23	2-16/10th	0-1	—
2017-18	DePaul 11-20	4-14/T9th	0-1	—
2018-19	DePaul 19-17	7-11/10th	0-1	CBI 4-2

### REGULAR SEASON GAMES

Home Record: 31-93  
 Best Home Record: 6-2 in 2006-07  
 Worst Home Record: 0-9 in 2008-09  
 Most Consecutive Home Wins: 5 in 2006-07  
 Most Consecutive Home Losses: 15, 2008-09 through 2009-10 and 2009-10 through 2010-11  
 Road Record: 21-103  
 Best Road Record: 3-5 in 2006-07  
 Worst Road Record: 0-9 in 2008-09 and 2009-10  
 Most Consecutive Road Wins: 2 in 2005-06  
 Most Consecutive Road Losses: 19 over 2007-08 and 2009-10  
 Longest Winning Streak: 3 games in 2006-07 and 2014-15  
 Longest Losing Streak: 30, 2007-08 through 2010-11

### BIG EAST REGULAR SEASON RESULTS

Year	Won-Lost	Home	Away	Finish	Championship Seed
2005-06	5-11	3-5	2-6	T-13th	DNQ
2006-07	9-7	6-2	3-5	T-7th	#8
2007-08	6-12	4-5	2-7	T-12th	DNQ
2008-09	0-18	0-9	0-9	16th	#16
2009-10	1-17	1-8	0-9	16th	#16
2010-11	1-17	0-9	1-8	16th	#16
2011-12	3-15	2-7	1-8	16th	#16
2012-13	2-16	1-8	1-8	16th	#14
2013-14	3-15	2-7	1-8	10th	#10
2014-15	6-12	4-5	2-7	T-7th	#7
2015-16	3-15	2-7	1-8	9th	#9
2016-17	2-16	1-8	1-8	10th	#10
2017-18	4-14	1-8	3-6	T-9th	#10
2018-19	7-11	4-5	3-6	T-8th	#10

### BIG EAST CHAMPIONSHIP RESULTS (2006-19)

vs.	Won	Lost
Cincinnati	1	0
Connecticut	0	2
Creighton	0	2
Georgetown	1	1
Marquette	0	1
Providence	0	1
Rutgers	0	1
St. John's	0	1
USF	0	1
Syracuse	0	0
Villanova	0	1
Xavier	0	1
<b>Total</b>	<b>2</b>	<b>12</b>



**2018-19 RESULTS (19-17, 7-11 BIG EAST)**

(HOME: 16-7/AWAY: 3-10/NEUTRAL: 0-0)

			Attendance	High Scorer/Rebounder	
<b>NOVEMBER</b>					
7		Bethune-Cookman	W, 80-58	3,710	Strus 25/Reed 8
12		Morgan State	W, 91-63	3,664	Strus 25/Two with 9
<i>Gavitt Tipoff Games</i>					
15		Penn State	W, 72-70 ot	3,926	Strus 21/Butz 10
24	at	Notre Dame	L, 95-70	6,751	Strus 15/Coleman-Lands 6
28		Cleveland State	W, 83-73	3,741	Cain 26/Two with 8
<b>DECEMBER</b>					
3		Florida A&M	W, 65-50	3,763	Olujobi 16/Reed 14
8	at	Northwestern	L, 75-68	7,039	Olujobi 22/Olujobi 8
12		Chicago State	W, 104-70	3,729	Strus 27/Strus 8
14		Illinois-Chicago	W, 90-70	4,136	Strus 34/Strus 13
19		Incarnate Word	W, 81-71	3,705	Cain 20/Reed 6
22		Boston College	L, 65-62	4,741	Strus 16/Reed 11
29		XAVIER	L, 74-65	5,632	Reed 17/Reed 9
<b>JANUARY</b>					
2	at	VILLANOVA	L, 73-68	6,501	Two with 16/Strus 8
6		SETON HALL	W, 75-74	4,068	Strus 21/Two with 9
12	at	ST. JOHN'S <sup>CA</sup>	W, 79-71	5,602	Olujobi 27/Strus 12
16		BUTLER	L, 87-69	4,616	Olujobi 23/Reed 12
19	at	SETON HALL	W, 97-93	9,121	Two with 22/Reed 14
23	at	MARQUETTE	L, 79-69	14,283	Reed 18/Olujobi 11
27	at	PROVIDENCE	L, 70-67	12,009	Reed 20/Reed 9
30		VILLANOVA	L, 86-74	5,002	Olujobi 20/Olujobi 8
<b>FEBRUARY</b>					
2		PROVIDENCE	W, 67-55	5,173	Reed 18/Reed 15
9	at	XAVIER	W, 74-62	10,242	Strus 17/Olujobi 9
12		MARQUETTE	L, 92-73	6,836	Olujobi 19/Reed 11
16	at	BUTLER	L, 91-78	9,100	Strus 23/Butz 8
20		CREIGHTON	L, 79-67	4,236	Strus 18/Strus 8
27	at	GEORGETOWN	L, 82-73	5,176	Strus 25/Reed 12
<b>MARCH</b>					
3		ST. JOHN'S	W, 92-83	5,376	Strus 43/Olujobi 10
6		GEORGETOWN	W, 101-69	4,756	Strus 30/Reed 10
9	at	CREIGHTON	L, 91-78	17,083	Two with 19/Reed 12
13	vs.	St. John's (BET)	L, 82-74	19,812	Cain 24/Butz 14
20		Central Michigan—McG (CBI)	W, 100-86	1,173	Strus 33/Butz 12
25		Longwood—McG (CBI)	W, 97-89	1,040	Strus 38/Reed 12
27		Coastal Carolina—McG (CBI)	W, 92-87	939	Two with 24/Olujobi 8
<b>APRIL</b>					
1	at	South Florida (CBI)	L, 63-61	2,375	Cain 19/Reed 12
3		South Florida—McG (CBI)	W, 100-96 ot	1,704	Strus 32/Reed 16
5		South Florida—McG (CBI)	L, 77-65	1,876	Gage 19/Olujobi 10

<sup>CA</sup> Carnesecca Arena; (BET) BIG EAST Tournament; (CBI) CBI Tournament**CAREER LEADERS**

Points	Total-Avg.
Mark Aguirre, 1978-81	2182-24.5
David Booth, 1988-92	1933-15.5
Brandon Young, 2010-14	1899-15.1
Dave Corzine, 1974-78	1896-17.0
George Mikan, 1942-46	1870-19.1
Tom Kleinschmidt, 1991-95	1837-16.3
Cleveland Melvin, 2010-14	1792-16.3
Stephen Howard, 1988-92	1691-12.7
Eli Cain, 2015-19	1642 - 12.7
Billy Garrett Jr., 2013-17	1632-13.1

Rebounds	Total-Avg.
Dave Corzine, 1974-78	1151-10.4
M.C. Thompson, 1960-63	972-13.7
Tyrone Corbin, 1981-85	893-7.4
Ken Warzynski, 1967-70	890-11.6
Stephen Howard, 1988-92	883-7.0
Errol Palmer, 1964-67	874-11.7
Terry Cummings, 1979-82	857-10.0
Andre Brown, 2000-04	855-8.0
Stanley Brundy, 1985-89	835-7.5
Curtis Watkins, 1975-79	810-7.0

Assists	Total
Kenny Patterson, 1981-85	669
Clyde Bradshaw, 1977-81	606
Rod Strickland, 1985-88	557
Brandon Young, 2010-14	521
Terence Greene, 1985-89	449
Rashon Burno, 1998-02	439
Billy Garrett Jr., 2013-17	432
Eli Cain, 2015-19	405
Sammy Mejia, 2003-07	396
Tom Kleinschmidt, 1991-95	386
Gary Garland, 1975-79	385

Steals	Total
Kenny Patterson, 1981-85	280
Rod Strickland, 1985-88	204
Rashon Burno, 1998-02	201
Brandon Young, 2010-14	188
Stanley Brundy, 1985-89	167
David Booth, 1988-92	165
Willie Coleman, 1997-98	152
Jeremiah Kelly, 2008-12	152
Will Walker, 2006-10	152
Peter Patton, 1992-96	149

Blocked Shots	Total
Dallas Comegys, 1983-87	297
George Mikan, 1942-46	154
Cleveland Melvin, 2010-14	131
Steve Hunter, 1999-01	128
Jeff Stern, 1990-92	121
Stanley Brundy, 1985-89	118
David Booth, 1988-92	113
Walter Downing, 1981-83	105
Bryant Bowden, 1992-96	100
Lemone Lampley, 1982-86	87



Mac McClung



## QUICK FACTS

**Location:** Washington, D.C.  
**Enrollment:** 7,463  
**Founded:** 1789  
**Nickname:** Hoyas  
**Colors:** Blue and Gray  
**Home Court:** Capital One Arena (20,600)

## COACHING STAFF

**Head Coach**  
 Patrick Ewing (Georgetown '85)  
 Office Phone: (202) 687-2374

### Assistant Coaches

Louis Orr (Syracuse '80)  
 Robert Kirby (Pan American '83)  
 Akbar Waheed (Niagara '99)

## ADMINISTRATION

**President**  
 John J. DeGioia, Ph.D.

**Director of Athletics**  
 Lee Reed  
 Athletics Phone: (202) 687-2435

**Director of Communications/  
 Creative Services**  
 Diana Pulupa  
 Office Phone: (202) 687-6564  
 Cell Phone: (301) 758-5454  
 Email: dlp24@georgetown.edu

## 2019-20 SCHEDULE

<b>NOVEMBER</b>	
6	Mount St. Mary's (CBSSN)..... 7:00 <i>Empire Classic</i>
9	Central Arkansas (FSN)..... Noon <i>Gavitt Tipoff Games</i>
14	Penn State (FS1)..... 6:30 <i>2K Empire Classic, New York, N.Y.</i>
17	Georgia State (FS1)..... 7:30
21	vs. Texas <sup>MSG</sup> (TBD)..... 7:00
22	vs. California/Duke <sup>MSG</sup> (TBD)..... TBD
30	Greensboro (FS2)..... 2:00

<b>DECEMBER</b>	
<i>BIG EAST/Big 12</i>	
4	at Oklahoma State (ESPN+)..... 8:00
7	at SMU (ESPNU)..... TBD
14	Syracuse (FOX)..... 1:00
17	UMBC (FS1)..... 6:30
21	Samford (FS1)..... Noon
28	American (FS1)..... Noon
31	AT PROVIDENCE (FS1)..... 5:30

<b>JANUARY</b>	
3	AT SETON HALL (FS1)..... 9:00
8	ST. JOHN'S (FS1)..... 6:30
11	AT VILLANOVA <sup>WF</sup> (FS1)..... Noon
15	CREIGHTON (CBSSN)..... 7:00
18	MARQUETTE (FS1)..... 2:00
22	AT XAVIER (FS1)..... 6:30
28	BUTLER (CBSSN)..... 9:00

<b>FEBRUARY</b>	
2	AT ST. JOHN'S <sup>MSG</sup> (CBS)..... 1:00
5	SETON HALL (FS1)..... 8:30
8	DEPAUL (FSN)..... Noon
15	AT BUTLER (FOX)..... 2:30
19	PROVIDENCE (FS1)..... 8:30
22	AT DEPAUL (FS1)..... 9:00
26	AT MARQUETTE (FS1)..... 8:30

<b>MARCH</b>	
1	XAVIER (CBS)..... 2:00
4	AT CREIGHTON (FSN)..... 8:00
7	VILLANOVA (FOX)..... Noon

<sup>MSG</sup> Madison Square Garden; <sup>WF</sup> Wells Fargo Center;  
 All times are Eastern.

## HOYAS PREVIEW

### The Big Picture

The Hoyas made strides last year in Patrick Ewing's second season as head coach. They finished 19-14 overall, 9-9 in BIG EAST play and received an NIT invitation. With three BIG EAST All-Freshman Team honorees returning and a large cast of newcomers, the Hoyas want the improvement to continue. They seem to have the offensive firepower. There is the irony of Ewing, the only player in BIG EAST history to be named Defensive Player of the Year four times, having the top scoring offense in league play, averaging 79.5 points. At the same time, Ewing does want his team to be stronger defensively.

### Who's Back

Georgetown placed their three freshman starters on the BIG EAST All-Freshman Team. Point guard James Akinjo was named BIG EAST Freshman of the Year after averaging 13.4 points and making 39.1 percent from 3-point range. In league games, he won the BIG EAST assist crown with a 6.0 mark and was first in assist/turnover ratio at 2.4. Backcourt partner Mac McClung showed great offensive flair and averaged 13.1 points. Forward Josh LeBlanc averaged 9.1 points and 7.3 boards in 22 starts. Athletic junior Jamorko Pickett averaged 6.2 points and 3.8 boards while making 23 starts. Senior Jagan Mosely has been valuable off the bench while averaging 3.1 points and playing 18.2 minutes per game.

### Who's Gone

The Hoyas will miss Jessie Govan, who was a productive four-year starter. Last season, he averaged 17.5 points, 7.5 rebounds and earned All-BIG EAST First Team honors. Forward Trey Mourning started 11 games and averaged 6.3 points and 3.8 rebounds. Graduate transfer Greg Malinowski was a 3-point threat off the bench who averaged 5.7 points and shot 38.7 percent from beyond the arc. Graduating Kaleb Johnson averaged 4.4 and contributed strong defensive play.

### What's Ahead

The Hoyas believe their young corps can continue to improve and move up in the standings. Junior Omer Yurtseven, a 7-0 transfer from N.C. State, may fit in at Govan's center spot. He averaged 13.5 points and 6.7 rebounds two seasons ago. Ewing may spend some time early in the season trying to mix in his other six newcomers to find effective groupings. That includes: 6-6 junior college transfer Galen Alexander, 6-3 guard Terrell Allen, a graduate transfer from UCF; 6-6 freshman Myron Gardner; and three 6-11 centers—Timothy Igboefe, Qudus Wahab, and Malcolm Wilson.

## 2018-19 STATISTICS

##	Player	GP	GS	Min	Avg	TOTAL			3-PTS			REBOUNDS			PF	FO	A	TO	Blk	Stl	Pts	Avg				
						FG	FGA	Pct	3FG	FGA	Pct	FT	FTA	Pct									Off	Def	Tot	Avg
15	GOVAN, Jessie	33	33	1001	30.3	212	427	.496	47	114	.412	108	141	.766	58	188	246	7.5	86	2	41	49	41	27	579	17.5
	Conference-Only...	18	18	549	30.5	109	240	.454	26	66	.394	64	85	.753	36	102	138	7.7	48	1	22	32	26	14	308	17.1
03	AKINJO, James	33	32	1043	31.6	128	351	.365	52	133	.391	134	165	.812	7	89	96	2.9	81	2	173	99	1	37	442	13.4
	Conference-Only...	18	17	586	32.6	60	195	.308	31	77	.403	77	93	.828	3	53	56	3.1	44	0	108	45	1	20	228	12.7
02	MCCLUNG, Mac	29	29	767	26.4	127	324	.392	39	141	.277	87	109	.798	22	54	76	2.6	51	0	58	59	4	24	380	13.1
	Conference-Only...	15	15	403	26.9	70	173	.405	26	81	.321	47	60	.783	12	37	49	3.3	25	0	32	33	1	11	213	14.2
23	LEBLANC, Josh	33	22	805	24.4	114	181	.630	5	7	.714	66	95	.695	84	158	242	7.3	74	0	32	36	36	30	299	9.1
	Conference-Only...	18	18	473	26.3	63	103	.612	5	6	.833	32	45	.711	44	85	129	7.2	46	0	18	14	20	14	163	9.1
33	MOURNING, Trey	26	11	459	17.7	60	138	.435	5	29	.172	39	63	.619	33	65	98	3.8	57	0	19	33	8	8	164	6.3
	Conference-Only...	13	0	166	12.8	26	53	.491	3	13	.231	14	25	.560	11	25	36	2.8	30	0	4	14	3	3	69	5.3
01	PICKETT, Jamorko	31	23	730	23.5	68	178	.382	36	101	.356	20	33	.606	20	97	117	3.8	60	0	34	51	32	24	192	6.2
	Conference-Only...	17	12	402	23.6	44	110	.400	21	59	.356	14	23	.609	13	44	57	3.4	33	0	13	28	15	18	123	7.2
11	MALINOWSKI, Greg	33	6	523	15.8	59	133	.444	36	93	.387	34	44	.773	16	88	104	3.2	42	1	65	37	1	14	188	5.7
	Conference-Only...	18	4	322	17.9	37	83	.446	22	57	.386	13	21	.619	10	46	56	3.1	28	1	45	22	0	6	109	6.1
32	JOHNSON, Kaleb	31	2	398	12.8	49	82	.598	3	6	.500	34	51	.667	36	54	90	2.9	46	0	9	20	4	13	135	4.4
	Conference-Only...	17	1	265	15.6	34	51	.667	2	3	.667	17	27	.630	19	35	54	3.2	31	0	5	11	3	8	87	5.1
00	BLAIR, Jahvon	32	0	398	12.4	41	117	.350	33	96	.344	15	24	.625	5	36	41	1.3	20	0	40	16	0	6	130	4.1
	Conference-Only...	18	0	196	10.9	19	55	.345	15	46	.326	6	9	.667	1	22	23	1.3	10	0	19	7	0	2	59	3.3
04	MOSELY, Jagan	32	7	583	18.2	31	67	.463	10	28	.357	28	38	.737	13	47	60	1.9	49	0	69	26	2	13	100	3.1
	Conference-Only...	18	5	332	18.4	20	41	.488	8	20	.400	11	12	.917	10	28	38	2.1	30	0	35	13	2	7	59	3.3
35	CARTER, Grayson	14	0	66	4.7	5	18	.278	3	9	.333	2	6	.333	5	9	14	1.0	15	0	2	8	2	2	15	1.1
	Conference-Only...	7	0	31	4.4	4	9	.444	2	6	.333	1	2	.500	1	2	3	0.4	8	0	1	4	1	0	11	1.6
20	MURESAN, George	1	0	2	2.0	0	0	.000	0	0	.000	1	2	.500	0	1	1	1.0	0	0	0	0	0	0	1	1.0
	Conference-Only...	0	0	0	0.0	0	0	.000	0	0	.000	0	0	.000	0	0	0	0.0	0	0	0	0	0	0	0	0.0
22	ROBINSON, Jaden	1	0	2	2.0	0	1	.000	0	0	.000	0	0	.000	0	0	0	0.0	0	0	0	0	0	0	0	0.0
	Conference-Only...	0	0	0	0.0	0	0	.000	0	0	.000	0	0	.000	0	0	0	0.0	0	0	0	0	0	0	0	0.0
	TEAM.....														55	58	113	3.4	0		9					
	Conference-Only...														37	24	61	3.4	0		7					
	<b>Total.....</b>	<b>33</b>				<b>894</b>	<b>2017</b>	<b>.443</b>	<b>269</b>	<b>757</b>	<b>.355</b>	<b>568</b>	<b>771</b>	<b>.737</b>	<b>354</b>	<b>944</b>	<b>1298</b>	<b>39.3</b>	<b>581</b>	<b>5</b>	<b>542</b>	<b>443</b>	<b>131</b>	<b>198</b>	<b>2625</b>	<b>79.5</b>
	Conference-Only...	<b>18</b>				<b>486</b>	<b>1113</b>	<b>.437</b>	<b>161</b>	<b>434</b>	<b>.371</b>	<b>296</b>	<b>402</b>	<b>.736</b>	<b>197</b>	<b>503</b>	<b>700</b>	<b>38.9</b>	<b>333</b>	<b>2</b>	<b>302</b>	<b>230</b>	<b>72</b>	<b>103</b>	<b>1429</b>	<b>79.4</b>
	<b>Opponents.....</b>	<b>33</b>				<b>913</b>	<b>2111</b>	<b>.432</b>	<b>291</b>	<b>858</b>	<b>.339</b>	<b>459</b>	<b>640</b>	<b>.717</b>	<b>334</b>	<b>864</b>	<b>1198</b>	<b>36.3</b>	<b>641</b>	<b>-</b>	<b>494</b>	<b>404</b>	<b>115</b>	<b>252</b>	<b>2576</b>	<b>78.1</b>
	Conference-Only...	<b>18</b>				<b>512</b>	<b>1168</b>	<b>.438</b>	<b>164</b>	<b>472</b>	<b>.347</b>	<b>263</b>	<b>369</b>	<b>.713</b>	<b>195</b>	<b>477</b>	<b>672</b>	<b>37.3</b>	<b>330</b>	<b>10</b>	<b>287</b>	<b>198</b>	<b>65</b>	<b>127</b>	<b>1451</b>	<b>80.6</b>

## 2019-20 ROSTER

No.	Name	Pos.	Ht.	Wt.	Yr.	Hometown /Previous School
3	James Akinjo	G	6-0	185	So.	Richmond, Calif./Salesian College Prep
11	Galen Alexander	F	6-6	227	Jr.	Breaux Bridge, La./Jones County CC
12	Terrell Allen	G	6-3	180	Gr.	Upper Marlboro, Md./UCF
0	Jahvon Blair	G	6-4	190	Jr.	Brampton, Ontario/Athlete Institute Prep
15	Myron Gardner	F	6-6	222	Fr.	Detroit, Mich./SPIRE Academy (Ohio)
5	Timothy Igboefe	C	6-11	250	Fr.	Lagos, Nigeria/NBA Academy Africa
23	Josh LeBlanc	F	6-7	215	So.	Baton Rouge, La./Madison Prep Academy
2	Mac McClung	G	6-2	186	So.	Gate City, Va./Gate City
4	Jagan Mosely	G	6-3	215	Sr.	Marlboro, N.J./St. Anthony
20	George Muresan	F	6-9	218	Sr.	Potomac, Md./St. Andrew's Episcopal School
1	Jamorko Pickett	F	6-8	206	Jr.	Washington, D.C./Massanutten Military Academy
22	Jaden Robinson	G	6-3	185	Fr.	Baltimore Md./Mount St. Joseph
34	Qudus Wahab	C	6-11	237	Fr.	Lagos, Nigeria/Flint Hill (Va.)
32	Malcolm Wilson	C	6-11	205	Fr.	Columbia, S.C./Ridge View
44	Omer Yurtseven	C	7-0	264	Sr.	Istanbul, Turkey/N. C. State

## 2019-20 NEWCOMERS

**Galen Alexander, F, Jr., 6-6, 227, Breaux Bridge, La./Jones County CC (Miss.)**

- Averaged 17.2 points and 8.4 rebounds at Jones County CC last year.

**Terrell Allen, G, Gr., 6-3, 180, Upper Marlboro, Md./UCF**

- A graduate transfer, averaged 6.7 points, 4.3 assist and 3.2 rebounds at UCF.

**Myron Gardner, F, Fr., 6-6, 222, Detroit, Mich./Spire Institute (Ohio)**

- Led Spire to a 31-2 record last year while averaging 19.4 points and 9.6 boards.

**Timothy Igboefe, C, Fr., 6-11, 250, Lagos, Nigeria/NBA Academy Africa**

- Competed in the NBA Academy Games that toured Europe and played local teams.

**Qudus Wahab, C, Fr., 6-11, 237, Lagos, Nigeria/Flint Hill (Va.)**

- Averaged a double-double in junior and senior seasons at Flint Hill.

**Malcolm Wilson, C, Fr., 6-11, 205, Columbia, S.C./Ridge View**

- Led Ridge View to 4A state title as a senior.
- Blocked 186 shots as a senior.

**Omer Yurtseven, C, Jr., 7-0, 264, Istanbul, Turkey/N.C. State**

- Averaged 13.5 points, 6.7 rebounds in 23.8 minutes at N.C. State in 2017-18.



## HEAD COACH PATRICK EWING

Hired at Georgetown: April 3, 2017

**Coaching File:** 2019 NIT; Fifteen years as an NBA assistant: Associate Head Coach, Charlotte Hornets, (2013-17); Assistant Coach, Orlando Magic (2007-12); Houston Rockets (2003-06); Washington Wizards (2002-03).

**Professional Playing File:** Was inducted into the Naismith Memorial Hall of Fame as a player in 2008 and

was a member of the 1992 Olympic Team ("Dream Team"). Was selected as one of the top 50 players in the history of the NBA. Was the first pick in the 1985 NBA Draft and was the 1986 NBA Rookie of the Year as a member of the New York Knicks. Scored 24,815 points and grabbed 11,607 rebounds during his 17-year career, including 15 with the Knicks. He made 10 consecutive All-Star Games.

**Collegiate File:** At Georgetown, was a three-time consensus first team All-America selection (1983-85). Led the Hoyas to three NCAA Championship game appearances, including the NCAA title in 1984, when he was named Tournament MVP. Shared BIG EAST Player of the Year honors with St. John's Chris Mullin in 1984-85 and 1983-84. Is the only player in league history to win Defensive Player of the Year honors four times.

**Education:** B.A., Fine Arts, Georgetown, 1985.

**Personal:** Native of Kingston, Jamaica. Birthdate: 8-5-62. He has two sons, Patrick Jr. and Corey, and one daughter, Randi. Patrick Jr. played at Georgetown and previously served as the program's Director of Operations.

### EWING'S RECORD

Career Record (two years) ..... 34-29 (.540)  
Georgetown Record (two years) ..... 34-29 (.540)

BIG EAST Regular Season Record (two years) ..... 14-22 (.389)  
BIG EAST Tournament Record (two years) ..... 0-2 (.000)  
BIG EAST Overall Record (two years) ..... 14-24 (.368)

NCAA Record ..... 0-0 (.000)  
NIT Record (one appearance) ..... 0-1 (.000)

### REGULAR SEASON GAMES

**Home Record:** 229-104  
**Best Home Record:** 9-0 in 1995-96 and 2007-08  
**Worst Home Record:** 2-7 in 2017-18  
**Most Consecutive Home Wins:** 16 over 1987-88/88-89/89-90 seasons  
**Most Consecutive Home Losses:** 3 in 1998-99, 2008-09, 2013-14, 2015-16  
**Road Record:** 155-178  
**Best Road Record:** 8-0 in 1983-84  
**Worst Road Record:** 1-8 in 1997-98, 1-7 in 2004-05  
**Most Consecutive Road Wins:** 11 over 1983-84/84-85 seasons  
**Most Consecutive Road Losses:** 6 in 1992-93 and 1997-98  
**Longest Winning Streak:** 11 games in 2012-13 and 2016-17  
**Longest Winning Streak (single season):** 9 games in 1983-84  
**Longest Losing Streak:** 5 games five times, last in 2016-17 through 2017-18

### BIG EAST REGULAR SEASON RESULTS

Year	Won-Lost	Home	Away	Finish	Championship Seed
1979-80	5-1	2-1	3-0	1st (3 tied)	#3
1980-81	9-5	6-1	3-4	2nd	#2
1981-82	10-4	6-1	4-3	2nd	#2
1982-83	11-5	7-1	4-4	4th	#4
1983-84	14-2	6-2	8-0	1st	#1
1984-85	14-2	7-1	7-1	2nd	#2
1985-86	11-5	7-1	4-4	3rd	#3
1986-87	12-4	7-1	5-3	1st (3 tied)	#1
1987-88	9-7	7-1	2-6	3rd (tie)	#3
1988-89	13-3	8-0	5-3	1st	#1
1989-90	11-5	6-2	5-3	3rd	#3
1990-91	8-8	6-2	2-6	6th	#6
1991-92	12-6	6-3	6-3	1st (tie)	#2
1992-93	8-10	6-3	2-7	8th	#8
1993-94	10-8	7-2	3-6	4th (tie)	#6
1994-95	11-7	7-2	4-5	4th	#4
1995-96	13-5	9-0	4-5	1st, BE 7	#2
1996-97	11-7	6-3	5-4	1st, BE 7	#2
1997-98	6-12	5-4	1-8	5th (tie), BE 7	#13
1998-99	6-12	3-6	3-6	10th	#10
1999-00	6-10	4-4	2-6	8th (tie)	#9
2000-01	10-6	5-3	5-3	2nd (tie), West	#2 West
2001-02	9-7	4-4	5-3	3rd (tie), West	#3 West
2002-03	6-10	3-5	3-5	5th, West	#5 West
2003-04	4-12	3-5	1-7	12th (tie)	#12
2004-05	8-8	5-3	3-5	7th (tie)	#7
2005-06	10-6	7-1	3-5	5th (tie)	#5
2006-07	13-3	7-1	6-2	1st	#1
2007-08	15-3	9-0	6-3	1st	#1
2008-09	7-11	4-5	3-6	11th (tie)	#12
2009-10	10-8	6-3	4-5	7th (tie)	#8
2010-11	10-8	5-4	5-4	8th	#8
2011-12	12-6	8-1	4-5	4th (tie)	#5
2012-13	14-4	8-1	6-3	1st (tie)	#1
2013-14	8-10	6-3	2-7	7th	#7
2014-15	12-6	7-2	5-4	2nd (tie)	#2
2015-16	7-11	4-5	3-6	8th	#8
2016-17	5-13	3-6	2-7	9th	#9
2017-18	5-13	2-7	3-6	8th	#8
2018-19	9-9	5-4	4-5	3rd (tie)	#6

## 2018-19 RESULTS (19-14, 9-9 BIG EAST)

(HOME: 13-6/AWAY: 5-6/NEUTRAL: 1-2)

			Attendance	High Scorer/Rebounder
<b>NOVEMBER</b>				
6	Md.-Eastern Shore	W, 68-53	4,189	Govan 13/LeBlanc 11
10	Central Connecticut	W, 85-78	5,270	Govan 26/Govan 8
<i>Gavitt Tipoff Games</i>				
13	at Illinois	W, 88-80	14,656	Akinjo 19/LeBlanc 7
<i>Jamaica Classic</i>				
16	vs. Loyola Marymount	L, 65-52	1,169	Govan 20/Govan 11
18	vs. USF	W, 76-73 ot	1,425	Govan 27/LeBlanc 10
24	Campbell	W, 93-85	6,788	Mourning 27/Mourning 12
28	Richmond	W, 90-82	4,912	Govan 29/Govan 9
<b>DECEMBER</b>				
3	Liberty	W, 88-78	4,011	Akinjo 19/Two with 10
8	at Syracuse	L, 72-71	24,082	Govan 22/Two with 12
15	SMU	L, 81-73	6,763	Govan 17/LeBlanc 9
18	Appalachian State	W, 83-73	4,205	Akinjo 17/LeBlanc 10
22	Little Rock	W, 102-94 ot	5,189	McClung 38/Two with 9
29	Howard	W, 102-67	7,519	Govan 23/LeBlanc 11
<b>JANUARY</b>				
2	at BUTLER	W, 84-76	8,876	Malinowski 26/Malinowski 7
5	ST. JOHN'S	L, 97-94 ot	11,115	Govan 25/LeBlanc 13
9	at XAVIER	L, 81-75	10,224	Govan 27/Two with 8
12	PROVIDENCE	W, 96-90 2ot	10,113	Govan 33/Govan 14
15	MARQUETTE	L, 74-71	7,945	McClung 24/Govan 9
21	CREIGHTON	L, 91-87	5,230	Govan 22/Govan 12
27	at ST. JOHN'S (MSG)	W, 89-78	17,801	McClung 25/Govan 9
31	XAVIER	W, 80-73	7,636	Akinjo 23/Govan 6
<b>FEBRUARY</b>				
3	at VILLANOVA (WF)	L, 77-65	14,506	Akinjo 19/LeBlanc 8
6	at PROVIDENCE	W, 76-67	12,115	LeBlanc 17/LeBlanc 11
9	BUTLER	L, 73-69	13,345	McClung 21/Govan 9
13	at SETON HALL	L, 90-75	7,828	Govan 20/Govan 6
20	VILLANOVA	W, 85-73	11,624	Two with 21/Govan 11
23	at CREIGHTON	L, 82-69	17,358	Blair 16/LeBlanc 7
27	DEPAUL	W, 82-73	5,176	Govan 26/LeBlanc 7
<b>MARCH</b>				
2	SETON HALL	W, 77-71 2ot	13,753	Govan 21/LeBlanc 17
6	at DEPAUL	L, 101-69	4,756	Two with 13/LeBlanc 8
9	at MARQUETTE	W, 86-84	17,514	Akinjo 25/LeBlanc 6
14	vs. Seton Hall (BET)	L, 73-57	19,812	Akinjo 15/Govan 7
20	Harvard (NIT)	L, 71-68	2,253	Govan 25/LeBlanc 7

(MSG) Madison Square Garden; (WF) Wells Fargo Center; (BET) BIG EAST Tournament; (NIT) National Invitational Tournament

## BIG EAST CHAMPIONSHIP RESULTS (1980-2019)

vs.	Won	Lost	vs.	Won	Lost	vs.	Won	Lost
Boston College	3	2	Pittsburgh	4	1	Villanova	5	1
Cincinnati	1	1	Providence	7	1	Virginia Tech	0	0
Connecticut	2	6	Rutgers	0	1	West Virginia	2	1
DePaul	1	1	St. John's	5	3	Xavier	0	1
Marquette	2	0	Seton Hall	5	4	<b>Total</b>	<b>53</b>	<b>32</b>
Miami	6	2	Syracuse	7	7			
Notre Dame	2	0	USF	1	0			

## CAREER LEADERS

Points	Total-Avg.
Eric Floyd, 1978-82	2304-17.7
Patrick Ewing, 1981-85	2184-15.3
Reggie Williams, 1983-87	2117-15.3
Alonzo Mourning, 1988-92	2001-16.7
D'Vauntes Smith-Rivera, 2012-16	1,898-14.7
Othella Harrington, 1992-96	1839-13.9
David Wingate, 1982-86	1781-12.8
Austin Freeman, 2007-11	1761-13.6
Mike Sweetney, 2000-03	1750-18.2
Kevin Braswell, 1998-02	1735-13.5

Rebounds	Total-Avg.
Patrick Ewing, 1981-85	1316-9.2
Merlin Wilson, 1972-76	1230-11.4
Alonzo Mourning, 1988-92	1032-8.6
Othella Harrington, 1992-96	983-7.4
Mike Sweetney, 2000-03	887-9.2
Reggie Williams, 1983-87	886-6.4
Jessie Govan, 2015-19	843-6.6
Mike Laughna, 1969-72	833-10.8
Dikembe Mutombo, 1988-91	823-8.6
Roy Hibbert, 2004-08	808-5.9

Assists	Total
Kevin Braswell, 1998-02	695
Joey Brown, 1990-94	677
Michael Jackson, 1982-86	671
John Duren, 1976-80	583
Dwayne Bryant, 1986-90	527
Chris Wright, 2007-11	442
Jim Brown, 1963-66	408
Fred Brown, 1980-84	390
D'Vauntes Smith-Rivera, 2012-16	380
Jonathan Wallace, 2004-08	378

Steals	Total
Kevin Braswell, 1998-02	349
Eric Floyd, 1978-82	253
Joey Brown, 1990-94	236
Allen Iverson, 1994-96	213
David Wingate, 1982-86	209
Reggie Williams, 1983-87	206
Fred Brown, 1980-84	199
Gene Smith, 1980-84	191
Dwayne Bryant, 1986-90	187
John Duren, 1976-80	184

Blocked Shots	Total
Patrick Ewing, 1981-85	493
Alonzo Mourning, 1988-92	453
Dikembe Mutombo, 1988-91	354
Roy Hibbert, 2004-08	259
Ruben Boumtje Boumtje, 1997-01	255
Othella Harrington, 1992-96	201
Mike Sweetney, 2000-03	180
Jahidi White, 1994-98	152
Jameel Watkins, 1996-00	150
Jessie Govan, 2015-19	141



Sacar Anim



## QUICK FACTS

**Location:** Milwaukee, Wis.  
**Enrollment:** 12,000  
**Founded:** 1881  
**Nickname:** Golden Eagles  
**Colors:** Blue and Gold  
**Home Court:** Fiserv Forum (17,600)

## COACHING STAFF

**Head Coach**  
 Steve Wojciechowski (Duke '98)  
 Office Phone: (414) 288-7130

**Associate Head Coach:**  
 Stan Johnson (Southern Utah '03)

**Assistant Coaches:**  
 Dwayne Killings (Hampton '03)  
 Jake Presutti (Syracuse '08)

## ADMINISTRATION

**President**  
 Dr. Michael R. Lovell

**Vice President/Director of Athletics**  
 Bill Scholl  
 Athletics Phone: (414) 288-6303

**Associate AD/Media Relations**  
 Scott Kuykendall  
 Office Phone: (414) 288-4794  
 Cell Phone: (414) 807-3490  
 Email: scott.kuykendall@marquette.edu

## 2019-20 SCHEDULE

<b>NOVEMBER</b>	
5 Loyola (Md.) (FCS).....	8:00
<i>Gavitt Tipoff Games</i>	
13 Purdue (FS1).....	9:00
17 at Wisconsin (FS1).....	1:00
23 Robert Morris (FS2).....	2:00
<i>Orlando Invitational</i>	
28 vs. Davidson (ESPN2/U).....	6:00
29 vs. USC/Fairfield (TBD).....	TBD

<b>DECEMBER</b>	
1 vs. TBD (TBD).....	TBD
4 Jacksonville (FS2).....	9:00
<i>BIG EAST/Big 12</i>	
7 at Kansas State (ESPNU).....	TBD
17 Grambling (FSN).....	8:00
20 North Dakota State (FS1).....	9:00
28 Central Arkansas (FS1).....	2:00

<b>JANUARY</b>	
1 AT CREIGHTON (CBSSN).....	9:00
4 VILLANOVA (FOX/FS1).....	2:00
7 PROVIDENCE (FS1).....	7:00
11 AT SETON HALL (CBSSN).....	4:00
15 XAVIER (FSN).....	8:00
18 AT GEORGETOWN (FS1).....	2:00
21 ST. JOHN'S (FS1).....	9:00
24 AT BUTLER (FS1).....	9:00
29 AT XAVIER (FS1).....	8:30

<b>FEBRUARY</b>	
1 DEPAUL (FSN).....	2:00
9 BUTLER (FS1).....	Noon
12 AT VILLANOVA (FS1).....	8:30
18 CREIGHTON (FS1).....	8:30
22 AT PROVIDENCE (FOX).....	Noon
26 GEORGETOWN (FS1).....	8:30
29 SETON HALL (FOX).....	2:30

<b>MARCH</b>	
3 AT DEPAUL (FS1).....	8:00
7 AT ST. JOHN'S (FSN).....	Noon

<sup>MSG</sup> Madison Square Garden; All times are Eastern.

## GOLDEN EAGLES PREVIEW

### The Big Picture

Marquette made its third straight postseason appearance last March, earning an NCAA berth and finishing 24-10 overall. The Golden Eagles placed second in the BIG EAST with a 12-6 record, their highest league win total in six seasons. Guard Markus Howard led the league in scoring and won BIG EAST Player of the Year honors. Howard and two other starters return to coach Steve Wojciechowski's team that expects its postseason streak to continue.

### Who's Back

Guard Markus Howard led the BIG EAST in scoring with a 25.0 average and won the league scoring title with a 24.9 mark in conference play. He made a league-high 120 3-pointers and broke his own single game BIG EAST scoring record with 53 points. Senior Sacar Anim returns on the wing. A top defender, Anim averaged 8.3 points and 3.1 rebounds. Forward Theo John became a starter and averaged 5.5 points, 4.9 boards and led the BIG EAST with 70 blocked shots. Ed Morrow and Brendan Bailey were top frontcourt reserves. Morrow averaged 5.6 points and 4.5 boards. Bailey averaged 3.2 points. Jamal Cain averaged 1.7 points and forward Greg Elliott was redshirted with a wrist injury.

### Who's Gone

Starters Sam and Joey Hauser transferred. Sam was second in scoring with a 14.9 average and first in rebounding at 7.2. He led the BIG EAST in free throw shooting, making 92.4 percent and was an All-BIG EAST Second Team selection. Joey made the BIG EAST All-Freshman Team after averaging 9.7 points and 5.3 rebounds. Both players shot better than 40 percent from 3-point range. Center Matt Heldt, a valuable contributor off the bench, graduated.

### What's Ahead

Howard, a returning BIG EAST Player of the Year, is on pace to become the league's all-time scorer. MU has plenty of experience back and expects the addition of guard Koby McEwen, a 6-4 transfer from Utah State, to pay immediate dividends. He averaged 15.6 points, 5.4 rebounds and 3.2 assists in 2017-18. Jayce Johnson, a 7-0 graduate transfer from Utah, averaged 5.4 points and 5.7 rebounds. He should help John near the basket. Freshmen guards Dexter Akanno and Symir Torrence figure to play supportive roles. Last year, the Golden Eagles improved defensively. They ranked first in field goal percentage defense (.405), second in scoring defense (69.5) and first in blocked shots (4.3).

## 2018-19 STATISTICS

##	Player	GP	GS	Min	Avg	TOTAL			3-PTS			REBOUNDS			PF	FO	A	TO	Blk	Stl	Pts	Avg				
						FG	FGA	Pct	3FG	FGA	Pct	FT	FTA	Pct									Off	Def	Tot	Avg
00	HOWARD, Markus	34	34	1141	33.6	252	600	.420	120	298	.403	227	255	.890	14	121	135	4.0	72	0	133	134	1	36	851	25.0
	Conference-Only...	18	18	614	34.1	136	324	.420	63	156	.404	113	126	.897	7	63	70	3.9	41	0	69	79	1	18	448	24.9
10	HAUSER, Sam	34	34	1137	33.4	173	377	.459	88	219	.402	73	79	.924	35	210	245	7.2	70	1	82	46	18	22	507	14.9
	Conference-Only...	18	18	640	35.6	91	202	.450	45	120	.375	42	43	.977	17	113	130	7.2	35	1	46	28	12	12	269	14.9
22	HAUSER, Joey	34	31	992	29.2	106	237	.447	45	106	.425	72	91	.791	30	150	180	5.3	94	4	82	70	3	12	329	9.7
	Conference-Only...	18	18	557	30.9	57	134	.425	28	62	.452	37	45	.822	14	68	82	4.6	48	1	46	39	1	5	179	9.9
02	ANIM, Sacar	34	31	1025	30.1	109	249	.438	27	69	.391	38	65	.585	20	84	104	3.1	67	2	42	40	5	18	283	8.3
	Conference-Only...	18	18	603	33.5	70	149	.470	17	40	.425	20	36	.556	9	50	59	3.3	40	1	27	22	2	10	177	9.8
30	MORROW, Ed	33	1	496	15.0	80	136	.588	0	0	.000	26	42	.619	64	86	150	4.5	70	0	12	43	21	17	186	5.6
	Conference-Only...	17	0	252	14.8	37	62	.597	0	0	.000	13	22	.591	30	41	71	4.2	34	0	5	15	9	10	87	5.1
04	JOHN, Theo	34	32	670	19.7	71	118	.602	0	0	.000	45	89	.506	62	103	165	4.9	124	4	16	39	70	10	187	5.5
	Conference-Only...	18	17	392	21.8	32	52	.615	0	0	.000	29	56	.518	34	68	102	5.7	68	3	11	15	39	7	93	5.2
01	BAILEY, Brendan	34	3	479	14.1	39	113	.345	16	63	.254	16	25	.640	26	34	60	1.8	41	1	14	7	16	13	110	3.2
	Conference-Only...	18	0	227	12.6	20	44	.455	8	25	.320	6	10	.600	9	13	22	1.2	22	1	4	3	7	5	54	3.0
21	CHARTOUNY, Joseph	34	0	511	15.0	36	80	.450	16	42	.381	15	24	.625	5	72	77	2.3	37	0	66	47	0	25	103	3.0
	Conference-Only...	18	0	188	10.4	14	29	.483	5	15	.333	3	4	.750	2	23	25	1.4	14	0	20	17	0	9	36	2.0
23	CAIN, Jamal	29	3	250	8.6	21	48	.438	6	22	.273	2	8	.250	15	47	62	2.1	29	0	5	21	6	11	50	1.7
	Conference-Only...	13	0	78	6.0	6	10	.600	2	4	.500	0	0	.000	6	12	18	1.4	11	0	3	9	0	4	14	1.1
12	HELDT, Matt	25	1	161	6.4	5	8	.625	0	0	.000	10	14	.714	8	18	26	1.0	29	1	3	3	5	3	20	0.8
	Conference-Only...	11	1	73	6.6	2	3	.667	0	0	.000	0	0	.000	3	9	12	1.1	15	1	1	0	2	1	4	0.4
52	MAROTTA, Cam	9	0	13	1.4	1	2	.500	1	2	.500	0	0	.000	0	0	0	0.0	0	0	1	1	0	1	3	0.3
	Conference-Only...	3	0	1	0.3	0	0	.000	0	0	.000	0	0	.000	0	0	0	0.0	0	0	0	0	0	0	0	0.0
42	JAFFEE, Buddy	2	0	1	0.5	0	0	.000	0	0	.000	0	0	.000	0	0	0	0.0	1	0	0	0	0	0	0	0.0
	Conference-Only...	1	0	0	0.0	0	0	.000	0	0	.000	0	0	.000	0	0	0	0.0	0	0	0	0	0	0	0	0.0
41	LELITO, Mike	3	0	3	1.0	0	1	.000	0	1	.000	0	0	.000	0	1	1	0.3	0	0	0	0	0	0	0	0.0
	Conference-Only...	1	0	0	0.0	0	0	.000	0	0	.000	0	0	.000	0	0	0	0.0	0	0	0	0	0	0	0	0.0
40	GARDINER, Tommy	3	0	2	0.7	0	0	.000	0	0	.000	0	0	.000	0	0	0	0.0	1	0	0	0	0	0	0	0.0
	Conference-Only...	1	0	0	0.0	0	0	.000	0	0	.000	0	0	.000	0	0	0	0.0	0	0	0	0	0	0	0	0.0
	TEAM.....														57	38	95	2.8	1				19			
	Conference-Only...														21	19	40	2.2	1				12			
	<b>Total.....</b>	<b>34</b>				<b>893</b>	<b>1969</b>	<b>.454</b>	<b>319</b>	<b>822</b>	<b>.388</b>	<b>524</b>	<b>692</b>	<b>.757</b>	<b>336</b>	<b>964</b>	<b>1300</b>	<b>38.2</b>	<b>636</b>	<b>13</b>	<b>456</b>	<b>470</b>	<b>145</b>	<b>168</b>	<b>2629</b>	<b>77.3</b>
	<b>Conference-Only...</b>	<b>18</b>				<b>465</b>	<b>1009</b>	<b>.461</b>	<b>168</b>	<b>422</b>	<b>.398</b>	<b>263</b>	<b>342</b>	<b>.769</b>	<b>152</b>	<b>479</b>	<b>631</b>	<b>35.1</b>	<b>329</b>	<b>8</b>	<b>232</b>	<b>239</b>	<b>73</b>	<b>81</b>	<b>1361</b>	<b>75.6</b>
	<b>Opponents.....</b>	<b>34</b>				<b>819</b>	<b>2020</b>	<b>.405</b>	<b>233</b>	<b>720</b>	<b>.324</b>	<b>492</b>	<b>725</b>	<b>.679</b>	<b>341</b>	<b>807</b>	<b>1148</b>	<b>33.8</b>	<b>645</b>	<b>-</b>	<b>418</b>	<b>403</b>	<b>102</b>	<b>236</b>	<b>2363</b>	<b>69.5</b>
	<b>Conference-Only...</b>	<b>18</b>				<b>437</b>	<b>1049</b>	<b>.417</b>	<b>134</b>	<b>387</b>	<b>.346</b>	<b>278</b>	<b>389</b>	<b>.715</b>	<b>186</b>	<b>421</b>	<b>607</b>	<b>33.7</b>	<b>321</b>	<b>6</b>	<b>222</b>	<b>210</b>	<b>54</b>	<b>115</b>	<b>1286</b>	<b>71.4</b>

## 2019-20 ROSTER

No.	Name	Pos.	Ht.	Wt.	Yr.	Hometown /Previous School)
12	Dexter Akanno	G	6-4	200	Fr.	Valencia, Calif./Blair Academy
2	Sacar Anim	G/F	6-5	210	Sr.	Minneapolis, Minn./DeLaSalle
1	Brendan Bailey	F	6-8	195	So.	Salt Lake City, Utah/American Fork
23	Jamal Cain	F	6-7	195	Jr.	Pontiac, Mich./Cornerstone Health & Tech
5	Greg Elliott	G	6-3	180	So.	Detroit, Mich./East English Villageh
40	Tommy Gardiner	F	6-7	210	So.	Park Ridge, Ill. (Maine South)
0	Markus Howard	G	5-11	180	Sr.	Chandler, Ariz./Findlay Prep
4	Theo John	F	6-9	240	Jr.	Minneapolis, Minn./Champlin Park
34	Jayce Johnson	C	7-0	245	Gr.	Mission Viejo, Calif./Utah
42	Michael Kennedy	F	6-6	185	Fr.	Mequon, Wis./Homestead
25	Koby McEwen	G	6-4	200	Jr.	Toronto, Canada/Utah St.
30	Ed Morrow	F	6-7	235	Sr.	Chicago, Ill./U. of Nebraska
10	Symir Torrence	G	6-3	190	Fr.	Syracuse, N.Y./Vermont Academy

## 2019-20 NEWCOMERS

**Dexter Akanno, G, Fr., 6-4, 200, Valencia, Calif./ Blair Academy (N.J.)**

- Helped Blair Academy to the Mid-Atlantic Prep title in 2018-19.
- Averaged 15.0 points, 4.0 rebounds and 3.5 assists at Valencia H.S. in 2017-18.

**Jayce Johnson, C, Gr., 7-0, 235, Mission Viejo, Calif./Utah**

- A graduate transfer from Utah, averaged 7.0 points and 7.5 rebounds.
- Made 58.6 percent from the field.

**Koby McEwen, G, Jr., 6-4, 200, Toronto, Ontario/ Utah State**

- Sat out last season after transferring from Utah State.
- Was All-Mountain West Third Team in 2017-18 after averaging 15.6 points and 5.4 boards.

**Symir Torrence, G, Fr., 6-3, 190, Syracuse, N.Y./ Vermont Academy (Vt.)**

- Averaged 19.4 points, 10.2 rebounds and 5.8 assists at Vermont Academy last year.
- Consensus top 50 recruit by 24/7 Sports, ESPN.com and Rivals.com prior to declassification for 2019-20.



## HEAD COACH STEVE WOJCIECHOWSKI

Hired at Marquette: April 1, 2014

**Coaching File:** Assistant/Associate head coach, Duke (1999-2014).

**Highlights:** 2019 NCAA; 2018 NIT quarterfinals; 2017 NCAA; During his coaching tenure at Duke, the Blue Devils won two NCAA national championships (2010, 2001) and compiled a 441-92 record. Duke played in the NCAA Tournament every season. Served as court coach and scout for the USA Basketball Men's Senior National Team (2006-12), including

the gold medal teams in the 2008 Beijing Olympics and the 2012 London Olympics.

**Collegiate File:** At Duke, he was named the top defensive player in the country as a senior. Was a two-time All-ACC selection and honorable mention Associated Press All-America.

**Education:** B.S., Duke, 1998. Major: Sociology.

**Personal:** Native of Severna Park, Md.; Birthdate: 8-11-76. Steve and his wife Lindsay have two sons, Jack and Charlie.

## WOJCIECHOWSKI'S RECORD

Career Record (five years) ..... 97-69 (.584)  
Marquette Record (five years)..... 97-69 (.584)

BIG EAST Regular Season Record (five years)..... 43-47 (.478)  
BIG EAST Tournament Record (five years)..... 4-5 (.444)  
BIG EAST Overall Record (five years) ..... 47-52 (.475)

NCAA Record (two appearances) ..... 0-2 (.000)  
NIT Record (one appearance) ..... 2-1 (.000)

## YEAR-BY-YEAR

		Overall	Conference	Conf. Tourn.	Postseason
2014-15	Marquette	13-19	4-14/9th	1-1	—
2015-16	Marquette	20-13	8-10/7th	1-1	—
2016-17	Marquette	19-13	10-8/T3rd	0-1	NCAA 0-1
2017-18	Marquette	21-14	9-9/T6th	1-1	NIT 2-1
2018-19	Marquette	24-10	12-6/2nd	1-1	NCAA 0-1

## REGULAR SEASON GAMES

Home Record: 88-36  
Best Home Record: 9-0 in 2011-12 and 2012-13  
Worst Home Record: 3-6 in 2014-15  
Most Consecutive Home Wins: 20 in 2011-12 through 2013-14  
Most Consecutive Home Losses: 6 in 2014-15  
Road Record: 55-69  
Best Road Record: 6-3 in 2018-19  
Worst Road Record: 1-8 in 2014-15  
Most Consecutive Road Wins: 5 in 2009-10  
Most Consecutive Road Losses: 7, 2 in 2013-14 and 5 in 2014-15  
Longest Winning Streak: 9 games in 2008-09  
Longest Losing Streak: 6 twice in 2014-15

## BIG EAST REGULAR SEASON RESULTS

Year	Won-Lost	Home	Away	Finish	Championship Seed
2005-06	10-6	7-1	3-5	T-4th	#4
2006-07	10-6	6-2	4-4	T-5th	#6
2007-08	11-7	7-2	4-5	T-5th	#6
2008-09	12-6	7-2	5-4	5th	#5
2009-10	11-7	6-3	5-4	T-5th	#5
2010-11	9-9	6-3	3-6	T-9th	#11
2011-12	14-4	9-0	5-4	2nd	#2
2012-13	14-4	9-0	5-4	T-1st	#3
2013-14	9-9	6-3	3-6	6th	#6
2014-15	4-14	3-6	1-8	T9th	#9
2015-16	8-10	4-5	4-5	7th	#7
2016-17	10-8	7-2	3-6	T-3rd	#4
2017-18	9-9	5-4	4-5	T-6th	#7
2018-19	12-6	6-3	6-3	2nd	#2

## BIG EAST CHAMPIONSHIP RESULTS (1980-2019)

vs.	Won	Lost
DePaul	1	0
Georgetown	0	2
Louisville	0	2
Notre Dame	1	1
Pittsburgh	0	2
Providence	1	0
St. John's	5	0
Seton Hall	2	2
Villanova	1	3
West Virginia	1	0
Xavier	0	2
<b>Total</b>	<b>12</b>	<b>14</b>



## 2018-19 RESULTS (24-10, 12-6 BIG EAST)

(HOME: 16-3/AWAY: 6-4/NEUTRAL: 2-3)

			Attendance	High Scorer/Rebounder
<b>NOVEMBER</b>				
6	UMBC	W, 67-42	14,103	Two with 15/John 10
<i>Preseason NIT</i>				
10	Bethune-Cookman	W, 92-59	14,409	Howard 37/Howard 8
<i>Gavitt Tipoff Games</i>				
14	at Indiana	L, 96-73	17,222	Three with 18/Cain 7
17	Presbyterian	W, 74-55	14,055	S. Hauser 19/S. Hauser 10
<i>Preseason NIT, Brooklyn, N.Y.</i>				
21	vs. Kansas	L, 77-68	4,981	S. Hauser 20/S. Hauser 6
23	vs. Louisville	W, 77-74 ot	5,491	S. Hauser 22/Two with 7
27	Charleston Southern	W, 76-55	12,892	Howard 17/Two with 7
<b>DECEMBER</b>				
1	Kansas State	W, 83-71	15,517	Howard 45/Chartouny 7
4	UTEP	W, 76-69	13,064	Howard 21/S. Hauser 10
8	Wisconsin	W, 74-69	17,575	Howard 27/S. Hauser 14
18	North Dakota	W, 92-66	13,603	Howard 26/J. Hauser 10
21	Buffalo	W, 103-85	17,567	Howard 45/Two with 9
28	Southern	W, 84-41	16,075	Howard 26/Two with 9
<b>JANUARY</b>				
1	at ST. JOHN'S <sup>CA</sup>	L, 89-69	5,602	J. Hauser 15/S. Hauser 7
6	XAVIER	W, 70-52	17,309	Howard 26/Morrow 10
9	at CREIGHTON	W, 106-104 ot	17,085	Howard 53/S. Hauser 10
12	SETON HALL	W, 70-66	17,180	Howard 26/John 11
15	at GEORGETOWN	W, 74-71	7,945	S. Hauser 31/Two with 8
20	PROVIDENCE	W, 79-68	17,524	S. Hauser 25/Howard 9
23	DEPAUL	W, 79-69	14,284	Howard 23/John 10
26	at XAVIER	W, 87-82	10,544	Howard 31/S. Hauser 9
30	at BUTLER	W, 76-58	8,292	Howard 32/J. Hauser 8
<b>FEBRUARY</b>				
5	ST. JOHN'S	L, 70-69	14,030	S. Hauser 19/S. Hauser 11
9	VILLANOVA	W, 66-65	17,856	Howard 38/John 7
12	at DEPAUL	W, 92-73	6,836	Howard 36/John 6
20	BUTLER	W, 79-69	14,600	Howard 28/John 11
23	at PROVIDENCE	W, 76-58	12,890	Two with 18/J. Hauser 13
27	at VILLANOVA	L, 67-61	6,501	Howard 25/S. Hauser 7
<b>MARCH</b>				
3	CREIGHTON	L, 66-60	17,512	Howard 33/S. Hauser 10
6	at SETON HALL	L, 73-64	9,080	S. Hauser 25/S. Hauser 9
9	GEORGETOWN	L, 86-84	17,514	Howard 28/Morrow 11
14	vs. St. John's (BET)	W, 86-54	19,812	Howard 30/Morrow 8
15	vs. Seton Hall (BET)	L, 81-79	19,812	S. Hauser 22/S. Hauser 9
21	vs. Murrays State (NCAA)	L, 83-64	14,838	Howard 26/Morrow 11

<sup>CA</sup> Carnesecca Arena; (BET) BIG EAST Tournament; (NCAA) NCAA Tournament

## CAREER LEADERS

Points	Total-Avg.
Jerel McNeal, 2005-09	1985-15.3
Markus Howard, 2016-P	1955-19.7
Lazar Hayward, 2006-10	1859-13.5
George Thompson, 1966-69	1773-20.4
Dominic James, 2005-09	1749-13.6
Butch Lee, 1974-78	1735-15.1
Travis Diener, 2001-05	1691-14.1
Brian Wardle, 1997-01	1690-14.4
Tony Smith, 1986-90	1688-14.8
Wesley Matthews, 2005-09	1673-13.2

Rebounds	Total-Avg.
Don Kojis, 1958-61	1222-15.1
Bo Ellis, 1973-77	1085-9.1
Terry Rand, 1953-56	978-12.7
Walt Mangham, 1957-60	938-12.3
Lazar Hayward, 2006-10	910-6.6
Tom Flynn, 1963-66	771-9.9
Paul Carbins, 1963-67	768-9.7
Trevor Powell, 1987-91	765-6.8
John Glaser, 1955-58	753-10.6
Russ Wittberger, 1951-55	745-7.4

Assists	Total
Tony Miller, 1992-95	956
Dominic James, 2005-09	632
Travis Diener, 2001-05	617
Aaron Hutchins, 1995-98	550
Lloyd Walton, 1974-76	480
Tony Smith, 1987-90	469
Jerel McNeal, 2005-09	455
Junior Cadougan, 2009-13	435
Cordell Henry, 1999-02	430
Glenn Rivers, 1981-83	409

Steals	Total
Jerel McNeal, 2005-09	287
Michael Wilson, 1979-82	272
Mandy Johnson, 1982-85	253
Dominic James, 2005-09	238
Glenn Rivers, 1981-83	203
Tony Smith, 1987-90	190
Michael Sims, 1985-88	188
Tony Miller, 1992-95	185
Aaron Hutchins, 1995-98	165
Travis Diener, 2001-05	158
Lazar Hayward, 2006-10	158
Kerry Trotter, 1983-86	158

Blocked Shots	Total
Jim McIlvaine, 1991-94	399
Amal McCaskill 1992, 94-96	175
Faisal Abraham, 1994-97	172
Luke Fischer, 2014-17	153
Chris Otule, 2008-12	145
Michael Wilson, 1979-82	119
Scott Merritt, 2000-04	113
Walter Downing, 1985-86	103



Nate Watson



## QUICK FACTS

**Location:** Providence, R.I.  
**Enrollment:** 4,834  
**Founded:** 1917  
**Nickname:** Friars  
**Colors:** Black, White and Silver  
**Home Court:** Dunkin' Donuts Center (12,410)

## COACHING STAFF

**Head Coach**  
 Ed Cooley (Stonehill '94)  
 Office Phone: (401) 865-2266

**Assistant Coaches**  
 Jeff Battle (Marshall '85)  
 Brian Blaney (Roanoke '94)  
 Ivan Thomas (VCU '97)

## ADMINISTRATION

**President**  
 Rev. Brian J. Shanley, O.P.

**Director of Athletics**  
 Robert Driscoll, Jr.  
 Athletics Phone: (401) 865-2265

**Associate AD/Communications**  
 Arthur Parks  
 Office Phone: (401) 865-2759  
 Cell Phone: (401) 378-7334  
 Email: aparks@providence.edu

## 2019-20 SCHEDULE

<b>NOVEMBER</b>	
5	Sacred Heart (FSN)..... 7:00
9	NJIT (FSN)..... 4:30
<i>Gavitt Tipoff Games</i>	
13	at Northwestern (BTN)..... 9:00
16	Saint Peter's (FS2)..... 2:00
19	Merrimack (FSN)..... 7:00
23	Pennsylvania (FS2)..... 4:00
<i>Wooden Legacy, Anaheim, Calif.</i>	
28	vs. Long Beach State (ESPNU)..... 2:00
29	vs. Wake Forest/Charleston (TBD)..... TBD

<b>DECEMBER</b>	
1	TBD (TBD)..... TBD
6	at Rhode Island (ESPN2)..... 7:00
14	Stony Brook (FS1)..... 8:00
<i>Hall of Fame Invitational, Brooklyn, N.Y.</i>	
17	vs. Florida <sup>BC</sup> (ESPN2)..... 7:00
<i>BIG EAST/Big 12</i>	
21	Texas (FOX)..... 2:00
31	GEORGETOWN (FS1)..... 5:30

<b>JANUARY</b>	
4	AT DEPAUL (FS1)..... 2:00/4:00
7	AT MARQUETTE (FS1)..... 7:00
10	BUTLER (FS1)..... 9:00
15	ST. JOHN'S (FS1)..... 8:30
18	AT CREIGHTON (FS1)..... 4:30
22	AT SETON HALL (FS1)..... 8:30
25	VILLANOVA (CBS)..... 1:00

<b>FEBRUARY</b>	
1	AT BUTLER (FS1)..... 2:00
5	CREIGHTON (FSN)..... 7:00
8	AT XAVIER (FS1)..... 8:00
12	AT ST. JOHN'S (CBSSN)..... 8:30
15	SETON HALL (CBSSN)..... 8:00
19	AT GEORGETOWN (FS1)..... 8:30
22	MARQUETTE (FOX)..... Noon
29	AT VILLANOVA <sup>WFC</sup> (FOX)..... Noon

<b>MARCH</b>	
4	XAVIER (FS1)..... 6:30
7	DEPAUL (FS1)..... 6:30

<sup>BC</sup> Barclays Center; <sup>WFC</sup> Wells Fargo Center; All times are Eastern.

## FRIARS PREVIEW

### The Big Picture

Last year, the Friars extended their postseason bid streak to seven years, but the team was hampered by some key injuries and finished 18-16 overall and 7-11 in the BIG EAST. Coach Ed Cooley, who rose to third place on the school's all-time winning list with 162 victories, believes this year's team will be more productive, especially on the offensive end. After an NIT appearance last March, PC is anxious to return to the NAAs where they had gone for the five previous years. Cooley had a busy summer. He was the head coach for a BIG EAST team that represented Team USA in the Pan American Games. The team surpassed expectations and won a bronze medal.

### Who's Back

Alpha Diallo, an All-BIG EAST Second Team pick last year, is one the league's top all-around players. The 6-7 senior ranked ninth in the BIG EAST in scoring (16.0), second in rebounding (8.1) and fourth in steals (1.6). Junior center Nate Watson averaged 11.7 points and 5.2 rebounds while shooting 59 percent from the field. Guard David Duke averaged 7.1 points as a freshman, playing both the point and off the ball. Guard Maliek White, starting 19 games, averaged 6.7 points. A.J. Reeves averaged 9.8 points as a freshman despite missing seven weeks due to a foot injury. Senior forward Kalif Young averaged 3.8 points in 14 starts and sophomore forwards Jimmy Nichols and Kris Monroe showed promise. Forward Emmitt Holt received a medical redshirt.

### Who's Gone

The losses from last year's roster are not significant, at least in number. Forward Isaiah Jackson was a dependable reserve who averaged 9.6 points and 4.6 rebounds. Reserve guard Drew Edwards averaged 3.2 points and earned his undergraduate degree. Guard Makai Ashton-Langford, who averaged 3.6 points, transferred.

### What's Ahead

Diallo is PC's centerpiece. He is only one of five players from a power conference who led his team in points, rebounds and assists last season. The Friars have plenty of experience returning with a total of 10 players back and they have added a key piece that should help immediately, especially on the offensive end. Point guard Luwane Pipkins, a graduate transfer from Massachusetts, averaged 16.0 points, 5.2 assists and 4.9 rebounds last season. A healthy Reeves should also help bolster the PC attack. Six-seven freshman Greg Gantt may offer some immediate contributions.

## 2018-19 STATISTICS

##	Player	GP	GS	Min	Avg	TOTAL			3-PTS			REBOUNDS			PF	FO	A	TO	Blk	Stl	Pts	Avg				
						FG	FGA	Pct	3FG	FGA	Pct	FT	FTA	Pct									Off	Def	Tot	Avg
11	DIALLO, Alpha	34	34	1206	35.5	176	419	.420	40	120	.333	151	224	.674	88	188	276	8.1	87	4	106	91	17	56	543	16.0
	Conference-Only...	18	18	643	35.7	89	225	.396	16	60	.267	79	119	.664	52	92	144	8.0	53	3	52	49	7	26	273	15.2
00	WATSON, Nate	34	20	799	23.5	148	251	.590	0	1	.000	101	155	.652	77	101	178	5.2	80	1	14	44	24	10	397	11.7
	Conference-Only...	18	17	457	25.4	88	145	.607	0	0	.000	49	74	.662	41	49	90	5.0	42	1	8	30	11	5	225	12.5
10	REEVES, AJ	25	21	568	22.7	85	201	.423	45	118	.381	31	44	.705	18	58	76	3.0	35	0	16	25	3	24	246	9.8
	Conference-Only...	12	8	236	19.7	32	87	.368	19	54	.352	10	12	.833	7	24	31	2.6	10	0	10	7	0	12	93	7.8
44	JACKSON, Isaiah	34	7	894	26.3	100	256	.391	43	132	.326	85	102	.833	52	106	158	4.6	57	0	79	38	7	44	328	9.6
	Conference-Only...	18	4	462	25.7	53	144	.368	19	73	.260	42	49	.857	32	54	86	4.8	27	0	47	19	3	21	167	9.3
03	DUKE, David	34	34	841	24.7	84	217	.387	22	74	.297	51	74	.689	19	71	90	2.6	85	3	73	72	11	23	241	7.1
	Conference-Only...	18	18	436	24.2	37	102	.363	12	43	.279	32	44	.727	8	47	55	3.1	44	1	29	30	5	13	118	6.6
04	WHITE, Maliek	33	19	744	22.5	77	202	.381	33	96	.344	34	48	.708	9	54	63	1.9	53	1	76	47	9	35	221	6.7
	Conference-Only...	18	13	390	21.7	31	102	.304	13	49	.265	13	20	.650	4	30	34	1.9	22	0	31	28	5	23	88	4.9
13	YOUNG, Kalif	33	14	524	15.9	52	109	.477	2	6	.333	19	37	.514	51	82	133	4.0	63	0	21	15	25	16	125	3.8
	Conference-Only...	17	1	253	14.9	27	57	.474	2	3	.667	12	21	.571	31	36	67	3.9	33	0	10	10	16	9	68	4.0
01	ASHTON-LANGFORD, M.	32	3	550	17.2	44	127	.346	16	52	.308	15	23	.652	1	47	48	1.5	58	1	73	54	8	20	119	3.7
	Conference-Only...	18	3	386	21.4	31	90	.344	12	38	.316	9	15	.600	1	34	35	1.9	49	1	51	33	3	13	83	4.6
25	EDWARDS, Drew	30	0	331	11.0	25	73	.342	15	43	.349	30	35	.857	9	28	37	1.2	31	0	16	11	4	17	95	3.2
	Conference-Only...	17	0	271	15.9	23	57	.404	14	34	.412	24	29	.828	9	23	32	1.9	28	0	14	9	3	16	84	4.9
05	NICHOLS Jr, Jimmy	30	18	346	11.5	33	75	.440	5	20	.250	10	22	.455	25	43	68	2.3	35	0	15	24	27	6	81	2.7
	Conference-Only...	15	8	114	7.6	8	26	.308	2	9	.222	2	7	.286	7	13	20	1.3	9	0	4	11	12	4	20	1.3
02	MONROE, Kris	20	0	76	3.8	7	33	.212	4	25	.160	4	4	1.000	3	12	15	0.8	11	0	2	3	0	1	22	1.1
	Conference-Only...	12	0	49	4.1	5	23	.217	3	18	.167	4	4	1.000	3	6	9	0.8	6	0	0	3	0	1	17	1.4
15	HOLT, Emmitt	6	0	36	6.0	2	6	.333	0	2	.000	2	3	.667	1	0	1	0.2	4	0	0	2	1	0	6	1.0
	Conference-Only...	0	0	0	0.0	0	0	.000	0	0	.000	0	0	.000	0	0	0	0.0	0	0	0	0	0	0	0	0.0
24	FONTS, Andrew	7	0	10	1.4	2	4	.500	0	1	.000	0	0	.000	0	0	0	0.0	1	0	0	1	0	1	4	0.6
	Conference-Only...	3	0	3	1.0	0	1	.000	0	1	.000	0	0	.000	0	0	0	0.0	1	0	0	1	0	1	0	0.0
	TEAM.....															47	45	92	2.7			18				
	Conference-Only...															29	20	49	2.7			8				
	<b>Total.....</b>	<b>34</b>				<b>835</b>	<b>1973</b>	<b>.423</b>	<b>225</b>	<b>690</b>	<b>.326</b>	<b>533</b>	<b>771</b>	<b>.691</b>	<b>400</b>	<b>835</b>	<b>1235</b>	<b>36.3</b>	<b>600</b>	<b>10</b>	<b>491</b>	<b>445</b>	<b>136</b>	<b>253</b>	<b>2428</b>	<b>71.4</b>
	Conference-Only...	18				424	1059	.400	112	382	.293	276	394	.701	224	428	652	36.2	324	6	256	238	65	144	1236	68.7
	<b>Opponents.....</b>	<b>34</b>				<b>834</b>	<b>1927</b>	<b>.433</b>	<b>246</b>	<b>721</b>	<b>.341</b>	<b>460</b>	<b>632</b>	<b>.728</b>	<b>329</b>	<b>859</b>	<b>1188</b>	<b>34.9</b>	<b>673</b>	<b>-</b>	<b>425</b>	<b>480</b>	<b>108</b>	<b>233</b>	<b>2374</b>	<b>69.8</b>
	Conference-Only...	18				449	1016	.442	126	372	.339	259	335	.773	172	480	652	36.2	349	6	230	264	68	124	1283	71.3

## 2019-20 ROSTER

No.	Name	Pos.	Ht.	Wt.	Yr.	Hometown/Previous School
21	Jared Bynum	G	5-10	175	Fr.	Largo, Md./Saint Joseph's
22	Tommy Dempsey	G	6-2	175	Fr.	Binghamton, N.Y./Seton Catholic
11	Alpha Diallo	G	6-7	210	Sr.	New York, N.Y./Brewster Academy
3	David Duke	G	6-5	200	So.	Providence, R.I./Cushing Academy
24	Andrew Fonts	G	6-2	175	Jr.	Portsmouth, R.I./Portsmouth Abbey School
1	Greg Gantt	F	6-8	205	Fr.	Fayetteville, N.C./Trinity Christian School
15	Emmitt Holt	F	6-7	230	Gr.	Rochester, N.Y./Indian Hills CC
14	Noah Horchler	F	6-8	210	Sr.	Melbourne, Fla./North Florida
2	Kris Monroe	F	6-8	220	So.	Creedmor, N.C./St. David's
5	Jimmy Nichols, Jr.	F	6-8	220	So.	Conway, S.C./Conway High School
12	Luwane Pipkins	G	5-11	180	Gr.	Chicago, Ill./UMass
10	A.J. Reeves	G	6-6	205	So.	Roxbury, Mass./Brimmer and May School
0	Nate Watson	C	6-10	250	Jr.	Arlington, Va./Bishop O'Connell
4	Maliek White	G	6-3	190	Sr.	Richmond, Va./George Wythe High School
13	Kalif Young	F	6-9	250	Sr.	Vaughan, Ontario/Orangeville Prep

## 2019-20 NEWCOMERS

**Greg Gantt, F, Fr., 6-7, 195, Fayetteville, N.C./Trinity Christian School**

- Was ranked the No. 44 player nationally by 247sports.com and No. 47 by ESPN.
- Averaged 17 points, five rebounds and four assists as a senior.

**Tommy Dempsey, G, Fr., 6-2, 160, Binghamton, N.Y./Seton Catholic Central**

- Averaged 21.8 points, 8.6 rebounds, 2.4 assists and 2.8 steals as a senior.
- Averaged 20.3 points and 8.8 rebounds for his high school career.

**Luwane Pipkins, G, Gr., 5-11, 180, Chicago, Ill./U. of Massachusetts**

- Averaged 19.1 points, 11.2 rebounds, 4.0 assists and 3.0 blocks as a senior.
- In his prep career, he had 1,000 points, 500 rebounds and 100 blocks.



## HEAD COACH ED COOLEY

Hired at Providence: March 22, 2011

**Coaching File:** Fairfield, Head coach (2007-11); Boston College, Assistant coach (1997-06); Rhode Island, Assistant coach (1996-97); Stonehill College, Assistant coach (1995-96); UMass-Dartmouth, Assistant coach (1994-95).

**Highlights:** 2019 NIT; 2018 NCAA; 2017 NCAA; 2016 NCAA (Second Round); 2015 NCAA; 2014 NCAA; 2014 BIG EAST Tournament title; 2013 NIT quarterfinals; 2011 NIT

second round. Posted a school record streak of five straight NCAA appearances from 2014-2018.

**Collegiate File:** Was a four-year player at Stonehill College and a three-time captain.

**Education:** B.A., History, Stonehill, 1994.

**Personal:** A native of Providence, attended Central High School and earned two Rhode Island High School Player of the Year honors before attending Stonehill. He and his wife, Nurys, have a daughter Olivia, and a son, Isaiah.

## COOLEY'S RECORD

Career Record (13 years).....	254-179 (.587)
Providence Record (eight years).....	162-110 (.596)
Fairfield Record (five years).....	92-69 (.571)
BIG EAST Regular Season Record (eight years).....	71-73 (.493)
BIG EAST Tournament Record (eight years).....	8-7 (.533)
BIG EAST Overall Record (eight years).....	79-80 (.497)
NCAA Record (five appearances).....	1-5 (.167)
NIT Record (three appearances).....	3-3 (.500)

## YEAR-BY-YEAR

		Overall	Conference	Conf. Tourn.	Postseason
2006-07	Fairfield	13-19	10-8/T5th	0-1	
2007-08	Fairfield	14-16	11-7/T5th	0-1	
2008-09	Fairfield	17-15	9-9/T4th	1-1	
2009-10	Fairfield	23-11	13-5/2nd	2-1/2nd	
2010-11	Fairfield	25-8	15-3/1st	1-1	NIT 1-1
2011-12	Providence	15-17	4-14/15th	0-1	
2012-13	Providence	19-15	9-9/T9th	0-1	NIT 2-1
2013-14	Providence	23-12	10-8/T3rd	3-0/1st	NCAA 0-1
2014-15	Providence	22-12	11-7/4th	1-1	NCAA 0-1
2015-16	Providence	24-11	10-8/T4th	1-1	NCAA 1-1
2016-17	Providence	20-13	10-8/T3rd	0-1	NCAA 0-1
2017-18	Providence	21-14	10-8/T3rd	2-1	NCAA 0-1
2018-19	Providence	18-16	7-11/T8th	1-1	NIT 0-1

## REGULAR SEASON GAMES

**Home Record:** 175-158  
**Best Home Record:** 8-1 in 1993-94  
**Worst Home Record:** 0-3 in 1979-80  
**Most Consecutive Home Wins:** 8 over 1995-96 and 1996-97 seasons  
**Most Consecutive Home Losses:** 7 over 1979-80/80-81 seasons  
**Road Record:** 105-228  
**Best Road Record:** 6-2 in 2003-04  
**Worst Road Record:** 0-9 in 2010-11  
**Most Consecutive Road Wins:** 3 in 1988-89, 1989-90 and 2000-01  
**Most Consecutive Road Losses:** 15 over 2009-10 and 2010-11 seasons  
**Longest Winning Streak:** 6 games in 1986-87  
**Longest Losing Streak:** 11 games over 1979-80/80-81 seasons  
**Longest Losing Streak (single season):** 10 games in 2009-10

## BIG EAST REGULAR SEASON RESULTS

Year	Won-Lost	Home	Away	Finish	Championship Seed
1979-80	0-6	0-3	0-3	7th	#7
1980-81	3-11	2-5	1-6	8th	#8
1981-82	2-12	2-5	0-7	7th (tie)	#7
1982-83	4-12	2-6	2-6	8th	#8
1983-84	5-11	4-4	1-7	7th (tie)	#8
1984-85	3-13	2-6	1-7	8th	#8
1985-86	7-9	4-4	3-5	5th	#5
1986-87	10-6	6-2	4-4	4th (tie)	#4
1987-88	5-11	5-3	0-8	8th	#8
1988-89	7-9	4-4	3-5	5th (tie)	#6
1989-90	8-8	4-4	4-4	5th (tie)	#6
1990-91	7-9	6-2	1-7	7th (tie)	#7
1991-92	6-12	4-5	2-7	9th	#9
1992-93	9-9	6-3	3-6	4th (tie)	#5
1993-94	10-8	8-1	2-7	4th (tie)	#4
1994-95	7-11	5-4	2-7	6th (tie)	#6
1995-96	9-9	5-4	4-5	3rd, BE 7	#6
1996-97	10-8	7-2	3-6	2nd BE 7	#4
1997-98	7-11	4-5	3-6	4th, BE 7	#8
1998-99	9-9	4-5	5-4	6th (tie)	#7
1999-00	4-12	2-6	2-6	12th	#12
2000-01	11-5	6-2	5-3	2nd, East	#2 East
2001-02	6-10	5-3	1-7	6th, East	#6 East
2002-03	8-8	5-3	3-5	3rd (tie), East	#3 East
2003-04	11-5	5-3	6-2	3rd (tie)	#3
2004-05	4-12	2-6	2-6	9th	#9
2005-06	5-11	3-5	2-6	13th	(DNQ)
2006-07	8-8	6-2	2-6	10th	#10
2007-08	6-12	4-5	2-7	12th (tie)	#2
2008-09	10-8	6-3	4-5	7th (tie)	#8
2009-10	4-14	2-7	2-7	15th	#15
2010-11	4-14	4-5	0-9	14th	#14
2011-12	4-14	3-6	1-8	15th	#15
2012-13	9-9	5-4	4-5	9th (tie)	#9
2013-14	10-8	6-3	4-5	3rd (tie)	#4
2014-15	11-7	6-3	5-4	4th	#4
2015-16	10-8	5-4	5-4	4th (tie)	#4
2016-17	10-8	6-3	4-5	3rd (tie)	#3
2017-18	10-8	6-3	4-5	3rd (tie)	#5
2018-19	7-11	4-5	3-6	8th (tie)	#8

## 2018-19 RESULTS (18-16, 7-11 BIG EAST)

(HOME: 11-7/AWAY: 5-6/NEUTRAL: 2-3)

			Attendance	High Scorer/Rebounder
<b>NOVEMBER</b>				
6	Siena	W, 77-67	8,021	Reeves 29/Diallo 11
<i>Veterans Classic, Annapolis, Md.</i>				
9	vs. Wichita State	L, 83-80	5,710	Diallo 27/Diallo 10
13	Holy Cross	W, 70-61	6,042	Diallo 18/Two with 10
<i>Hall of Fame Classic, Uncasville, Conn.</i>				
17	vs. South Carolina	W, 76-67	7,231	Duke 20/Diallo 9
18	vs. Michigan	L, 66-47	6,825	Duke 12/Diallo 7
24	Iona	W, 91-79	8,187	Diallo 23/Diallo 9
27	Fairleigh Dickinson	W, 69-59	4,879	Diallo 20/Diallo 9
<b>DECEMBER</b>				
1	Rhode Island	W, 59-50	12,997	Reeves 15/Diallo 8
4	at Boston College	W, 100-95 ot	5,453	Reeves 24/Watson 10
7	Massachusetts	L, 79-78	10,427	Diallo 21/Diallo 7
16	Central Connecticut	W, 87-63	6,876	White 18/Diallo 8
18	Albany	W, 73-43	4,855	Diallo 20/Diallo 10
21	at Texas	W, 71-65	8,610	Diallo 20/Young 8
31	CREIGHTON	L, 79-68	11,413	Diallo 18/Diallo 10
<b>JANUARY</b>				
5	VILLANOVA	L, 65-59	12,410	Ashton-Langford 20/Watson 8
12	at GEORGETOWN	L, 96-90 2ot	10,113	Diallo 24/Diallo 13
15	SETON HALL	W, 72-63	11,367	Duke 18/Diallo 8
20	at MARQUETTE	L, 79-68	17,524	Watson 21/Jackson 7
23	at XAVIER	W, 64-62	10,142	Jackson 13/Two with 6
27	DEPAUL	W, 70-67	12,009	Diallo 20/Diallo 9
30	at SETON HALL	L, 65-63	7,858	Diallo 21/Jackson 7
<b>FEBRUARY</b>				
2	at DEPAUL	L, 67-55	5,173	Duke 17/Diallo 8
6	GEORGETOWN	L, 76-67	12,115	Diallo 22/Diallo 6
9	at ST. JOHN'S (MSG)	W, 70-56	16,268	Watson 18/Diallo 15
13	at VILLANOVA (PAV)	L, 85-67	6,501	Watson 18/Diallo 7
16	XAVIER	L, 75-61	12,410	Watson 16/Young 7
20	ST. JOHN'S	W, 78-59	9,872	Watson 21/Diallo 11
23	MARQUETTE	L, 76-58	12,890	Diallo 19/Duke 8
26	at BUTLER	W, 73-67 ot	8,149	Watson 21/Diallo 7
<b>MARCH</b>				
6	at CREIGHTON	L, 76-70 ot	16,903	Jackson 21/Diallo 12
9	BUTLER	W, 83-70	12,004	Reeves 24/Diallo 9
13	vs. Butler (BET)	W, 80-57	19,812	White 19/Diallo 8
14	vs. Villanova (BET)	L, 73-62	19,534	Watson 15/Reeves 10
19	Arkansas (NIT)	L, 84-72	3,057	White 19/Diallo 11

(MSG) Madison Square Garden; (PAV) Finneran Pavilion; (BET) BIG EAST Tournament; (NIT) National Invitational Tournament

## BIG EAST CHAMPIONSHIP RESULTS (1980-2019)

vs.	Won	Lost	vs.	Won	Lost	vs.	Won	Lost
Butler	2	0	Louisville	0	1	Syracuse	1	2
Boston College	1	1	Marquette	0	1	Villanova	1	10
Cincinnati	0	1	Notre Dame	1	0	West Virginia	2	3
Connecticut	2	2	Pittsburgh	0	1	Xavier	1	0
Creighton	2	1	Rutgers	1	0	<b>Total</b>	<b>24</b>	<b>37</b>
DePaul	1	0	St. John's	5	2			
Georgetown	1	7	Seton Hall	3	5			

## CAREER LEADERS

Points	Total-Avg.
Ryan Gomes, 2001-05	2138-18.4
LaDontae Henton, 2011-15	2059-15.3
Jimmy Walker, 1963-67	2045-25.2
Eric Murdock, 1987-91	2021-17.3
Bryce Cotton, 2010-14	1975-15.2
Jamel Thomas, 1995-99	1971-15.9
Marvin Barnes, 1970-74	1839-20.7
Joe Hassett, 1973-77	1828-14.7
Bruce Campbell, 1974-78	1809-14.8
Ernie DiGregorio, 1969-73	1760-20.5

Rebounds	Total-Avg.
Marvin Barnes, 1970-74	1592-17.9
Jim Hadnot, 1958-62	1299-15.5
John Thompson, 1960-64	1061-13.4
Geoff McDermott, 2005-09	1055-8.7
LaDontae Henton, 2011-15	1,054-7.8
Michael Smith, 1991-94	1038-11.4
Ryan Gomes, 2001-05	1028-8.9
Bruce Campbell, 1974-78	949-7.8
Otis Thorpe, 1980-84	902-7.8
Bill Eason, 1974-78	800-6.9
Dickey Simpkins, 1990-94	790-6.3


Assists	Total
Vincent Council, 2009-13	725
Ernie DiGregorio, 1969-73	662
Kyron Cartwright, 2014-18	646
Kris Dunn, 2012-16	552
Billy Donovan, 1983-87	546
Carlton Screen, 1986-90	532
Ricky Tucker, 1979-83	520
Bob Misevicius, 1974-78	490
Eric Murdock, 1987-91	487
Vinnie Ernst, 1959-63	487
Geoff McDermott, 2005-09	478

Steals	Total
John Linehan, 1997-02	385
Eric Murdock, 1987-91	376
Carlton Screen, 1986-90	228
Kris Dunn, 2012-16	208
Harold Starks, 1982-86	207
Geoff McDermott, 2005-09	205
Corey Wright, 1996-99	181
Ryan Gomes, 2001-05	181
Joe Hassett, 1973-77	176
Michael Brown, 1992-96	174

Blocked Shots	Total
Marvin Barnes, 1970-74	333
Marcus Douthit, 2000-04	295
Bob Cooper, 1973-77	284
Herbert Hill, 2004-07	189
Steve Wright, 1984-88	184
Carson Desrosiers, 2011-15	161
Randall Hanke, 2004-09	155
Rich Hunger, 1977-81	144
Bilal Dixon, 2009-12	141
Bob Misevicius, 1974-78	121



L.J. Figueroa



## QUICK FACTS

**Location:** Queens, N.Y.  
**Enrollment:** 20,729  
**Founded:** 1870  
**Nickname:** Red Storm  
**Colors:** Red and White  
**Home Courts:** Carnesecca Arena (5,602)  
 Madison Square Garden (19,786)

## COACHING STAFF

**Head Coach**  
 Mike Anderson: (Tulsa '82)  
 Office Phone: (718) 990-6225

**Associate Head Coach:**  
 T.J. Cleveland (Arkansas '02)

**Assistant Coaches:**  
 Van Macon (Southampton '94)  
 Steve DeMeo (Buffalo, 87)

## ADMINISTRATION

**President**  
 Conrado "Bobby" Gempeaw, Ph.D.

**Director of Athletics**  
 Mike Cragg  
 Athletics Phone: (718) 990-6138

**Associate AD/Communications**  
 Steve Dombroski  
 Office Phone: (718) 990-6897  
 Cell Phone: (518) 928-6103  
 Email: dombross@stjohns.edu

## 2019-20 SCHEDULE

<b>NOVEMBER</b>	
6	Mercer (FS1) ..... 6:30
9	Central Connecticut (FS2) ..... 4:00
12	New Hampshire (FS2) ..... 7:00
<i>Hall of Fame Tipoff, Uncasville, Conn.</i>	
16	Vermont (FS2) ..... 4:00
20	Columbia (FS1) ..... 7:00
23	vs. Arizona State (ESPN3) ..... 2:30
24	vs. Virginia/UMass (ESPN/2) ..... 1:00/3:30
30	Wagner (FS2) ..... Noon

<b>DECEMBER</b>	
3	Saint Peter's (FS1) ..... 6:30
<i>BIG EAST/Big 12</i>	
7	West Virginia <sup>MSG</sup> (FS1) ..... Noon
10	Brown (FS1) ..... 7:00
18	Albany (FS1) ..... 8:30
<i>Al Attles Classic, San Francisco, Calif.</i>	
21	vs. Arizona (ESPN2) ..... 10:00
31	BUTLER (FS1) ..... 7:30

<b>JANUARY</b>	
5	AT XAVIER (FOX) ..... Noon/4:30
8	AT GEORGETOWN (FS1) ..... 6:30
11	DEPAUL <sup>MSG</sup> (FSN) ..... Noon
15	AT PROVIDENCE (FS1) ..... 8:30
18	SETON HALL <sup>MSG</sup> (FOX) ..... Noon
21	AT MARQUETTE (FS1) ..... 9:00
25	AT DEPAUL (FS1) ..... 2:00
28	VILLANOVA <sup>MSG</sup> (FS1) ..... 6:30

<b>FEBRUARY</b>	
2	GEORGETOWN <sup>MSG</sup> (CBS) ..... 1:00
8	AT CREIGHTON (CBSSN) ..... 6:00
12	PROVIDENCE (CBSSN) ..... 8:30
17	XAVIER <sup>MSG</sup> (FS1) ..... 6:30
23	AT SETON HALL (CBS) ..... 2:00
26	AT VILLANOVA (FS1) ..... 6:30

<b>MARCH</b>	
1	CREIGHTON (FS1) ..... Noon
4	AT BUTLER (CBSSN) ..... 7:00
7	MARQUETTE <sup>MSG</sup> (FSN) ..... Noon

<sup>MSG</sup> Madison Square Garden; All times are Eastern.

## RED STORM PREVIEW

### The Big Picture

Mike Anderson, with 17 seasons as a head coach and a tenure as an assistant that included a national championship, is the new coach at St. John's. His first Red Storm team will feature two experienced and formidable BIG EAST players. Anderson's initial challenge will be to build around those two as he implements his aggressive and pressing style. Among these candidates are some transfers and some freshmen. Last year, St. John's returned to the NCAA Tournament for the first time since 2015 and finished with a 21-13 record and an 8-10 BIG EAST mark.

### Who's Back

Mustapha Heron, a 6-5 senior guard, was second on the team in scoring with a 14.6 average and pulled down 4.6 rebounds. He shot 40.3 percent from 3-point range and was a part of the team that the BIG EAST sent to the Pan Am Games to represent Team USA. L.J. Figueroa, a 6-6 junior wing finished right behind Heron in scoring with a 14.4 mark. Like Heron, he also shot well from beyond the arc, making 38.3 percent and averaged 6.4 rebounds. And Figueroa also participated in the Pan Am Games, playing for his native Dominican Republic. Guard Greg Williams Jr. showed some promise in limited playing time. The same can be said for 6-9 forward Josh Roberts and 6-6 forward Marcellus Earlington.

### Who's Gone

Guard Shamorie Ponds, an All-BIG EAST First Team selection, ranked third in the league in scoring with a 19.7 average, second in the league in assists with a 5.1 mark and first in the league in steals at 2.6. Guard Justin Simon was the BIG EAST Defensive Player of the Year while averaging 10.4 points and 5.1 boards. Forward Marvin Clark II averaged 10.5 points and 5.4 rebounds. Reserve guard Bryan Trimble and forward Sedee Keita both transferred after seeing limited duty.

### What's Ahead

Anderson has a good number of choices among returnees, transfers and freshmen to start along with Heron and Figueroa. In the backcourt, the new candidates include graduate transfer Nick Rutherford from Monmouth, junior Rasheem Dunn and freshman John McGriff. On the wing, 6-6 sophomore David Caraher is a transfer from Houston Baptist where he was the Southland Conference Freshman of the Year in 2017-18. Six-seven Julian Champagnie will compete as a freshman. At forward, 6-7 Damien Sears is a junior college transfer and 6-9 sophomore Ian Steere, who was a high school teammate of Caraher, transferred from N.C. State.

## 2018-19 STATISTICS

##	Player	GP	GS	Min	Avg	TOTAL			3-PTS			REBOUNDS			PF	FO	A	TO	Blk	Stl	Pts	Avg					
						FG	FGA	Pct	3FG	FGA	Pct	FT	FTA	Pct									Off	Def	Tot	Avg	
02	PONDS, Shamorie	33	33	1159	35.1	216	477	.453	65	184	.353	153	183	.836	32	104	136	4.1	66	0	169	65	9	87	650	19.7	
	Conference-Only...	17	17	627	36.9	115	271	.424	37	106	.349	81	99	.818	15	57	72	4.2	43	0	80	38	4	44	348	20.5	
14	HERON, Mustapha	31	30	984	31.7	153	348	.440	48	119	.403	98	130	.754	30	114	144	4.6	97	5	41	71	6	33	452	14.6	
	Conference-Only...	15	14	469	31.3	74	159	.465	24	60	.400	50	64	.781	11	55	66	4.4	45	3	12	32	3	12	222	14.8	
30	FIGUEROA, LJ	34	32	1088	32.0	199	388	.513	51	133	.383	42	67	.627	52	164	216	6.4	85	2	57	45	7	61	491	14.4	
	Conference-Only...	18	18	574	31.9	103	203	.507	24	62	.387	24	37	.649	25	77	102	5.7	50	2	34	25	4	35	254	14.1	
13	CLARK II, Marvin	34	33	1021	30.0	115	295	.390	72	204	.353	54	68	.794	26	159	185	5.4	126	12	44	46	21	30	356	10.5	
	Conference-Only...	18	18	571	31.7	63	163	.387	40	111	.360	21	26	.808	16	86	102	5.7	68	7	19	14	9	15	187	10.4	
05	SIMON, Justin	34	33	1117	32.9	140	303	.462	11	38	.289	62	102	.608	40	132	172	5.1	90	5	108	73	22	50	353	10.4	
	Conference-Only...	18	18	601	33.4	79	169	.467	6	22	.273	32	51	.627	18	70	88	4.9	53	4	60	43	13	24	196	10.9	
03	DIXON, Mikey	14	1	244	17.4	31	67	.463	13	30	.433	7	16	.438	4	14	18	1.3	16	0	15	10	1	9	82	5.9	
	Conference-Only...	2	0	8	4.0	0	0	.000	0	0	.000	0	0	.000	0	0	0	0.0	3	0	1	1	0	0	0	0.0	
12	TRIMBLE JR., Bryan	33	3	536	16.2	26	79	.329	24	75	.320	2	2	1.000	2	42	44	1.3	58	0	14	14	9	10	78	2.4	
	Conference-Only...	17	2	314	18.5	15	39	.385	14	36	.389	2	2	1.000	0	23	23	1.4	26	0	10	5	4	7	46	2.7	
0	KEITA, Sedee	22	3	305	13.9	18	45	.400	0	1	.000	11	20	.550	12	33	45	2.0	49	1	10	11	20	9	47	2.1	
	Conference-Only...	2	2	230	14.4	14	35	.400	0	1	.000	9	18	.500	8	19	27	1.7	33	0	8	9	16	7	37	2.3	
10	EARLINGTON, M.	15	0	59	3.9	13	28	.464	2	9	.222	3	7	.429	11	12	23	1.5	8	0	2	4	2	31	2.1		
	Conference-Only...	7	0	31	4.4	6	14	.429	0	3	.000	2	2	1.000	6	7	13	1.9	3	0	0	0	4	1	14	2.0	
04	WILLIAMS JR., Greg	28	1	235	8.4	20	40	.500	3	15	.200	13	18	.722	9	18	27	1.0	34	0	11	15	5	8	56	2.0	
	Conference-Only...	16	0	139	8.7	12	27	.444	2	11	.182	4	5	.800	4	11	15	0.9	18	0	6	9	5	6	30	1.9	
01	ROBERTS, Josh	18	1	113	6.3	11	25	.440	0	0	.000	0	3	.000	14	14	28	1.6	20	1	2	1	7	2	22	1.2	
	Conference-Only...	10	1	82	8.2	8	16	.500	0	0	.000	0	0	.000	11	8	19	1.9	13	1	2	1	4	2	16	1.6	
23	COLE, Justin	6	0	9	1.5	2	3	.667	0	0	.000	1	2	.500	0	0	0	0.0	1	0	1	0	0	0	5	0.8	
	Conference-Only...	1	0	2	2.0	0	0	.000	0	0	.000	0	0	.000	0	0	0	0.0	1	0	1	0	0	0	0	0.0	
24	LAWRENCE, Brandon	2	0	2	1.0	0	0	.000	0	0	.000	0	2	.000	0	0	0	0.0	0	0	0	0	0	1	0	0.0	
	Conference-Only...	0	0	0	0.0	0	0	.000	0	0	.000	0	0	.000	0	0	0	0.0	0	0	0	0	0	0	0	0.0	
32	CAMUS, Jay	4	0	6	1.5	0	2	.000	0	1	.000	0	0	.000	0	0	0	0.0	0	0	0	0	0	0	0	0.0	
	Conference-Only...	1	0	2	2.0	0	1	.000	0	1	.000	0	0	.000	0	0	0	0.0	0	0	0	0	0	0	0	0.0	
TEAM.....																											
Conference-Only...																											
<b>Total.....</b>		<b>34</b>				<b>944 2100</b>		<b>.450</b>		<b>289 809</b>		<b>.357 446 620</b>		<b>.719</b>		<b>268 849</b>		<b>1117 32.9</b>		<b>651 26 472 357</b>		<b>111 302</b>		<b>2623 77.1</b>			
<b>Conference-Only...</b>		<b>18</b>				<b>489 1097</b>		<b>.446</b>		<b>147 413</b>		<b>.356 225 304</b>		<b>.740</b>		<b>133 431</b>		<b>564 31.3</b>		<b>357 17 233 180</b>		<b>66 153</b>		<b>1350 75.0</b>			
<b>Opponents.....</b>		<b>34</b>				<b>853 1961</b>		<b>.435</b>		<b>283 828</b>		<b>.342 553 779</b>		<b>.710</b>		<b>354 964</b>		<b>1318 38.8</b>		<b>579 - 462 529</b>		<b>82 176</b>		<b>2542 74.8</b>			
<b>Conference-Only...</b>		<b>18</b>				<b>458 1046</b>		<b>.438</b>		<b>153 449</b>		<b>.341 309 428</b>		<b>.722</b>		<b>208 509</b>		<b>717 39.8</b>		<b>290 4 267 258</b>		<b>46 87</b>		<b>1378 76.6</b>			

## 2019-20 ROSTER

No.	Name	Pos.	Ht.	Wt.	Yr.	Hometown/Previous School
5	David Caraher	G/F	6-6	220	So.	Chapel Hill, N.J./Houston Baptist U.
2	Julian Champagnie	G/F	6-7	220	Fr.	Brooklyn, N.Y./Bishop Loughlin
23	Justin Cole	G	6-2	185	Sr.	Rockville Centre, N.Y./Archbishop Molloy
3	Rasheem Dunn	G	6-2	220	Fr.	Brooklyn, N.Y. (Bishop Loughlin)
10	Marcellus Earlington	F	6-5	220	So.	Stony Point, N.Y./Don Bosco Prep (N.J.)
30	LJ Figueroa	G/F	6-6	195	Jr.	Lawrence, Mass./Odessa JC (Tex.)
0	Mustapha Heron	G	6-5	220	Sr.	Waterbury, Conn./Auburn U.
24	Brandon Lawrence	G	6-2	170	Sr.	Union City, Calif./Moreau Catholic
11	John McGriff	G	6-0	180	Fr.	Bowie, Md./Bishop McNamara
12	Thomas O'Connell	G	6-2	195	Gr.	Mineola, N.Y. (Maryland)
1	Josh Roberts	F	6-9	210	So.	Troy, Ala./Montverde Academy (Fla.)
15	Damien Sears	F	6-7	230	Jr.	Haughton, La./Western Oklahoma State
33	Ian Steere	F	6-9	260	So.	Sanford, N.C./NC State
4	Greg Williams Jr.	G	6-3	205	So.	Lafayette, La./Lafayette Christian Acad.

## 2019-20 NEWCOMERS

- David Caraher, G-F, So., 6-6, 220, Chapel Hill, N.C./Houston Baptist**
- Was Southland Conference Freshman of the Year in 2017-18 and averaged 16.2 points and 7.2 boards.
- Julian Champagnie, G-F, Fr., 6-7, 220, Brooklyn, N.Y./Bishop Loughlin**
- Averaged 17.2 points as a senior and earned All-CHSAA "AA" First Team honors.
- Rasheem Dunn, G, Jr., Brooklyn, N.Y./Cleveland St.**
- After sitting out last year at Cleveland State, averaged 15.4 points in 2017-18 at St. Francis N.Y.
- John McGriff, G, Fr., 6-0, 180, Bowie, Md./Bishop McNamara**
- Averaged 12 points and five assists last year, helping team to Wash. D.C. Catholic quarterfinals.
- Nick Rutherford, G, Gr., 6-3, 185, Indianapolis, Ind./Monmouth U.**
- Led Monmouth to MAAC title game last year after playing two seasons at FAU.
- Damien Sears, F, 6-7, 230, Haughton, La./Western Oklahoma State**
- Averaged 12.8 points, 8.6 rebounds last year at Western Oklahoma JC.
- Ian Steere, F, So., 6-9, 260, Sanford, N.C./N.C. State**
- A high school teammate of David Caraher, he played one game at NC State in 2018-19.



## HEAD COACH MIKE ANDERSON

Hired at St. John's: April 19, 2019

**Coaching File:** Head coach, Arkansas, 2011-19; Head coach, Missouri, 2006-11; Head coach, UAB, 2002-06; Assistant coach: Arkansas 1985-2002.

**Highlights:** In 17 seasons as a head coach, has never had a losing record; Nine NCAA bids, including two Sweet 16 (2009, 2004) and one Elite Eight (2009); As an assistant to Nolan Richardson at Arkansas, three Final Fours, including 1994 NCAA National Championship.

**Collegiate File:** Played for Nolan Richardson at Tulsa for two seasons. Team won the NIT in 1981 and earned at NCAA berth in 1982.

**Education:** Education, Tulsa, '82.

**Personal:** Birthdate: 12-12-59; A native of Birmingham, Ala., he and his wife, Marcheita, have three children: Darcheita, Michael Jr. and Yvonne. Michael Jr. played at Missouri under his father. Yvonne played at Texas and now plays in Turkey.

### ANDERSON'S RECORD

Career Record (17 years).....	369-200 (.649)
Arkansas Record (eight years).....	169-102 (.624)
Missouri Record (five years).....	111-57 (.661)
UAB Record (four years).....	89-41 (.685)
BIG EAST Record .....	First Year

### YEAR-BY-YEAR

	Overall	Conference	Conf. Tourn.	Postseason
2002-03	UAB 21-13	8-8/T2nd	3-1	NIT 2-1
2003-04	UAB 22-10	12-4/T1st	1-1	NCAA 2-1
2004-04	UAB 22-11	10-6/T4th	2-1	NCAA 1-1
2005-06	UAB 24-7	12-2/2nd	2-1	NCAA 1-1
2006-07	Missouri 18-12	7-9/6th	0-1	—
2007-08	Missouri 16-16	6-10/10th	0-1	—
2008-09	Missouri 31-7	12-4/3rd	3-0/1st	NCAA 3-1
2009-10	Missouri 23-11	10-6/5th	0-1	NCAA 1-1
2010-11	Missouri 23-11	8-8/T5th	1-1	NCAA 0-1
2011-12	Arkansas 18-14	6-10/9th	0-1	—
2012-13	Arkansas 19-13	10-8/7th	0-1	—
2013-14	Arkansas 22-12	10-8/5th	0-1	NIT 1-1
2014-15	Arkansas 27-9	13-5/2nd	2-1	NCAA 1-1
2015-16	Arkansas 16-16	9-9/8th	0-1	—
2016-17	Arkansas 26-10	12-6/T3rd	2-1	NCAA 1-1
2017-18	Arkansas 23-12	10-8/T4th	2-1	NCAA 0-1
2018-19	Arkansas 18-16	8-10/T9th	0-1	NIT 1-1

### REGULAR SEASON GAMES

**Home Record:** 199-134  
**Best Home Record:** 8-0 in 1985-86, 1999-00; 7-0 in 1980-81  
**Worst Home Record:** 1-8 in 2015-16  
**Most Consecutive Home Wins:** 16 over 1998-99/99-00/00-01 seasons  
**Most Consecutive Home Losses:** 7 games over 1993-94/94-95 seasons  
**Road Record:** 129-204  
**Best Road Record:** 8-0 in 1984-85  
**Worst Road Record:** 0-9 in 2015-16  
**Most Consecutive Road Wins:** 9 over 1984-85/85-86 seasons  
**Most Consecutive Road Losses:** 16 games over 2003-04 and 2004-05  
**Longest Winning Streak:** 14 games in 1984-85  
**Longest Losing Streak:** 13 games in 2015-16 and over 2017-18 and 2017-18

### BIG EAST REGULAR SEASON RESULTS

Year	Won-Lost	Home	Away	Finish	Championship Seed
1979-80	5-1	2-1	3-0	1st (3 tied)	#2
1980-81	8-6	7-0	1-6	3rd (3 tied)	#3
1981-82	9-5	4-3	5-2	3rd	#3
1982-83	12-4	7-1	5-3	1st (3 tied)	#3
1983-84	8-8	5-3	3-5	4th (tie)	#5
1984-85	15-1	7-1	8-0	1st	#1
1985-86	14-2	8-0	6-2	1st (tie)	#1
1986-87	10-6	6-2	4-4	4th (tie)	#5
1987-88	8-8	4-4	4-4	5th (tie)	#5
1988-89	6-10	5-3	1-7	7th (tie)	#8
1989-90	10-6	4-4	6-2	4th	#4
1990-91	10-6	7-1	3-5	2nd	#2
1991-92	12-6	8-1	4-5	1st (tie)	#3
1992-93	12-6	8-1	4-5	2nd	#2
1993-94	5-13	3-6	2-7	9th	#9
1994-95	7-11	4-5	3-6	6th (tie)	#8
1995-96	5-13	4-5	1-8	5th, BE 6	#11
1996-97	8-10	3-6	5-4	4th, BE 6	#10
1997-98	13-5	6-3	7-2	2nd, BE 6	#3
1998-99	14-4	7-2	7-2	3rd	#3
1999-00	12-4	8-0	4-4	3rd	#3
2000-01	8-8	6-2	2-6	3rd (tie), East	#3 East
2001-02	9-7	7-1	2-6	3rd, East	#3 East
2002-03	7-9	3-5	4-4	5th, East	#5 East
2003-04	1-15	1-7	0-8	14th	DNQ
2004-05	3-13	3-5	0-8	11th	N/A
2005-06	5-11	3-5	2-6	13th (tie)	DNQ
2006-07	7-9	6-2	1-7	11th	#11
2007-08	5-13	3-6	2-7	14th	DNQ
2008-09	6-12	5-4	1-8	13th	#13
2009-10	6-12	3-6	3-6	13th	#13
2010-11	12-6	7-2	5-4	3rd (tie)	#5
2011-12	6-12	4-5	2-7	11th (tie)	#12
2012-13	8-10	5-4	3-6	11th	#11
2013-14	10-8	6-3	4-5	T3rd	#5
2014-15	10-8	7-2	3-6	5th	#5
2015-16	1-17	1-8	0-9	10th	#10
2016-17	7-11	5-4	2-7	8th	#8
2017-18	4-14	2-7	2-7	9th (tie)	#9
2018-19	8-10	5-4	3-6	7th	#7



## 2018-19 RESULTS (21-13, 8-10 BIG EAST)

(HOME: 14-5/AWAY: 4-7/NEUTRAL: 3-1)

			Attendance	High Scorer/Rebounder
<b>NOVEMBER</b>				
6	Loyola, Md. <sup>CA</sup>	W, 76-55	4,863	Ponds 20/Figueroa 8
9	Bowling Green <sup>CA</sup>	W, 84-80	5,174	Heron 26/Heron 6
<i>Gavitt Tipoff Games</i>				
16	at Rutgers	W, 84-65	7,102	Heron 27/Figueroa 11
<i>Legends Classic, Brooklyn, N.Y.</i>				
19	vs. California	W, 82-79	5,967	Ponds 32/Clark II 8
20	vs. VCU	W, 87-86 ot	5,453	Ponds 35/Ponds 7
27	Md.-Eastern Shore <sup>CA</sup>	W, 85-64	4,727	Figueroa 25/Figueroa 13

## DECEMBER

*HoopHall Miami Invitational, Miami, Fla.*

1	vs. Georgia Tech	W, 76-73	5,749	Ponds 37/Simon 7
5	Mount St. Mary's <sup>CA</sup>	W, 85-71	4,928	Clark II 21/Figueroa 11

*Holiday MSG Festival*

9	Princeton <sup>MSG</sup>	W, 89-74	10,078	Ponds 26/Two with 8
16	Wagner <sup>CA</sup>	W, 73-58	5,602	Ponds 16/Ponds 9
19	St. Francis, N.Y. <sup>CA</sup>	W, 86-52	5,151	Two with 13/Figueroa 9
22	Sacred Heart <sup>CA</sup>	W, 104-82	5,602	Two with 23/Clark II 6
29	at SETON HALL	L, 76-74	10,481	Heron 19/Figueroa 7

## JANUARY

1	MARQUETTE <sup>CA</sup>	W, 89-69	5,602	Ponds 26/Heron 8
5	at GEORGETOWN	W, 97-94	11,115	Ponds 37/Two with 9
8	at VILLANOVA	L, 76-71	6,501	Ponds 23/Figueroa 7
12	DEPAUL <sup>CA</sup>	L, 79-71	5,602	Figueroa 23/Clark II 12
16	CREIGHTON <sup>CA</sup>	W, 81-66	5,602	Ponds 22/Figueroa 16
19	at BUTLER	L, 80-71	9,121	Two with 20/Two with 8
27	GEORGETOWN <sup>MSG</sup>	L, 89-78	17,801	Ponds 21/Simon 7
30	at CREIGHTON	W, 83-67	16,832	Ponds 26/Ponds 8

## FEBRUARY

2	at Duke	L, 91-61	9,314	Figueroa 14/Figueroa 8
5	at MARQUETTE	W, 70-69	14,030	Ponds 28/Ponds 7
9	PROVIDENCE <sup>MSG</sup>	L, 70-56	16,268	Ponds 20/Clark II 8
12	BUTLER <sup>CA</sup>	W, 77-73 ot	5,602	Heron 28/Two with 7
17	VILLANOVA <sup>MSG</sup>	W, 71-65	19,812	Figueroa 22/Figueroa 12
20	at PROVIDENCE	L, 78-59	9,872	Figueroa 16/Three with 5
23	SETON HALL <sup>MSG</sup>	W, 78-70	18,529	Ponds 27/Clark II 6
28	XAVIER <sup>CA</sup>	L, 84-73	5,602	Figueroa 23/Simon 7

## MARCH

3	at DEPAUL	L, 92-83	5,376	Ponds 29/Figueroa 5
9	at XAVIER	L, 81-68	10,391	Figueroa 20/Clark II 8
13	vs. DePaul (BET)	W, 82-74	19,812	Three with 18/Two with 6
14	vs. Marquette (BET)	L, 86-54	19,812	Simon 14/Simon 8
20	vs. Arizona State (NCAA)	L, 74-65	11,827	Ponds 25/Figueroa 10

<sup>CA</sup> Carnesecca Arena; <sup>MSG</sup> Madison Square Garden; (BET) BIG EAST Tournament; (NCAA) NCAA Tournament

## BIG EAST CHAMPIONSHIP RESULTS (1980-2019)

vs.	Won	Lost	vs.	Won	Lost	vs.	Won	Lost
Boston College	4	2	Miami	2	1	Seton Hall	2	1
Connecticut	4	2	Notre Dame	1	1	Syracuse	1	4
DePaul	1	0	Pittsburgh	2	2	Villanova	5	4
Georgetown	3	5	Providence	2	5	Xavier	0	1
Marquette	0	5	Rutgers	2	0	<b>Total</b>	<b>29</b>	<b>33</b>

## CAREER LEADERS

Points	Total-Avg.
Chris Mullin, 1981-85	2440-19.5
Malik Sealy, 1988-92	2402-18.9
D'Angelo Harrison, 2011-15	2178-17.4
Felipe Lopez, 1994-98	1927-16.9
Shamorie Ponds, 2016-19	1870-19.5
Bob Zawoluk, 1949-52	1826-20.1
Zendon Hamilton, 1994-98	1810-15.9
George Johnson, 1974-78	1763-15.1
David Russell, 1979-83	1753-14.6
Glenn Williams, 1973-77	1727-14.9

Rebounds	Total-Avg.
George Johnson, 1974-78	1240-10.6
Lloyd "Sonny" Dove, 1964-67	1036-12.5
Tony Jackson, 1958-61	991-13.0
Zendon Hamilton, 1994-98	949-8.3
LeRoy Ellis, 1959-62	927-12.2
Malik Sealy, 1988-92	880-6.9
Mel Davis, 1970-72	845-15.6
David Russell, 1979-83	832-6.9
Wayne McKoy, 1977-81	824-7.0
Charles Minlend, 1992-97	784-6.9

Assists	Total
Mark Jackson, 1983-87	738
Jason Buchanan, 1989-92	665
Eugene Lawrence, 2004-08	520
Frank Alagia, 1972-76	478
Chris Mullin, 1981-85	449
Shamorie Ponds, 2016-19	413
Malik Booth, 2007-11	370
Bernard Rencher, 1977-80	352
Mel Utley, 1972-75	345
Kevin Cluess, 1972-75	319

Steals	Total
Malik Sealy, 1988-92	238
Shamorie Ponds, 2016-19	225
Jason Buchanan, 1988-92	220
Chris Mullin, 1981-85	213
Marcus Hatten, 2001-03	205
Sir'Dominic Pointer, 2011-15	200
Eugene Lawrence, 2005-08	196
D.J. Kennedy, 2008-11	183
Mark Jackson, 1983-87	174
Erick Barkley, 1998-00	167

Blocked Shots	Total
Chris Obekpa, 2012-15	321
Robert Werdann, 1988-92	188
Sir'Dominic Pointer, 2011-15	173
Wayne McKoy, 1977-81	164
Tariq Owens, 2016-18	163
Bill Wennington, 1981-85	152
Kassoum Yakwe, 2015-18	149
George Johnson, 1974-78	130
Walter Berry, 1984-86	121
Lamont Hamilton, 2003-07	118



Myles Cale



## QUICK FACTS

**Location:** South Orange, N.J.  
**Enrollment:** 10,300  
**Founded:** 1856  
**Nickname:** Pirates  
**Colors:** Blue, Silver and Grey  
**Home Court:** Prudential Center (10,353)

## COACHING STAFF

**Head Coach**  
 Kevin Willard (Pittsburgh '97)  
 Office Phone: (973) 761-9070

**Assistant Coaches**  
 Tony Skinn (VCU '06)  
 Duane Woodward (Boston College '98)  
 Grant Billmeier (Seton Hall '07)

## ADMINISTRATION

**President**  
 Joseph E. Nyre, Ph.D.

**Director of Athletics**  
 Bryan Felt  
 Athletics Phone: (973) 761-9492

**Associate AD/Communications**  
 Thomas Chen  
 Office Phone: (973) 761-9694  
 Email: Thomas.Chen@shu.edu  
 Cell Phone: (914) 843-7185

## 2019-20 SCHEDULE

**NOVEMBER**

5	Wagner <sup>WG</sup> (FS1)	6:30
9	Stony Brook <sup>WG</sup> (FSN)	2:30
<i>Gavitt Tipoff Games</i>		
14	Michigan State (FS1)	8:30
17	at Saint Louis (ESPN2)	4:00
23	Florida A&M (FS2)	12:00
<i>Battle 4 Atlantis, Nassau, Bahamas</i>		
27	vs. Oregon (ESPN2)	9:30
28	vs. SouthernMiss/Gonzaga (ESPN/2)	TBD
30	vs. TBD	TBD

**DECEMBER**

*BIG EAST/Big 12*

8	at Iowa State (TBD)	TBD
14	at Rutgers (BTN)	4:00
19	Maryland (FS1)	7:00
22	Prairie View A&M (FS1)	4:30
30	AT DEPAUL (FS1)	8:30

**JANUARY**

3	GEORGETOWN (FS1)	9:00
8	AT XAVIER (FS1)	8:30
11	MARQUETTE (CBSSN)	4:00
15	AT BUTLER (FS1)	6:30
18	AT ST. JOHN'S <sup>MSG</sup> (FOX)	Noon
22	PROVIDENCE (FS1)	8:30
29	DEPAUL (FS1)	6:30

**FEBRUARY**

1	XAVIER (FOX)	11:00
5	AT GEORGETOWN (FS1)	8:30
8	AT VILLANOVA <sup>WFC</sup> (FOX)	2:30
12	CREIGHTON (FS1)	6:30
15	AT PROVIDENCE (CBSSN)	8:00
19	BUTLER (FS1)	6:30
23	ST. JOHN'S (CBS)	2:00
23	AT MARQUETTE (FOX)	2:30

**MARCH**

4	VILLANOVA (FS1)	8:30
7	AT CREIGHTON (FOX)	2:30

<sup>WG</sup> Walsh Gymnasium; <sup>MSG</sup> Madison Square Garden;  
<sup>WFC</sup> Wells Fargo Center; All times are Eastern.

## PIRATES PREVIEW

### The Big Picture

The Pirates kept their NCAA Tournament and 20-win season streaks intact in 2018-19 when they were invited to the Big Dance and reached 20 victories for a fourth straight year. Those streaks are tied for the longest in school history, matching the run from 1991 to 1994. The Pirates finished 20-14 last season and reached the BIG EAST Tournament title game. This season, with four starters returning, the Pirates certainly want their two streaks to continue and they also have a conference crown and a deeper run in the NCAAs in their sights.

### Who's Back

Senior guard Myles Powell ranked second in the league in scoring with a 23.1 mark, third in 3-pointers with 107 and second in steals at 2.0. He was a unanimous All-BIG EAST First Team pick. Senior guard Quincy McKnight averaged 9.4 points, 3.9 assists and 1.6 steals. Six-six junior Myles Cale averaged 10.2 points, shot 37.8 percent from 3-point range and averaged 4.1 boards. The fourth starter back, 6-11 junior Sandro Mamukelashvili, averaged 8.9 points, 7.8 rebounds and blocked 41 shots. Romaro Gill, a 7-2 senior, is a defensive force off the bench. Forward Taurean Thompson averaged 4.6 points. Jared Rhoden, a 6-6 wing, and guard Anthony Nelson showed promise as freshmen. Reserve guard Shavar Reynolds also returns.

### Who's Gone

The only departing scholarship player was dependable forward Michael Nzei, who averaged 9.0 points and 5.2 rebounds. He was named the outstanding BIG EAST Scholar-Athlete for men's basketball last season. Immediately after graduation, he took a job in finance in New York City.

### What's Ahead

With Powell as their leader, the Pirates appear poised to make a run at the BIG EAST regular-season and Tournament titles. They were 9-9 in the league last year and lost 74-72 to Villanova in the Championship game. The Hall has been strong defensively and may get even better on that end with the addition of Florida State transfer Ike Obiagu, a 7-2 sophomore who is noted for his shot blocking ability. Tyrese Samuel, a 6-10 freshman, will try to make some inroads at the power forward spot.

## 2018-19 STATISTICS

##	Player	GP	GS	Min	Avg	TOTAL			3-PTS			REBOUNDS			PF	FO	A	TO	Blk	Stl	Pts	Avg				
						FG	FGA	Pct	3FG	FGA	Pct	FT	FTA	Pct									Off	Def	Tot	Avg
13	POWELL, Myles	34	34	1223	36.0	252	564	.447	107	295	.363	173	206	.840	26	110	136	4.0	76	0	99	101	6	68	784	23.1
	Conference-Only...	18	18	656	36.4	129	303	.426	50	150	.333	94	111	.847	21	64	85	4.7	45	0	53	63	4	35	402	22.3
22	CALE, Myles	34	34	1026	30.2	124	302	.411	54	143	.378	44	66	.667	20	120	140	4.1	68	2	41	46	3	27	346	10.2
	Conference-Only...	18	18	554	30.8	73	157	.465	32	78	.410	17	29	.586	9	72	81	4.5	39	2	20	22	1	16	195	10.8
00	MCKNIGHT, Quincy	34	33	957	28.1	117	259	.452	18	67	.269	66	103	.641	15	77	92	2.7	103	5	134	86	8	55	318	9.4
	Conference-Only...	18	17	527	29.3	71	155	.458	9	37	.243	27	47	.574	9	37	46	2.6	52	2	87	58	4	32	178	9.9
01	NZEI, Michael	34	30	980	28.8	121	201	.602	0	0	.000	64	93	.688	70	108	178	5.2	90	5	33	35	13	6	306	9.0
	Conference-Only...	18	15	494	27.4	59	103	.573	0	0	.000	37	44	.841	37	51	88	4.9	42	2	16	21	6	3	155	8.6
23	MAMUKELASHVILI, S.	34	34	1000	29.4	107	245	.437	28	93	.301	60	98	.612	76	189	265	7.8	89	2	54	50	41	19	302	8.9
	Conference-Only...	18	18	528	29.3	55	131	.420	15	52	.288	24	35	.686	39	95	134	7.4	45	0	32	33	23	9	149	8.3
15	THOMPSON, Taurean	27	0	279	10.3	50	124	.403	7	29	.241	17	23	.739	25	36	61	2.3	38	0	4	21	13	8	124	4.6
	Conference-Only...	15	0	139	9.3	24	56	.429	4	12	.333	9	12	.750	14	23	37	2.5	13	0	1	13	6	6	61	4.1
14	RHODEN, Jared	34	0	444	13.1	39	114	.342	15	61	.246	21	37	.568	37	52	89	2.6	43	1	12	11	9	18	114	3.4
	Conference-Only...	18	0	247	13.7	25	70	.357	11	40	.275	12	18	.667	21	26	47	2.6	25	0	7	7	3	11	73	4.1
02	NELSON, Anthony	34	0	358	10.5	30	87	.345	6	20	.300	16	23	.696	4	29	33	1.0	29	0	62	27	2	11	82	2.4
	Conference-Only...	18	0	130	7.2	9	29	.310	3	8	.375	2	7	.286	2	12	14	0.8	5	0	24	12	1	1	23	1.3
35	GILL, Romaro	27	3	289	10.7	28	48	.583	0	0	.000	5	14	.357	22	50	72	2.7	54	1	1	19	34	7	61	2.3
	Conference-Only...	12	2	167	13.9	12	21	.571	0	0	.000	1	7	.143	16	27	43	3.6	25	0	1	9	17	5	25	2.1
33	REYNOLDS, Shavar	31	1	261	8.4	17	65	.262	5	32	.156	24	28	.857	11	21	32	1.0	37	0	19	9	1	16	63	2.0
	Conference-Only...	17	1	163	9.6	12	44	.273	4	22	.182	15	18	.833	8	14	22	1.3	22	0	12	7	1	8	43	2.5
32	BRODIE, Darnell	10	1	55	5.5	3	10	.300	0	0	.000	2	6	.333	3	8	11	1.1	9	0	0	2	2	0	8	0.8
	Conference-Only...	6	1	42	7.0	2	6	.333	0	0	.000	1	4	.250	2	6	8	1.3	8	0	0	2	2	0	5	0.8
30	AVENT, Asiah	3	0	6	2.0	0	2	.000	0	1	.000	0	0	.000	0	1	1	0.3	2	0	0	0	0	0	0	0.0
	Conference-Only...	1	0	3	3.0	0	1	.000	0	0	.000	0	0	.000	0	1	1	1.0	1	0	0	0	0	0	0	0.0
	TEAM.....															53	52	105	3.1	0			14			
	Conference-Only...															26	24	50	2.8	0			8			
	<b>Total.....</b>	<b>34</b>				<b>888</b>	<b>2021</b>	<b>.439</b>	<b>240</b>	<b>741</b>	<b>.324</b>	<b>492</b>	<b>697</b>	<b>.706</b>	<b>362</b>	<b>853</b>	<b>1215</b>	<b>35.7</b>	<b>638</b>	<b>16</b>	<b>459</b>	<b>421</b>	<b>132</b>	<b>235</b>	<b>2508</b>	<b>73.8</b>
	<b>Conference-Only...</b>	<b>18</b>				<b>471</b>	<b>1076</b>	<b>.438</b>	<b>128</b>	<b>399</b>	<b>.321</b>	<b>239</b>	<b>332</b>	<b>.720</b>	<b>204</b>	<b>452</b>	<b>656</b>	<b>36.4</b>	<b>322</b>	<b>6</b>	<b>253</b>	<b>255</b>	<b>68</b>	<b>126</b>	<b>1309</b>	<b>72.7</b>
	<b>Opponents.....</b>	<b>34</b>				<b>845</b>	<b>1974</b>	<b>.428</b>	<b>270</b>	<b>793</b>	<b>.340</b>	<b>481</b>	<b>648</b>	<b>.742</b>	<b>352</b>	<b>865</b>	<b>1217</b>	<b>35.8</b>	<b>621</b>	<b>-</b>	<b>449</b>	<b>476</b>	<b>150</b>	<b>195</b>	<b>2443</b>	<b>71.9</b>
	<b>Conference-Only...</b>	<b>18</b>				<b>463</b>	<b>1065</b>	<b>.435</b>	<b>144</b>	<b>416</b>	<b>.346</b>	<b>248</b>	<b>327</b>	<b>.758</b>	<b>190</b>	<b>454</b>	<b>644</b>	<b>35.8</b>	<b>304</b>	<b>7</b>	<b>249</b>	<b>249</b>	<b>76</b>	<b>128</b>	<b>1318</b>	<b>73.2</b>

## 2019-20 ROSTER

No.	Name	Pos.	Ht.	Wt.	Yr.	Hometown/Previous School
30	Asiah Avent	G	6-3	190	Sr.	Springfield, N.J./Franklin
32	Darnell Brodie	F	6-9	265	So.	Newark, N.J./Newark East Side
22	Myles Cale	G	6-6	210	Jr.	Middletown, Del./Appoquinimink
35	Romaro Gill	C	7-2	255	Sr.	St. Thomas, Jamaica/Vincennes University
23	Sandro Mamukelashvili	F	6-10	230	So.	Tbilisi, Ga./Montverde Acad.
0	Quincy McKnight	G	6-4	185	Sr.	Bridgeport, Conn./Sacred Heart U.
1	Takal Molson	G	6-5	205	So.	Buffalo, N.Y./TAAG Academy
2	Anthony Nelson	G	6-4	180	So.	New York, N.Y./South Kent
21	Ike Obiagu	C	7-2	265	So.	Abuja, Nigeria/Florida State
13	Myles Powell	G	6-2	195	Sr.	Trenton, N.J./Trenton Catholic
33	Shavar Reynolds	G	6-2	190	Jr.	Manchester, N.J./Manchester
14	Jared Rhoden	G/F	6-6	210	So.	Baldwin, N.Y./Our Savior Lutheran
4	Tyrese Samuel	F	6-10	220	Fr.	Montreal, Quebec/Orangeville Prep
15	Taurean Thompson	F	6-11	235	Jr.	New York, N.Y./Syracuse Univ.

## 2019-20 NEWCOMERS

**Ike Obiagu, C, So., 7-1, 255, Abuja, Nigeria/Florida State**

- Sat out the 2018-19 season after transferring from Florida State.
- In 2017-18, averaged 2.3 points, 2.6 boards and 2.1 blocks in 10.7 minutes per games for FSU team that reached NCAA Elite Eight.

**Tyrese Samuel, F, Fr., 6-8, Montreal, Quebec/Orangeville Prep (Ontario)**

- Competed for Canada in FIBA U19 World Cup in Greece.
- Was a 2019 BioSteel All-Canadian selection and an Ontario Scholastic Basketball Association All-Star.



## HEAD COACH KEVIN WILLARD

Hired at Seton Hall: March 29, 2010

**Coaching File:** Head coach, Iona, 2007-10; Associate head coach and assistant coach, Louisville, 2001-2007; Coaching associate, Boston Celtics, 1997-2001.

**Highlights:** 2019 NCAA: Assistant coach on BIG EAST/Pan Am Team that won a bronze medal; 2018 NCAA (Second Round); 2017 NCAA; 2016 NCAA; 2016 BIG EAST Coach of the Year with Villanova's Jay Wright; 2012 NIT (Second Round); 2010 MAAC Coach of the Year; Louisville posted a record of 142-58 during his six

seasons as an assistant and made the 2005 Final Four.

**Playing File:** Played three years at Pittsburgh after competing as a freshman at Western Kentucky. He played for his father, Ralph Willard, at both schools. At Pitt, he played 75 games and earned BIG EAST All-Academic honors.

**Education:** B.A., University of Pittsburgh, 1997.

**Personal:** Birthdate: 4-6-75. He and his wife, Julie, have two sons, Colin and Chase.

### WILLARD'S RECORD

Career Record (12 years).....	215-177 (.548)
Seton Hall Record (nine years).....	159-123 (.564)
Iona Record (three years).....	45-49 (.479)
BIG EAST Regular Season Record (nine years).....	71-91 (.438)
BIG EAST Tournament Record (nine years).....	11-8 (.556)
BIG EAST Overall Record (eight years).....	82-99 (.453)
NCAA Record (four appearances).....	1-4 (.200)
NIT Record (one appearance).....	1-1 (.500)

### YEAR-BY-YEAR

		Overall	Conference	Conf. Tourn.	Postseason
2007-08	Iona	12-20	8-10/7th	0-1	—
2008-09	Iona	12-19	7-11/7th	0-1	—
2009-10	Iona	21-10	12-6/3rd	0-1	—
2010-11	Seton Hall	13-18	7-11/12th	0-1	—
2011-12	Seton Hall	21-13	8-10/T9th	1-1	NIT 1-1
2012-13	Seton Hall	15-18	3-15/T12th	1-1	—
2013-14	Seton Hall	17-17	6-12/8th	2-1	—
2014-15	Seton Hall	16-15	6-12/T7th	0-1	—
2015-16	Seton Hall	25-9	12-6/3rd	3-0/1st	NCAA 0-1
2016-17	Seton Hall	21-12	10-8/T3rd	1-1	NCAA 0-1
2017-18	Seton Hall	22-12	10-8/T3rd	0-1	NCAA 1-1
2018-19	Seton Hall	20-14	9-9/T3rd	2-1	NCAA 0-1

### BIG EAST CHAMPIONSHIP RESULTS (1980-2019)

vs.	Won	Lost	vs.	Won	Lost
Boston College	1	4	Pittsburgh	1	1
Butler	1	1	Providence	5	3
Connecticut	2	5	Rutgers	0	2
Creighton	1	1	St. John's	1	2
Georgetown	5	4	USF	2	0
Louisville	0	1	Syracuse	2	5
Marquette	2	1	Villanova	3	4
Miami	2	0	West Virginia	1	1
Notre Dame	1	1	Xavier	1	0
			<b>Total</b>	<b>31</b>	<b>36</b>

### REGULAR SEASON GAMES

**Home Record:** 176-157  
**Best Home Record:** 9-0 in 1992-93  
**Worst Home Record:** 1-7 in 1984-85 and 1982-83  
**Most Consecutive Home Wins:** 15 over 1991-92/92-93 seasons  
**Most Consecutive Home Losses:** 7 in 1984-85  
**Road Record:** 96-237  
**Best Road Record:** 6-3 in 2015-16  
**Worst Road Record:** 0-8 in 1984-85, 1983-84, 1982-83 and 2006-07  
**Most Consecutive Road Wins:** 4 in 1992-93  
**Most Consecutive Road Losses:** 40 from 1980-81 to 1985-86 seasons  
**Longest Winning Streak:** 8 games over 1991-92/92-93 seasons and 2002-03  
**Longest Losing Streak:** 16 games over 1981-82/82-83 seasons  
**Longest Losing Streak (single season):** 15 games in 1984-85

### BIG EAST REGULAR SEASON RESULTS

Year	Won-Lost	Home	Away	Finish	Championship Seed
1979-80	1-5	1-2	0-3	6th	#6
1980-81	4-10	3-4	1-6	7th	#7
1981-82	2-12	2-5	0-7	7th (tie)	#8
1982-83	1-15	1-7	0-8	9th	#9
1983-84	2-14	2-6	0-8	9th	#9
1984-85	1-15	1-7	0-8	9th	#9
1985-86	3-13	2-6	1-7	8th (tie)	#9
1986-87	4-12	2-6	2-6	7th	#7
1987-88	8-8	5-3	3-5	5th (tie)	#6
1988-89	11-5	6-2	5-3	2nd	#2
1989-90	5-11	3-5	2-6	7th (tie)	#7
1990-91	9-7	7-1	2-6	3rd (tie)	#4
1991-92	12-6	7-2	5-4	1st (tie)	#1
1992-93	14-4	9-0	5-4	1st	#1
1993-94	8-10	5-4	3-6	7th	#7
1994-95	7-11	4-5	3-6	6th (tie)	#7
1995-96	7-11	6-3	1-8	5th, BE 7	#9
1996-97	5-13	3-6	2-7	6th, BE 6 (tie)	#13
1997-98	9-9	5-4	4-5	3rd, BE 7	#6
1998-99	8-10	6-3	2-7	8th (tie)	#8
1999-00	10-6	5-3	5-3	4th (tie)	#5
2000-01	5-11	4-4	1-7	6th, West	#6 West
2001-02	5-11	3-5	2-6	6th, West	#6 West
2002-03	10-6	7-1	3-5	3rd (tie), West	#3 West
2003-04	10-6	6-2	4-4	5th (tie)	#6
2004-05	4-12	3-5	1-7	9th (tie)	#10
2005-06	9-7	5-3	4-4	7th	#7
2006-07	4-12	4-4	0-8	13th	DNQ
2007-08	7-11	4-5	3-6	11th	#11
2008-09	7-11	4-5	3-6	11th (tie)	#11
2009-10	9-9	6-3	3-6	9th (tie)	#10
2010-11	7-11	4-5	3-6	12th	#12
2011-12	8-10	6-3	2-7	9th (tie)	#10
2012-13	3-15	2-7	1-8	12th (tie)	#12
2013-14	6-12	3-6	3-6	8th	#8
2014-15	6-12	4-5	2-7	7th (tie)	#8
2015-16	12-6	6-3	6-3	3rd	#3
2016-17	10-8	7-2	3-6	3rd (tie)	#5
2017-18	10-8	6-3	4-5	3rd (tie)	#3
2018-19	9-9	7-2	2-7	3rd (tie)	#3

## 2018-19 RESULTS (20-14, 9-9 BIG EAST)

(HOME: 11-4/AWAY: 3-8/NEUTRAL: 6-2)

			Attendance	High Scorer/Rebounder
<b>NOVEMBER</b>				
6	Wagner <sup>WG</sup>	W, 89-49	1,655	Powell 30/Nzei 7
<i>Gavitt Tipoff Games</i>				
14	at Nebraska	L, 80-57	15,713	Powell 24/Mamukelashvili 12
17	Saint Louis	L, 66-64	7,854	Powell 16/Mamukelashvili 7
<i>Wooden Legacy, Fullerton, Calif.</i>				
22	vs. Grand Canyon	W, 82-75	2,132	Powell 40/Mamukelashvili 8
23	vs. Hawaii	W, 64-54	2,089	Powell 19/Mamukelashvili 9
25	vs. Miami Fla.	W, 83-81		Nzei 21/Two with 5
<b>DECEMBER</b>				
1	Louisville	L, 70-65	8,505	Powell 23/Two with 6
4	New Hampshire	W, 77-57	6,380	McKnight 18/Mamukelashvili 11
<i>Citi Hoops Classic, Madison Square Garden</i>				
8	vs. Kentucky	W, 84-83 ot	10,244	Powell 28/Mamukelashvili 8
15	Rutgers	W, 72-66	10,481	Powell 28/Mamukelashvili 9
19	Sacred Heart	W, 90-76	7,107	Mamukelashvili 23/Mamukelashvili 8
22	at Maryland	W, 78-74	12,555	Powell 27/Gill 8
29	ST. JOHN'S	W, 76-74	10,481	Powell 15/Nzei 10
<b>JANUARY</b>				
2	at XAVIER	W, 80-70	10,224	Powell 25/Powell 6
6	at DEPAUL	L, 75-74	4,068	Powell 16/Nzei 7
9	BUTLER	W, 76-75	7,640	Powell 31/Two with 8
12	at MARQUETTE	L, 70-66	17,180	Powell 21/Powell 9
15	at PROVIDENCE	L, 72-63	11,367	McKnight 16/Two with 8
19	DEPAUL	L, 97-93	9,121	McKnight 25/Mamukelashvili 10
27	at VILLANOVA <sup>WFC</sup>	L, 80-52	16,444	Cale 14/Mamukelashvili 7
30	PROVIDENCE	W, 65-63	7,858	Powell 31/Thompson 9
<b>FEBRUARY</b>				
2	at BUTLER	L, 70-68	9,102	Powell 21/Gill 6
9	CREIGHTON	W, 63-58	9,681	Powell 22/Mamukelashvili 10
13	GEORGETOWN	W, 90-75	7,828	Powell 30/Nzei 9
17	at CREIGHTON	W, 81-75	17,036	Cale 20/Mamukelashvili 9
20	XAVIER	L, 70-69	7,916	Cale 21/Two with 8
23	at ST. JOHN'S <sup>MSG</sup>	L, 78-70	18,529	Powell 26/Mamukelashvili 8
<b>MARCH</b>				
2	at GEORGETOWN	L, 77-71 2ot	13,753	Powell 35/Mamukelashvili 11
6	MARQUETTE	W, 73-64	9,080	Powell 34/Cale 8
9	VILLANOVA	W, 79-75	16,114	Powell 20/Mamukelashvili 18
14	vs. Georgetown (BET)	W, 73-57	19,812	Powell 31/Mamukelashvili 10
15	vs. Marquette (BET)	W, 81-79	19,812	Powell 22/Nzei 15
16	vs. Villanova (BET)	L, 74-72	19,812	Powell 25/Mamukelashvili 14
22	vs. Wofford (NCAA)	L, 84-68	13,495	Powell 27/McKnight 8

<sup>WG</sup> Walsh Gym; <sup>MSG</sup> Madison Square Garden; <sup>WFC</sup> Wells Fargo Center; (BET) BIG EAST Tournament; (NCAA) NCAA Tournament

## CAREER LEADERS

Points	Total-Avg.
Terry Dehere, 1989-93	2494-19.5
Nick Werkman, 1961-64	2273-32.0
Jeremy Hazell, 2007-11	2146-18.8
Greg Tynes, 1974-78	2059-18.7
Dan Callandrillo, 1978-82	1985-18.4
Andre McCloud, 1982-86	1976-16.9
Mark Bryant, 1984-88	1906-16.2
Khadeen Carrington, 2014-18	1846-14.0
Andre Barrett, 2000-04	1861-15.3
Walter Dukes, 1950-53	1789-19.9

Rebounds	Total-Avg.
Walter Dukes, 1950-53	1697-18.9
Angel Delgado, 2014-18	1455-11.0
Glenn Mosley, 1973-77	1263-15.2
Ken House, 1969-72	1149-14.9
Nick Werkman, 1961-64	1036-14.6
Herb Pope, 2009-12	922-9.7
Mark Bryant, 1984-88	912-7.7
Richie Dec, 1962-65	830-11.4
Adrian Griffin, 1992-96	803-6.3
Kelly Whitney, 2002-06	763-6.8

Assists	Total
Shaheen Holloway, 1996-00	681
Andre Barrett, 2000-04	662
Eugene Harvey, 2006-10	576
Jordan Theodore, 2008-12	541
Gerald Greene, 1985-89	528
John Morton, 1985-89	452
Richie Regan, 1950-53	443
Sonny Sunkett, 1961-64	439
Danny Hurley, 1991-96	437
Nick Galis, 1975-79	410

Steals	Total
Fuquan Edwin, 2010-14	295
Dan Callandrillo, 1978-82	260
Paul Gause, 2005-09	256
Shaheen Holloway, 1996-00	231
John Morton, 1985-89	207
Adrian Griffin, 1992-96	207
Eugene Harvey, 2006-10	203
Levell Sanders, 1994-98	202
Jeremy Hazell, 2007-11	191
Jordan Theodore, 2008-12	180

(records first tabulated in 1976-77)

Blocked Shots	Total
Samuel Dalembert, 1999-01	167
Howard McNeil, 1978-82	156
Herb Pope, 2009-12	153
John Garcia, 2006-10	149
Ramon Ramos, 1985-89	146
Eddie Griffin, 2000-01	133
Glenn Mosley, 1973-77	125
Anthony Avent, 1988-91	121
Arturas Karnisovas, 1990-94	121
Luther Wright, 1991-93	118

(records first tabulated in 1976-77)



Saddiq Bey



## QUICK FACTS

**Location:** Villanova, PA  
**Enrollment:** 6,966  
**Founded:** 1842  
**Nickname:** Wildcats  
**Colors:** Blue and White  
**Home Court:** Finneran Pavilion (6,501)  
 Wells Fargo Center (21,000)

## COACHING STAFF

**Head Coach**  
 Jay Wright (Bucknell '83)  
 Office Phone: (610) 519-4140

**Assistant Coaches**  
 Kyle Neptune (Lehigh '07)  
 George Halcovage (Babson '08)  
 Mike Nardi (Villanova '06)

## ADMINISTRATION

**President**  
 Rev. Peter Donohue, O.S.A.

**Director of Athletics**  
 Mark Jackson  
 Athletics Phone: (610) 519-4110

**Director of Athletic Communications**  
 Mike Sheridan  
 Office Phone: (610) 519-4145  
 Cell Phone: (610) 999-7558  
 Email: michael.sheridan@villanova.edu

## 2019-20 SCHEDULE

**NOVEMBER**  
 5 Army West Point (FS1) ..... 8:30  
*Gavitt Tipoff Games*  
 13 at Ohio State (FS1) ..... 7:00  
*Myrtle Beach Classic*  
 16 Ohio<sup>WFC</sup> (FS2) ..... Noon  
 21 vs. Middle Tennessee (ESPN2/ESPNU) ..... 11:30  
 22 vs. Mississippi St./Tulane (ESPN2/ESPNU) ..... TBD  
 24 vs. TBD (TBD) ..... TBD

**DECEMBER**  
 1 La Salle (FS1) ..... 6:30  
 4 Pennsylvania (FS1) ..... 6:30  
 7 at Saint Joseph's (ESPN2) ..... 3:00  
*Never Forget Tribute Classic*  
 14 vs. Delaware<sup>WFC</sup> (TBD) ..... 2:00  
*BIG EAST/Big 12*  
 21 Kansas<sup>WFC</sup> (FOX) ..... Noon  
 30 XAVIER (FS1) ..... 6:30

**JANUARY**  
 4 AT MARQUETTE (FOX/FS1) ..... 2:00  
 7 AT CREIGHTON (FS1) ..... 9:00  
 11 GEORGETOWN<sup>WFC</sup> (FS1) ..... Noon  
 14 DEPAUL (FS1) ..... 8:30  
 18 Connecticut<sup>WFC</sup> (FS1) ..... Noon  
 21 BUTLER (CBSSN) ..... 7:00  
 25 AT PROVIDENCE (CBS) ..... 1:00  
 28 AT ST. JOHN'S<sup>MSG</sup> (FS1) ..... 6:30

**FEBRUARY**  
 1 CREIGHTON<sup>WFC</sup> (FS1) ..... Noon  
 5 AT BUTLER (FS1) ..... 6:30  
 8 SETON HALL (FOX) ..... 2:30  
 12 MARQUETTE (FS1) ..... 8:30  
 16 at Temple (ESPN) ..... 1:00  
 19 AT DEPAUL (CBSSN) ..... 9:00  
 22 AT XAVIER (FOX) ..... 2:30  
 26 ST. JOHN'S (FS1) ..... 6:30  
 29 PROVIDENCE (FOX) ..... Noon

**MARCH**  
 4 AT SETON HALL (FS1) ..... 8:30  
 7 AT GEORGETOWN (FOX) ..... Noon

<sup>WFC</sup>Wells Fargo Center; <sup>MSG</sup>Madison Square Garden; All times are Eastern.

## WILDCATS PREVIEW

### The Big Picture

Last year, the Wildcats went into the season without four players who had been taken in the NBA Draft. Villanova was still the tabbed pre-season favorite and came through again, capturing regular-season and tournament crowns. The tournament title game, a 74-72 win over Seton Hall, gave the Wildcats a record third straight BIG EAST Championship. Villanova finished 26-10 overall, 13-5 in BIG EAST play and advanced to the second round of the NCAA Tournament. This year, three starters are back and, of course, the Wildcats are looking for more of the same success. Adding a couple of heralded recruits makes Villanova an expected contender again.

### Who's Back

Guard Collin Gillespie is the only returning player who averaged in double figures. He enters his junior season after averaging 10.9 points last year. But he is supported by 6-8 forward Saddiq Bey, who made the BIG EAST All-Freshman Team after averaging 8.2 points and 5.1 boards. Jermaine Samuels, a 6-7 junior wing, averaged 6.4 points for the year, but finished strong, averaging 13.6 points and 8.5 rebounds over the last seven games of the season. Dhamir Cosby-Roundtree is active around the basket, especially on the defensive end. The 6-9 junior averaged 5.1 points and 5.8 rebounds in 16 starts. Cole Swider, a 6-9 forward who missed 12 games with a hand injury, averaged 3.5 points as a freshman. Six-seven Brandon Slater played in 15 games.

### Who's Gone

Phil Booth and Eric Paschall were the anchors of last year's success. Booth led the team with an 18.6 scoring mark and averaged 3.9 assists. Paschall scored at a 16.5-point clip and pulled down a team-leading 6.1 rebounds. Both were unanimous All-BIG EAST First Team picks. Booth was named winner of the Dave Gavitt Trophy as the Most Outstanding Player of the BIG EAST Tournament and Paschall made the All-Tournament Team. Guard Joe Cremo, a graduate transfer guard, averaged 4.0 points in 16.6 minutes per game. Freshman guard Jahvon Quinerly transferred. He averaged 3.2 points in 25 games.

### What's Ahead

The Wildcats may play a little bigger this season and probably have more upside than last year. An outstanding group of freshmen joins the list of returnees and will press for immediate playing time. Jeremiah Robinson-Earl is a 6-8 forward who played on the U19 World Cup team this summer and will make a strong push for a starting position. Freshman guard Bryan Antoine brings high-level credentials, though shoulder surgery in the summer may delay his collegiate debut. Six-four guard Justin Moore and 6-7 forward Eric Dixon, a pair of freshmen, may make strong bids to make the regular rotation.

## 2018-19 STATISTICS

##	Player	GP	GS	Min	Avg	TOTAL			3-PTS			REBOUNDS											Pts	Avg		
						FG	FGA	Pct	3FG	FGA	Pct	FT	FTA	Pct	Off	Def	Tot	Avg	PF	FO	A	TO			Blk	Stl
05	BOOTH, Phil	36	36	1266	35.2	218	502	.434	95	259	.367	137	183	.749	13	127	140	3.9	70	0	137	84	7	30	668	18.6
	Conference-Only...	18	18	640	35.6	115	272	.423	51	142	.359	74	100	.740	5	74	79	4.4	40	0	78	40	3	16	355	19.7
04	PASCHALL, Eric	36	36	1301	36.1	195	436	.447	70	201	.348	135	181	.746	46	175	221	6.1	77	2	77	82	17	26	595	16.5
	Conference-Only...	18	18	671	37.3	103	224	.460	39	110	.355	70	89	.787	17	99	116	6.4	39	2	40	35	10	13	315	17.5
02	GILLESPIE, Collin	35	35	1031	29.5	114	279	.409	74	195	.379	78	93	.839	12	71	83	2.4	93	3	97	52	2	39	380	10.9
	Conference-Only...	18	18	529	29.4	59	149	.396	44	116	.379	34	41	.829	8	33	41	2.3	44	1	51	26	0	22	196	10.9
15	BEY, Saddiq	36	29	1066	29.6	109	238	.458	49	131	.374	29	45	.644	74	109	183	5.1	78	1	46	28	12	31	296	8.2
	Conference-Only...	18	15	563	31.3	61	126	.484	31	73	.425	9	16	.563	45	55	100	5.6	41	0	22	12	3	18	162	9.0
23	SAMUELS, Jermaine	35	22	771	22.0	73	163	.448	33	95	.347	46	74	.622	59	130	189	5.4	65	3	36	36	27	15	225	6.4
	Conference-Only...	17	14	414	24.4	32	65	.492	11	30	.367	29	46	.630	37	65	102	6.0	34	1	18	16	18	6	104	6.1
21	COSBY-ROUNDTREE, D.	36	16	739	20.5	70	108	.648	0	0	.000	43	58	.741	90	119	209	5.8	95	6	29	26	32	27	183	5.1
	Conference-Only...	18	4	326	18.1	32	51	.627	0	0	.000	18	25	.720	35	47	82	4.6	49	3	14	8	12	8	82	4.6
24	CREMO, Joe	36	5	597	16.6	49	134	.366	34	100	.340	13	19	.684	10	54	64	1.8	46	1	44	28	2	16	145	4.0
	Conference-Only...	18	3	296	16.4	18	64	.281	14	52	.269	8	12	.667	5	27	32	1.8	21	0	25	15	1	10	58	3.2
10	SWIDER, Cole	21	0	200	9.5	24	64	.375	13	46	.283	12	19	.632	10	16	26	1.2	26	1	12	9	1	3	73	3.5
	Conference-Only...	4	0	27	6.8	4	7	.571	2	5	.400	2	3	.667	2	2	4	1.0	4	0	1	1	0	0	12	3.0
01	QUINERLY, Jahvon	25	0	228	9.1	28	83	.337	12	48	.250	11	15	.733	2	18	20	0.8	18	0	22	19	0	5	79	3.2
	Conference-Only...	16	0	134	8.4	19	49	.388	8	26	.308	4	4	1.000	1	12	13	0.8	11	0	10	7	0	4	50	3.1
42	PAINTER, Dylan	2	1	11	5.5	2	3	.667	0	0	.000	1	4	.250	3	3	6	3.0	2	0	1	0	2	0	5	2.5
	Conference-Only...	0	0	0	0.0	0	0	.000	0	0	.000	0	0	.000	0	0	0	0.0	0	0	0	0	0	0	0	0.0
03	SLATER, Brandon	15	0	52	3.5	2	9	.222	0	6	.000	0	2	.000	6	3	9	0.6	8	0	2	5	3	2	4	0.3
	Conference-Only...	7	0	19	2.7	1	5	.200	0	3	.000	0	2	.000	1	1	2	0.3	3	0	1	2	2	1	2	0.3
34	DELANEY, Tim	8	0	8	1.0	0	0	.000	0	0	.000	1	2	.500	1	3	4	0.5	0	0	0	1	1	0	1	0.1
	Conference-Only...	4	0	5	1.3	0	0	.000	0	0	.000	1	2	.500	1	1	2	0.5	0	0	0	1	1	0	1	0.3
22	HECK, Peyton	3	0	4	1.3	0	0	.000	0	0	.000	0	0	.000	0	1	1	0.3	2	0	0	0	0	0	0	0.0
	Conference-Only...	1	0	1	1.0	0	0	.000	0	0	.000	0	0	.000	0	1	1	1.0	0	0	0	0	0	0	0	0.0
12	SAUNDERS, Tim	1	0	1	1.0	0	0	.000	0	0	.000	0	0	.000	0	0	0	0.0	0	0	0	0	0	0	0	0.0
	Conference-Only...	0	0	0	0.0	0	0	.000	0	0	.000	0	0	.000	0	0	0	0.0	0	0	0	0	0	0	0	0.0
TM	TEAM.....														45	57	102	2.8	0		30				0	
	Conference-Only...														22	27	49	2.7	0		14					
	<b>Total.....</b>	<b>36</b>				<b>884</b>	<b>2019</b>	<b>.438</b>	<b>380</b>	<b>1081</b>	<b>.352</b>	<b>506</b>	<b>695</b>	<b>.728</b>	<b>371</b>	<b>886</b>	<b>1257</b>	<b>34.9</b>	<b>580</b>	<b>17</b>	<b>503</b>	<b>400</b>	<b>106</b>	<b>194</b>	<b>2654</b>	<b>73.7</b>
	<b>Conference-Only...</b>	<b>18</b>				<b>444</b>	<b>1012</b>	<b>.439</b>	<b>200</b>	<b>557</b>	<b>.359</b>	<b>249</b>	<b>340</b>	<b>.732</b>	<b>179</b>	<b>444</b>	<b>623</b>	<b>34.6</b>	<b>286</b>	<b>7</b>	<b>260</b>	<b>177</b>	<b>50</b>	<b>98</b>	<b>1337</b>	<b>74.3</b>
	<b>Opponents.....</b>	<b>36</b>				<b>877</b>	<b>2012</b>	<b>.436</b>	<b>274</b>	<b>799</b>	<b>.343</b>	<b>397</b>	<b>567</b>	<b>.700</b>	<b>340</b>	<b>854</b>	<b>1194</b>	<b>33.2</b>	<b>656</b>	<b>-</b>	<b>492</b>	<b>427</b>	<b>83</b>	<b>188</b>	<b>2425</b>	<b>67.4</b>
	<b>Conference-Only...</b>	<b>18</b>				<b>442</b>	<b>1017</b>	<b>.435</b>	<b>152</b>	<b>431</b>	<b>.353</b>	<b>186</b>	<b>270</b>	<b>.689</b>	<b>176</b>	<b>436</b>	<b>612</b>	<b>34.0</b>	<b>322</b>	<b>5</b>	<b>262</b>	<b>203</b>	<b>35</b>	<b>87</b>	<b>1222</b>	<b>67.9</b>

## 2019-20 ROSTER

No.	Name	Pos.	Ht.	Wt.	Yr.	Hometown/Previous School
1	Bryan Antoine	G	6-5	175	Fr.	Trinton Falls, N.J./Ranney School
4	Chris Arcidiacono	G	6-5	197	Fr.	Langhorne, Pa./Perkiomen
15	Saddiq Bey	F	6-7	216	So.	Washington, D.C./Sidwell Friends (Md.)
21	Dhamir Cosby-Roundtree	F	6-9	228	Jr.	Philadelphia, Pa./Neuman Goretta
14	Caleb Daniels	G	6-4	205	So.	New Orleans, La./St. Augustine
43	Eric Dixon	F	6-8	270	Fr.	Willow Grove, Pa./Abington
2	Collin Gillespie	G	6-3	191	Jr.	Huntington, Pa./Arch. Wood
31	Kevin Hoehn	G	6-1	180	Jr.	Morristown, N.J./Morristown
5	Justin Moore	G	6-4	210	Fr.	Accokeek, Md./DeMatha
24	Jeremiah Robinson-Earl	F	6-9	232	Fr.	Overland Park, Kan./IMG
23	Jermaine Samuels	F	6-7	222	Jr.	Franklin, Mass./Rivers School
12	Tim Saunders	G	6-4	200	Sr.	Del Mar, Calif./Torrey Pines
3	Brandon Slater	F	6-7	202	So.	Fairfax, Va./Paul VI
10	Cole Swider	F	6-9	219	So.	Providence, R.I./St. Andrews

## 2019-20 NEWCOMERS

**Bryan Antoine, G, Fr., 6-5, 175, Tinton Falls, N.J./Ranney School**

- Was a 2019 McDonald's All-American and the all-time leading scorer in the Shore Conference.
- Ranked No. 15 nationally by ESPN.com and No. 16 by 247 Sports.

**Chris Arcidiacono, G, Fr., 6-4, 190, Langhorne, Pa./Perkiomen School**

- Averaged 20.0 points, 6.4 rebounds and 4.7 assists last year at Perkiomen School.
- The younger brother of Ryan Arcidiacono (2012-16).

**Eric Dixon, F, Fr., 6-8, 270, Willow Grove, Pa./Abington**

- Named 2019 State Player of the Year by USA Today.
- Averaged 27.6 points as a senior was the first Abington player to score 2,000 career points.

**Justin Moore, G, Fr., 6-4, 210, Accokeek, Md./DeMatha**

- Selected to play in the 2019 Nike Hoops Summit.
- Listed as No. 52 ranked recruit by ESPN.com.

**Jeremiah Robinson-Earl, F, Fr., 6-9, 232, Overland Park, Kan./IMG Academy (Fla.)**

- Was ranked No. 34 recruit nationally by ESPN.
- Played for Team USA and helped win the gold medal at the U19 World Cup in Greece.



## HEAD COACH JAY WRIGHT

Hired at Villanova: March 27, 2001

**Coaching File:** Head coach, Hofstra (1994-01); Assistant coach, UNLV (1992-94); Assistant coach, Villanova (1987-92); Assistant coach, Drexel (1986-87); Assistant coach, Rochester (1984-86).

**Highlights:** 2019 NCAA Second Round; 2018 and 2016 NCAA national champion; 2016 Naismith Coach of the Year; Shared BIG EAST Coach of the Year with Seton Hall's Kevin Willard in 2016; Has won BIG EAST Coach of

the Year honors in 2016, '15, '14, '09, '06; 2017 NCAA Second Round; 2015 NCAA Third Round; 2014 NCAA Third Round; 2013 NCAA; 2011 NCAA; 2010 NCAA Second Round; 2009 NCAA Final Four; 2008 NCAA Sweet 16; 2007 NCAA; Was head coach of USA Basketball team in the 2007 Pan American Games in Brazil. 2006 NCAA Elite Eight; 2005 NCAA Sweet 16; Was the head coach of the USA-B squad that won the gold medal at the World University Games in Turkey; 2004 NIT quarterfinals; 2003 NIT; 2002 NIT quarterfinals; 2001 NCAA; 2000 NCAA; America East Coach of the Year in 2000 and '99 at Hofstra. 1999 NIT.

**Playing file:** A four-year letterman at Bucknell.

**Education:** B.S, Bucknell, 1983. Majored in economics and sociology.

**Personal:** Born 12-24-61. He and his wife Patty have three children: sons Taylor and Collin, and daughter Reilly.

## WRIGHT'S RECORD

Career Record (25 years).....	570-260 (.687)
Villanova Record (18 years).....	448-175 (.719)
Hofstra Record (seven years) .....	122-85 (.589)
BIG EAST Regular Season Record (18 years) .....	204-108 (.653)
BIG EAST Tournament Record (18 years) .....	21-14 (.667)
BIG EAST Overall Record (18 years).....	225-122 (.648)
NCAA Record (16 appearances).....	28-14 (.667)
NIT Record (four appearances).....	4-4 (.500)

## YEAR-BY-YEAR

	Overall	Conference	Conf. Tourn.	Postseason
1994-95	Hofstra 10-18	5-11/9th	1-1	—
1995-96	Hofstra 8-19	5-12/7th	0-1	—
1996-97	Hofstra 12-15	9-9/4th	0-1	—
1997-98	Hofstra 19-12	11-7/T3rd	1-1	—
1998-99	Hofstra 22-10	14-4/3rd	1-1	NIT 0-1
1999-00	Hofstra 24-7	16-2/1st	3-0/1st	NCAA 0-1
2000-01	Hofstra 26-5	16-2/1st	3-0/1st	NCAA 0-1
2001-02	Villanova 19-13	7-9/5th East	1-1	NIT 2-1
2002-03	Villanova 15-16	8-8/T3rd East	0-1	NIT 0-1
2003-04	Villanova 18-17	6-10/11th	2-1	NIT 2-1
2004-05	Villanova 24-8	11-5/T3rd	1-1	NCAA 2-1
2005-06	Villanova 28-5	14-2/T1st	1-1	NCAA 3-1
2006-07	Villanova 22-11	9-7/7th	1-1	NCAA 0-1
2007-08	Villanova 22-13	9-9/T8th	1-1	2-1 NCAA
2008-09	Villanova 30-8	13-5/4th	1-1	NCAA/Final 4 4-1
2009-10	Villanova 25-8	13-5/T2nd	0-1	NCAA 1-1
2010-11	Villanova 21-12	9-9/T9th	0-1	NCAA 0-1
2011-12	Villanova 13-19	5-13/T13th	1-1	—
2012-13	Villanova 20-14	10-8/T7th	1-1	NCAA 0-1

## YEAR-BY-YEAR (CONTINUED)

	Overall	Conference	Conf. Tourn.	Postseason
2013-14	Villanova 29-5	16-2/1st	0-1	NCAA 1-1
2014-15	Villanova 33-3	16-2/1st	3-0/1st	NCAA 1-1
2015-16	Villanova 35-5	16-2/1st	2-1	NCAA/Champ 6-0
2016-17	Villanova 32-4	15-3/1st	3-0/1st	NCAA 1-1
2017-18	Villanova 36-4	14-4/2nd	3-0/1st	NCAA/Champ 6-0
2018-19	Villanova 26-10	13-5/1st	3-0/1st	NCAA 1-1

## REGULAR SEASON GAMES

**Home Record:** 236-94

**Best Home Record:** 9-0 in 2014-15, 2018-19; 8-0 in 1982-83

**Worst Home Record:** 1-8 in 1992-93

**Most Consecutive Home Wins:** 18 over 2013-14, '14-15 and '15-16 seasons

**Most Consecutive Home Losses:** 6 over 1992-93/93-94 seasons

**Road Record:** 165-165

**Best Road Record:** 8-1 in 2013-14 and 2015-16

**Worst Road Record:** 1-7 in 1988-89

**Most Consecutive Road Wins:** 6 in 2005-06, 2013-14 and 2014-15

**Most Consecutive Road Losses:** 6 in 1986-87 and 2001-02

**Longest Winning Streak:** 12 games in 2014-15

**Longest Losing Streak:** 7 games in 1992-93

## BIG EAST REGULAR SEASON RESULTS

Year	Won-Lost	Home	Away	Finish	Championship Seed
1980-81	8-6	5-2	3-4	3rd (3 tied)	#4
1981-82	11-3	6-1	5-2	1st	#1
1982-83	12-4	8-0	4-4	1st (3 tied)	#2
1983-84	12-4	6-2	6-2	2nd (tie)	#3
1984-85	9-7	6-2	3-5	3rd (tie)	#4
1985-86	10-6	6-2	4-4	4th	#4
1986-87	6-10	4-4	2-6	6th	#6
1987-88	9-7	6-2	3-5	3rd (tie)	#4
1988-89	7-9	6-2	1-7	5th (tie)	#5
1989-90	8-8	4-4	4-4	5th (tie)	#5
1990-91	7-9	4-4	3-5	7th (tie)	#8
1991-92	11-7	7-2	4-5	4th	#4
1992-93	3-15	1-8	2-7	10th	#10
1993-94	10-8	5-4	5-4	4th (tie)	#5
1994-95	14-4	8-1	6-3	2nd	#2
1995-96	14-4	8-1	6-3	2nd, BE 6	#3
1996-97	12-6	7-2	5-4	1st, BE 6	#1
1997-98	8-10	5-4	3-6	4th, BE 6	#7
1998-99	10-8	7-2	3-6	4th (tie)	#4
1999-00	8-8	6-2	2-6	6th (tie)	#6
2000-01	8-8	5-3	3-5	3rd (tie), East	#5 East
2001-02	7-9	5-3	2-6	5th, East	#5 East
2002-03	8-8	5-3	3-5	3rd (tie), East	#4 East
2003-04	6-10	3-5	3-5	11th	#11
2004-05	11-5	6-2	5-3	3rd (tie)	#4
2005-06	14-2	7-1	7-1	1st (tie)	#2
2006-07	9-7	5-3	4-4	7th (tie)	#9
2007-08	9-9	6-3	3-6	T-8th	#8
2008-09	13-5	7-2	6-3	4th	#4
2009-10	13-5	7-2	6-3	2nd (tie)	#4
2010-11	9-9	5-4	4-5	9th (tie)	#10
2011-12	5-13	3-6	2-7	13th (tie)	#14
2012-13	10-8	7-2	3-6	7th (tie)	#7
2013-14	16-2	8-1	8-1	1st	#1
2014-15	16-2	9-0	7-2	1st	#1
2015-16	16-2	8-1	8-1	1st	#1
2016-17	15-3	8-1	7-2	1st	#1
2017-18	14-4	8-1	6-3	2nd	#2
2018-19	13-5	9-0	4-5	1st	#1



## 2018-19 RESULTS (26-10, 13-5 BIG EAST)

(HOME: 13-2/AWAY: 5-7, NEUTRAL: 8-1)

			Attendance	High Scorer/Rebounder
<b>NOVEMBER</b>				
6	Morgan State	W, 100-77	6,501	Paschall 26/Two with 7
10	Quinnipiac <sup>WFC</sup>	W, 86-53	10,216	Booth 23/Paschall 8
<i>Gavitt Tipoff Games</i>				
14	Michigan	L, 73-46	6,501	Paschall 10/Paschall 6
<i>Advocare Invitational, Orlando, Fla.</i>				
17	Furman	L, 76-68 ot	6,501	Booth 20/Cosby-Roundtree 11
22	vs. Canisius	W, 83-56	2,964	Cosby-Roundtree 15 pts./13 rebs.
23	vs. Oklahoma State	W, 77-58	7,632	Paschall 22/Cosby-Roundtree 13
25	vs. Florida State	W, 66-60	3,127	Gillespie 17/Cosby-Roundtree 8
<b>DECEMBER</b>				
1	at La Salle <sup>PAL</sup>	W, 85-78	6,522	Paschall 27/Cosby-Roundtree 5
5	Temple	W, 69-59	6,501	Samuels 15/Four with 7
8	Saint Joseph's	W, 70-58	6,501	Paschall 14/Paschall 9
11	at Pennsylvania	L, 78-75	8,033	Gillespie 21/Paschall 5
15	at Kansas	L, 74-71	16,300	Booth 29/Cosby-Roundtree 11
22	vs. Connecticut <sup>MSG</sup>	W, 81-58	16,027	Paschall 21/Booth 7
<b>JANUARY</b>				
2	DEPAUL	W, 73-68	6,501	Paschall 24/Paschall 6
5	at PROVIDENCE	W, 65-59	12,410	Booth 23/Paschall 14
8	ST. JOHN'S	W, 76-71	6,501	Paschall 25/Two with 8
13	at CREIGHTON	W, 90-78	17,379	Booth 28/Paschall 7
18	XAVIER <sup>WFC</sup>	W, 85-75	12,103	Booth 22/Paschall 8
22	at BUTLER	W, 80-72	8,962	Paschall 23/Cosby-Roundtree 8
27	SETON HALL <sup>WFC</sup>	W, 80-52	16,444	Booth 25/Paschall 8
30	at DEPAUL	W, 86-74	5,002	Paschall 20/Paschall 7
<b>FEBRUARY</b>				
3	GEORGETOWN <sup>WFC</sup>	W, 77-65	14,506	Gillespie 30/Samuels 16
6	CREIGHTON	W, 66-59 ot	6,501	Bey 17/Booth 8
9	at MARQUETTE	L, 66-65	17,856	Booth 19/Two with 6
13	PROVIDENCE	W, 85-67	6,501	Paschall 25/Cosby-Roundtree 7
17	at ST. JOHN'S <sup>MSG</sup>	L, 71-65	19,812	Cremo 14/Paschall 14
20	at GEORGETOWN	L, 85-73	11,624	Booth 26/Bey 10
24	at XAVIER	L, 66-54	10,444	Paschall 17/Bey 8
27	MARQUETTE	W, 67-61	6,501	Samuels 29/Samuels 9
<b>MARCH</b>				
2	BUTLER <sup>WFC</sup>	W, 75-54	17,515	Booth 28/Samuels 11
9	at SETON HALL	L, 79-75	16,114	Gillespie 22/Two with 8
14	vs. Providence (BET)	W, 73-62	19,534	Paschall 20/Two with 10
15	vs. Xavier (BET)	W, 71-67	19,812	Booth 28/Samuels 9
16	vs. Seton Hall (BET)	W, 74-72	19,812	Paschall 17/Bey 10
21	vs. Saint Mary's (NCAA)	W, 61-57	14,695	Booth 20/Samuels 7
24	vs. Purdue (NCAA)	L, 87-61	15,031	Paschall 19/Two with 4

<sup>WFC</sup> Wells Fargo Center; <sup>PAL</sup> The Palestra; <sup>MSG</sup> Madison Square Garden; (BET) BIG EAST Tournament; (NCAA) NCAA Tournament

## BIG EAST CHAMPIONSHIP RESULTS (1980-2019)

vs.	Won	Lost	vs.	Won	Lost	vs.	Won	Lost
Boston College	3	3	Louisville	0	2	Seton Hall	4	3
Butler	1	0	Marquette	3	1	USF	0	2
Connecticut	3	2	Pittsburgh	6	2	Syracuse	4	8
Creighton	1	0	Providence	10	1	West Virginia	2	1
DePaul	1	0	Rutgers	2	0	Xavier	2	0
Georgetown	1	5	St. John's	4	4	<b>Total</b>	<b>47</b>	<b>34</b>

## CAREER LEADERS

Points	Total-Avg.
Kerry Kittles, 1992-96	2243-18.0
Scottie Reynolds, 2006-10	2222-16.0
Keith Herron, 1974-78	2170-18.5
Bob Schafer, 1951-55	2094-18.9
Doug West, 1985-89	2037-14.8
Howard Porter, 1968-71	2026-22.8
Allan Ray, 2002-06	2025-15.6
John Pinone, 1979-83	2024-16.1
Randy Foye, 2002-06	1966-15.0
Josh Hart, 2013-17	1921-13.2

Rebounds	Total-Avg.
Howard Porter, 1968-71	1317-14.8
Jim Washington, 1962-65	1194-14.0
Jack Devine, 1951-55	1181-10.5
Ed Pinckney, 1981-85	1107-8.6
Harold Pressley, 1982-86	1016-7.5
Jim Mooney, 1950-53	1010
Daniel Ochefu, 2012-16	929-6.6
Jason Lawson, 1992-97	908-6.9
Brooks Sales, 1998-02	858-7.5
John Pinone, 1979-83	837-6.6

Assists	Total
Kenny Wilson, 1985-89	627
Stewart Granger, 1979-83	595
Alvin Williams, 1993-97	553
Ryan Arcidiacono, 2012-16	535
Chris Ford, 1969-72	507
Rory Sparrow, 1976-80	495
Scottie Reynolds, 2006-10	482
Corey Fisher, 2007-11	481
Joe Rogers, 1973-77	474
Gary McLain, 1981-85	456

(records first tabulated in 1970-71)

Steals	Total
Kerry Kittles, 1992-96	279
Harold Pressley, 1982-86	213
Scottie Reynolds, 2006-10	207
Gary Massey, 1985-89	204
Alvin Williams, 1993-97	200
Randy Foye, 2002-06	198
Ed Pinckney, 1981-85	196
Lance Miller, 1989-93	187
Chris Walker, 1988-92	185
Jonathan Haynes, 1991-95	177
Corey Fisher, 2007-11	174


(records first tabulated in 1980-81)

Blocked Shots	Total
Jason Lawson, 1993-97	375
Tom Greis, 1986-90	273
Ed Pinckney, 1981-85	253
Malik Allen, 1996-00	191
Daniel Ochefu, 2012-16	182
Jason Fraser, 2002-2006	172
Harold Pressley, 1982-86	152
Will Sheridan, 2003-07	146
Daniel Ochefu, 2012-16	125
Dante Cunningham, 2005-09	117

(records first tabulated in 1980-81)



Paul Scruggs



## QUICK FACTS

**Location:** Cincinnati, Ohio  
**Enrollment:** 6,798  
**Founded:** 1831  
**Nickname:** Musketeers  
**Colors:** Navy Blue, Gray and White  
**Home Court:** Cintas Center (10,250)

## COACHING STAFF

**Head Coach**  
 Travis Steele (Butler '04)  
 Office Phone: (513) 745-3417

**Assistant Coaches**  
 Jonas Hayes (Georgia '04)  
 Ben Johnson (Minnesota '05)  
 Dante Jackson (Xavier '11)

## ADMINISTRATION

**President**  
 Michael J. Graham, S.J.

**Director of Athletics**  
 Greg Christopher  
 Athletics Phone: (513) 745-3417

**Associate AD/Communications**  
 Tom Eiser  
 Office: (513) 745-3124  
 Cell: (513) 382-5565  
 E-mail: eiser@xavier.edu

## 2019-20 SCHEDULE

NOVEMBER	
5	Jacksonville (FS2) ..... 7:00
8	Siena (FSN) ..... 7:00
12	Missouri (CBSSN) ..... 7:00
15	Missouri State (FSN) ..... 7:00
<i>Charleston Classic, Charleston, S.C.</i>	
21	vs. Towson (TBD) ..... 7:00
22	vs. Buffalo/UCConn (TBD) ..... TBD
24	vs. TBD (TBD) ..... TBD
30	Lipscomb (FSN) ..... 12:00

DECEMBER	
4	Green Bay (FS2) ..... 7:00
7	Cincinnati (FS1) ..... 5:00
14	at Wake Forest (TBD) ..... TBD
18	Western Carolina (FS1) ..... 6:30
<i>BIG EAST/Big 12</i>	
22	at TCU (ESPN2) ..... 5:00
30	AT VILLANOVA (FS1) ..... 6:30

JANUARY	
5	ST. JOHN'S (FOX) ..... 12:00/4:30
8	SETON HALL (FS1) ..... 8:30
11	CREIGHTON (FOX/FS1) ..... 2:00
15	AT MARQUETTE (FSN) ..... 8:00
22	GEORGETOWN (FS1) ..... 6:30
26	AT CREIGHTON (FS1) ..... 4:00
29	MARQUETTE (FS1) ..... 8:30

FEBRUARY	
1	AT SETON HALL (FOX) ..... 11:00
4	AT DEPAUL (FS1) ..... 9:00
8	PROVIDENCE (FS1) ..... 8:00
12	AT BUTLER (CBSSN) ..... 6:30
17	AT ST. JOHN'S <sup>MSG</sup> (FS1) ..... 6:30
22	VILLANOVA (FOX) ..... 2:30
25	DEPAUL (CBSSN) ..... 7:00

MARCH	
1	AT GEORGETOWN (CBS) ..... 2:00
4	AT PROVIDENCE (FS1) ..... 6:30
7	BUTLER (FS1) ..... 8:30

<sup>MSG</sup> Madison Square Garden; All times are Eastern

## MUSKETEERS PREVIEW

### The Big Picture

In early February last season, Xavier sat 3-8 in BIG EAST play. Then, an overtime win over Creighton helped fuel a 6-1 run to end the regular season and lift the Musketeers to tie for third place at 9-9. Xavier's season ended with a 19-16 overall record and an NIT berth. Four starters—all double-figure scorers—are back for second-year head coach Travis Steele, who expects his Musketeers to play a contender's role in 2019-20. A pair of graduate transfers and a quality recruiting class will support the returnees.

### Who's Back

Naji Marshall, a dynamic 6-7 forward, is the top returning scorer, averaging 14.7 points last year. The junior also averaged 7.2 rebounds. Guard Paul Scruggs averaged 12.3 points and was 10th in the BIG EAST in steals with a 1.2 mark. His backcourt partner, Quentin Goodin averaged 11.0 points. The senior point guard was third in the league in assists (4.8) and 11th in steals (1.2). Tyrique Jones, the 6-9, 239-pound forward, is an effective force around the basket who averaged 11.3 points and ranked fourth in the BIG EAST in rebounds at 7.7. He also made 62.4 percent of this shots from the field, which ranked third in the league. Sophomore forward Dontarius James saw limited duty.

### Who's Gone

A trio of graduate transfers have departed. Center Zach Hankins averaged 10.6 points and 5.3 rebounds in 22 starts. He led the BIG EAST in field goal percentage, making 68.6 percent. Forward Ryan Welage averaged 6.7 points and shot 42 percent from 3-point range. Guard Kyle Castlin, who started 24 games, averaged 4.3 points. Reserve guards Elias Harden, who averaged 2.9 points, and Keonte Kennedy (2.0), transferred.

### What's Ahead

Xavier is the only league team to return four double-figure scorers. Marshall, Scruggs, Goodin and Jones are veterans of the BIG EAST wars. In league games, Xavier ranked second in scoring defense, allowing 71.2 points and was first in rebounding margin (+4.3). Most of the depth will come from newcomers. Forward Jason Carter and guard Bryce Moore are grad transfers who should help right away. Carter, from Ohio U., averaged 16.5 points, 6.7 boards and was All-MAC Third Team. Moore, from Western Michigan, was injured last year, but averaged 9.8 points in 2017-18. The freshmen are guards Kyky Tandy and Dahmir Bishop with forwards Zach Freemantle, Dieonte Miles, and Daniel Ramsey.

## 2018-19 STATISTICS

##	Player	GP	GS	Min	Avg	TOTAL			3-PTS			REBOUNDS			PF	FO	A	TO	Blk	Stl	Pts	Avg				
						FG	FGA	Pct	3FG	FGA	Pct	FT	FTA	Pct									Off	Def	Tot	Avg
13	MARSHALL, Naji	33	33	1186	35.9	166	421	.394	48	173	.277	104	144	.722	29	208	237	7.2	89	3	112	108	7	37	484	14.7
	Conference-Only...	17	17	624	36.7	95	236	.403	32	98	.327	60	81	.741	9	94	103	6.1	48	1	56	56	4	17	282	16.6
01	SCRUGGS, Paul	35	35	1151	32.9	154	334	.461	51	136	.375	70	95	.737	45	127	172	4.9	98	4	117	95	18	43	429	12.3
	Conference-Only...	18	18	622	34.6	79	180	.439	28	76	.368	37	50	.740	17	73	90	5.0	44	1	60	44	7	19	223	12.4
00	JONES, Tyrique	34	31	842	24.8	151	242	.624	0	0	.000	82	128	.641	114	148	262	7.7	93	3	27	51	29	28	384	11.3
	Conference-Only...	18	15	484	26.9	80	131	.611	0	0	.000	55	81	.679	62	77	139	7.7	48	1	17	29	18	13	215	11.9
03	GOODIN, Quentin	31	26	1075	34.7	114	308	.370	42	141	.298	71	107	.664	10	88	98	3.2	76	1	149	85	6	38	341	11.0
	Conference-Only...	16	12	550	34.4	48	137	.350	22	68	.324	29	44	.659	6	44	50	3.1	41	0	67	53	4	17	147	9.2
35	HANKINS, Zach	35	22	765	21.9	162	236	.686	0	1	.000	48	78	.615	76	109	185	5.3	65	0	37	35	54	13	372	10.6
	Conference-Only...	18	17	406	22.6	83	128	.648	0	1	.000	21	35	.600	44	55	99	5.5	34	0	22	16	29	5	187	10.4
32	WELAGE, Ryan	35	4	655	18.7	82	184	.446	60	143	.420	12	15	.800	13	52	65	1.9	36	0	23	14	6	5	236	6.7
	Conference-Only...	18	0	318	17.7	36	81	.444	27	65	.415	4	5	.800	4	25	29	1.6	21	0	13	8	4	2	103	5.7
02	CASTLIN, Kyle	35	24	767	21.9	48	120	.400	16	54	.296	37	50	.740	30	88	118	3.4	38	0	27	24	5	13	149	4.3
	Conference-Only...	18	11	363	20.2	18	53	.340	9	29	.310	17	20	.850	12	53	65	3.6	21	0	15	16	1	4	62	3.4
04	HARDEN, Elias	29	0	341	11.8	27	71	.380	18	51	.353	12	20	.600	1	21	22	0.8	29	0	12	22	3	7	84	2.9
	Conference-Only...	15	0	200	13.3	12	36	.333	8	27	.296	5	9	.556	1	14	15	1.0	10	0	9	8	3	4	37	2.5
11	KENNEDY, Keonte	22	0	268	12.2	17	51	.333	9	35	.257	1	5	.200	3	28	31	1.4	22	0	13	11	0	6	44	2.0
	Conference-Only...	9	0	55	6.1	2	8	.250	1	6	.167	0	0	.000	3	3	6	0.7	5	0	3	2	0	0	5	0.6
12	JAMES, Dontarius	12	0	40	3.3	1	8	.125	1	5	.200	0	0	.000	1	3	4	0.3	4	0	1	2	0	0	3	0.3
	Conference-Only...	3	0	2	0.7	0	0	.000	0	0	.000	0	0	.000	0	0	0	0.0	0	0	0	0	0	0	0	0.0
20	SINGH, Ramon	1	0	1	1.0	0	0	.000	0	0	.000	0	0	.000	1	0	1	1.0	0	0	0	0	0	0	0	0.0
	Conference-Only...	0	0	0	0.0	0	0	.000	0	0	.000	0	0	.000	0	0	0	0.0	0	0	0	0	0	0	0	0.0
21	SWETEYE, Zak	1	0	1	1.0	0	0	.000	0	0	.000	0	0	.000	0	0	0	0.0	0	0	0	0	0	0	0	0.0
	Conference-Only...	0	0	0	0.0	0	0	.000	0	0	.000	0	0	.000	0	0	0	0.0	0	0	0	0	0	0	0	0.0
22	FRAZIER, A.J.	1	0	1	1.0	0	0	.000	0	0	.000	0	2	.000	1	0	1	1.0	0	0	0	0	0	0	0	0.0
	Conference-Only...	0	0	0	0.0	0	0	.000	0	0	.000	0	0	.000	0	0	0	0.0	0	0	0	0	0	0	0	0.0
10	SCHRAND, Leighton	6	0	7	1.2	0	2	.000	0	1	.000	0	0	.000	0	0	0	0.0	0	0	1	0	0	0	0	0.0
	Conference-Only...	2	0	1	0.5	0	0	.000	0	0	.000	0	0	.000	0	0	0	0.0	0	0	0	0	0	0	0	0.0
	TEAM.....														48	40	88	2.5	2					16		
	Conference-Only...														27	18	45	2.5	2					5		
	<b>Total.....</b>	<b>35</b>				<b>922</b>	<b>1977</b>	<b>.466</b>	<b>245</b>	<b>740</b>	<b>.331</b>	<b>437</b>	<b>644</b>	<b>.679</b>	<b>372</b>	<b>912</b>	<b>1284</b>	<b>36.7</b>	<b>552</b>	<b>11</b>	<b>519</b>	<b>463</b>	<b>128</b>	<b>190</b>	<b>2526</b>	<b>72.2</b>
	<b>Conference-Only...</b>	<b>18</b>				<b>453</b>	<b>990</b>	<b>.458</b>	<b>127</b>	<b>370</b>	<b>.343</b>	<b>228</b>	<b>325</b>	<b>.702</b>	<b>185</b>	<b>456</b>	<b>641</b>	<b>35.6</b>	<b>274</b>	<b>3</b>	<b>262</b>	<b>237</b>	<b>70</b>	<b>81</b>	<b>1261</b>	<b>70.1</b>
	<b>Opponents.....</b>	<b>35</b>				<b>898</b>	<b>2081</b>	<b>.432</b>	<b>313</b>	<b>879</b>	<b>.356</b>	<b>363</b>	<b>519</b>	<b>.699</b>	<b>341</b>	<b>783</b>	<b>1124</b>	<b>32.1</b>	<b>608</b>	<b>-</b>	<b>500</b>	<b>384</b>	<b>110</b>	<b>240</b>	<b>2472</b>	<b>70.6</b>
	<b>Conference-Only...</b>	<b>18</b>				<b>469</b>	<b>1061</b>	<b>.442</b>	<b>151</b>	<b>429</b>	<b>.352</b>	<b>193</b>	<b>255</b>	<b>.757</b>	<b>167</b>	<b>396</b>	<b>563</b>	<b>31.3</b>	<b>305</b>	<b>6</b>	<b>258</b>	<b>178</b>	<b>61</b>	<b>134</b>	<b>1282</b>	<b>71.2</b>

## 2019-20 ROSTER

No.	Name	Pos.	Ht.	Wt.	Yr.	Hometown/Previous School
2	Dahmir Bishop	G	6-5	178	Fr.	Philadelphia, Pa./Imhotep Institute
25	Jason Carter	F	6-8	227	Jr.	Johnstown, Ohio/Ohio University
32	Zach Freemantle	F	6-9	225	Fr.	Teaneck, N.J./Bergen Catholic
3	Quentin Goodin	G	6-4	194	Sr.	Campbellsville, Ky./Taylor
34	Myles Hanson	G	6-7	215	Jr.	Chaska, Minn./Columbia University
12	Dontarius James	F	6-7	228	So.	Kershaw, S.C./Huntington Prep (W.Va.)
4	Tyrique Jones	F	6-9	239	Sr.	Bloomfield, Conn./Vermont Academy
13	Naji Marshall	F	6-7	220	Jr.	Atlantic City, N.J./Hargrave Military Acad.
22	Dieonte Miles	F	6-11	208	Fr.	Walton, Ky./Walton-Verona High School
11	Bryce Moore	G	6-3	194	Gr.	Indianapolis, Ind./Western Michigan
0	Daniel Ramsey	F	6-9	233	Fr.	Cordele, Ga./Norcross High School
10	Leighton Schrand	G	6-1	166	Sr.	Villa Hills, Ky./Holy Cross
1	Paul Scruggs	G	6-3	196	Jr.	Indianapolis, Ind./Prolific Prep (Calif.)
24	KyKy Tandy	G	6-2	190	Fr.	Hopkinsville, Ky./University Heights Acad.

## 2019-20 NEWCOMERS

**Dahmir Bishop, G, Fr., 6-5, 178, Philadelphia, Pa./Imhotep Institute**

- Was two-time Class AAAA First Team All-State pick, three-time PIAA AAAA state champions.

**Jason Carter, F, Jr., 6-8, 230, Johnstown, Ohio/Ohio U.**

- Was an All-MAC Third Team pick at Ohio U. after averaging 16.5 points and 6.7 rebounds.

**Zach Freemantle, F, Fr., 6-9, 225, Teaneck, N.J./Bergen Catholic**

- Led team to first state title since 2002 as a senior while averaging 17 points and 10 rebounds.

**Dieonte Miles, F, Fr., 6-11, 208, Walton, Ky./Walton-Verona**

- Was named first team all-state as a senior by Louisville Courier-Journal and Cincinnati.com.

**Bryce Moore, G, Gr., 6-3, 194, Indianapolis, Ind./Western Michigan U.**

- Sat out the 2018-19 season with an injury after averaging 9.8 points in 2017-18 for Western Michigan.

**Daniel Ramsay, F, Fr., 6-9, 233, Cordele, Ga./Deerfield Windsor**

- At Norcross in 2018-19, averaged 9.5 points and 5.0 rebounds while helping team to a 22-9 mark.

**KyKy Tandy, G, Fr., 6-2, 190, Hopkinsville, Ky./University Heights**

- As a senior, was named National Ath. Assn. of Private Schools (NAAPS) 3A Player of the Year.



## HEAD COACH TRAVIS STEELE

Hired at Xavier: March 31, 2018

**Coaching File:** Associate head coach and assistant coach Xavier, 2008-18; Assistant coach Indiana 2007-08, Video coordinator Indiana 2006-07.

**Highlights:** 2019 NIT (Second Round). In his 10 years as an assistant at Xavier, the Musketeers played in nine NCAA Tournaments, including five trips to at least the NCAA Sweet 16.

In 2017-18, team won the school's

first BIG EAST regular-season title, a school-record final AP ranking of No. 3 and the first No. 1 NCAA Tournament seed in school history. Also 2017 NCAA Elite Eight; 2016 NCAA (second round); 2015 NCAA Sweet 16; 2014 NCAA; 2012 NCAA Sweet 16; 2011 NCAA; 2010-11; Was named one of the top two recruiters in the BIG EAST by Sporting News basketball magazine.

**Collegiate File:** Assistant coach Wabash Valley College (Ill.) 2005-06. Assistant coach Ben Davis H.S. while attending Butler 2001-04.

**Education:** B.S. in Marketing (2004), Butler University. Graduated cum laude.

**Personal:** Native of Danville, Indiana; His brother is former Xavier assistant and current Akron head coach John Groce. Steele and his wife Amanda have one son, Winston. Birthdate: 11-12-81.

### STEELE'S RECORD

Career Record (one year) ..... 19-16 (.543)

Xavier Record (one year)..... 19-16 (.543)

BIG EAST Regular Season Record (one year)..... 9-9 (.500)

BIG EAST Tournament Record (one year) ..... 1-1 (.500)

BIG EAST Overall Record (one year) ..... 10-10 (.500)

NCAA Record ..... 0-0 (.000)

NIT Record (one appearance) ..... 1-1 (.500)

### REGULAR SEASON GAMES

Home Record: 39-15

Best Home Record: 8-1 in 2015-16 and 2017-18

Worst Home Record: 5-4 in 2016-17, 2018-19

Most Consecutive Home Wins: 7 games in 2017-18

Most Consecutive Home Losses: 3 games in 2016-17

Road Record: 27-27

Best Road Record: 7-2 in 2017-18

Worst Road Record: 3-6 in 2013-14 & 2014-15

Most Consecutive Road Wins: 6 in 2017-18

Most Consecutive Road Losses: 3 in 2014-15 and 2016-17

Longest Winning Streak: 4 games in 2018-19

Longest Losing Streak: 6 games in 2018-19

### BIG EAST REGULAR SEASON RESULTS

Year	Won-Lost	Home	Away	Finish	Championship Seed
2013-14	10-8	7-2	3-6	3rd (tie)	#3
2014-15	9-9	6-3	3-6	6th	#6
2015-16	14-4	8-1	6-3	2nd	#2
2016-17	9-9	5-4	4-5	7th	#7
2017-18	15-3	8-1	7-2	1st	#1
2018-19	9-9	5-4	4-5	3rd (tie)	#4

### BIG EAST CHAMPIONSHIP RESULTS (1980-2019)

vs.	Won	Lost
Butler	2	0
Creighton	1	0
DePaul	1	0
Georgetown	1	0
Creighton	0	2
Marquette	2	0
Providence	0	1
St. John's	1	0
Seton Hall	0	1
Villanova	0	2
<b>Total</b>	<b>8</b>	<b>6</b>

## 2018-19 RESULTS (19-16, 9-9 BIG EAST)

(HOME: 13-5/AWAY: 4-8/NEUTRAL: 2-3)

			Attendance	High Scorer/Rebounder
<b>NOVEMBER</b>				
6	IUPUI	W, 82-69	10,224	Welage 24/Castlin 8
10	Evansville	W, 91-85	10,533	Scruggs 24/Jones 20
<i>Gavitt Tipoff Games</i>				
13	Wisconsin	L, 77-68	10,312	Marshall 24/Marshall 13
<i>Maui Invitational</i>				
19	vs. Auburn	L, 88-79 ot	2,400	Welage 17/Jones 9
20	vs. San Diego State	L, 79-74	2,400	Goodin 20/Two with 6
21	vs. Illinois	W, 83-74	2,400	Goodin 15/Scruggs 8
29	Miami, Ohio	W, 82-55	10,394	Marshall 17/Jones 13
<b>DECEMBER</b>				
1	Oakland	W, 73-63	10,331	Marshall 14/Jones 11
5	Ohio U.	W, 82-61	10,405	Scruggs 21/Marshall 7
8	at Cincinnati	L, 62-47	12,513	Goodin 12/Two with 7
15	Eastern Kentucky	W, 95-77	10,112	Goodin 16/Marshall 10
18	at Missouri	L, 71-56	9,785	Goodin 21/Marshall 11
21	Detroit Mercy	W, 69-55	10,224	Goodin 22/Hankins 11
29	at DEPAUL	W, 74-65	5,632	Marshall 19/Marshall 14
<b>JANUARY</b>				
2	SETON HALL	L, 80-70	10,224	Scruggs 22/Marshall 7
6	at MARQUETTE	L, 70-52	17,309	Marshall 21/Scruggs 10
9	GEORGETOWN	W, 81-75	10,224	Hankins 23/Two with 10
13	BUTLER	W, 70-69	10,144	Scruggs 23/Scruggs 8
18	at VILLANOVA (WF)	L, 85-75	12,103	Jones 21/Jones 12
23	PROVIDENCE	L, 64-62	10,142	Scruggs 14/Castlin 10
26	MARQUETTE	L, 87-82	10,547	Two with 21/Jones 11
31	at GEORGETOWN	L, 80-73	7,636	Marshall 16/Scruggs 7
<b>FEBRUARY</b>				
3	at CREIGHTON	L, 76-54	16,678	Goodin 13/Scruggs 5
9	DEPAUL	L, 74-62	10,242	Marshall 22/Jones 9
13	CREIGHTON	W, 64-61 ot	9,949	Marshall 23/Scruggs 8
16	at PROVIDENCE	W, 75-61	12,410	Jone 19/Jones 12
20	at SETON HALL	W, 70-69	7,916	Marshall 28/Jones 15
24	VILLANOVA	W, 66-54	10,444	Marshall 17/Jones 8
28	at ST. JOHN'S (CA)	W, 84-73	5,602	Marshall 31/Jones 10
<b>MARCH</b>				
5	at BUTLER	L, 71-66	8,551	Two with 13/Hankins 9
9	ST. JOHN'S	W, 81-68	10,391	Scruggs 22/Three with 7
14	vs. Creighton (BET)	W, 63-61	19,534	Hankins 22/Hankins 9
15	vs. Villanova (BET)	L, 71-67 ot	19,812	Scruggs 28/Scruggs 11
20	Toledo (NIT)	W, 78-64	5,769	Marshall 20, Marshall 21
25	at Texas (NIT)	L, 78-76 ot	3,204	Jones 22/Jones 11

<sup>WFC</sup> Wells Fargo Center; <sup>CA</sup> Carnesecca Arena; <sup>MSG</sup> Madison Square Garden; (BET) BIG EAST Tournament; (NIT) National Invitational Tournament

## CAREER LEADERS

Points	Total-Avg.
Byron Larkin, 1984-88	2,696-22.3
Trevon Bluiett, 2014-18	2,261-15.9
David West, 1999-03	2,132-16.9
Romain Sato, 2000-04	2,005-15.4
Tyrone Hill, 1986-90	2,003-15.9
Lenny Brown, 1995-99	1,885-15.5
Tu Holloway, 2008-12	1,833-13.7
Anthony Hicks, 1979-83	1,805-16.3
Jamie Gladden, 1989-93	1,780-14.6
Steve Thomas, 1962-66	1,722-23.6

Rebounds	Total-Avg.
Tyrone Hill, 1986-90	1380-11.0
Bob Pelkington, 1961-64	1325-16.6
David West, 1999-03	1308-10.4
Brian Grant, 1990-94	1080-9.2
Dave Piontek, 1953-56	995-12.1
Bob Quick, 1965-68	939-12.0
Joe Viviano, 1956-59	906-10.9
Romain Sato, 2000-04	892-6.9
Derek Strong, 1987-90	805-8.4
James Posey, 1996-99	801-8.4

Assists	Total
Ralph Lee, 1982-86	699
Jamal Walker, 1987-91	639
Tu Holloway, 2008-12	550
Keith Walker, 1976-80	496
Dee Davis, 2011-15	492
Dedrick Finn, 2002-06	481
Gary Lumpkin, 1995-99	470
Michael Hawkins, 1991-95	448
Lionel Chalmers, 2000-04	405
Steve Gentry, 1991-94	390

Steals	Total
Lenny Brown, 1995-99	242
Anthony Hicks, 1979-83	226
James Posey, 1996-99	214
Nick Daniels, 1975-79	202
Byron Larkin, 1984-88	201
Ralph Lee, 1982-86	194
Stan Kimbrough, 1986-89	178
Jamal Walker, 1987-91	174
David West, 1999-2003	171
J.P. Macura, 2014-18	166

Blocked Shots	Total
David West, 1999-03	228
Aaron Williams, 1989-93	197
Justin Doellman, 2003-07	140
Kenny Frease, 2008-12	130
Jason Love, 2006-10	127
Brian Grant, 1990-94	127
Dexter Bailey, 1980-84	120
David Payton, 1975-79	92
James Farr, 2012-16	88
Jamel McLean, 2008-11	81
Derrick Brown, 2006-09	81
Nick Daniels, 1975-79	81

## THE BIG EAST CONFERENCE

655 Third Avenue, Suite 711  
New York, NY 10017

**Val Ackerman, Commissioner**  
Office (646) 663-3430

**John Paquette**  
Sr. Associate Commissioner,  
Sports Media Relations  
Office (646) 663-3443  
Mobile (401) 265-2244  
email jpaquette@bigeast.com

**Kristin Quinn**  
Assistant Commissioner,  
Communications & Marketing  
Office (646) 663-3456  
Mobile (914) 819-8751  
email kquinn@bigeast.com

## BUTLER UNIVERSITY

Hinkle Fieldhouse  
510 W. 49th Street  
Indianapolis, IN 46208

**LaVall Jordan, Head Basketball Coach**  
Office (317) 940-9377

**John Dedman, Sports Communications Director**  
Office (317) 940-9414  
Mobile (317) 491-5462  
email jdedman@butler.edu

## CREIGHTON UNIVERSITY

2500 California Plaza  
Omaha, NE 68178

**Greg McDermott, Head Basketball Coach**  
Office (402) 280-1795

**Rob Anderson, Sports Information Director**  
Office (402) 280-5544  
Mobile (402) 660-5854  
email randerson@creighton.edu

## DE PAUL UNIVERSITY

2323 North Sheffield Avenue  
Chicago, IL 60614

**Dave Leitao, Head Basketball Coach**  
Office (773) 325-7575

**Greg Greenwell, Director of Athletic Communications**  
Office (773) 325-7546  
Home (773) 343-3722  
email ggreenwe@depaul.edu

## GEORGETOWN UNIVERSITY

3700 O Street NW  
Washington, DC 20057

**Patrick Ewing, Head Basketball Coach**  
Office (202) 687-2374

**Diana Pulupa, Director of Communications/  
Creative Services**  
Office (202) 687-6564  
Mobile (301) 758-5454  
email diana.pulupa@georgetown.edu

## MARQUETTE UNIVERSITY

770 North 12th Street  
Milwaukee, WI 53233

**Steve Wojciechowski, Head Basketball Coach**  
Office (414) 288-7130

**Scott Kuykendall, Associate AD/  
Media Relations**  
Office (414) 288-4794  
Mobile (414) 807-3490  
email scott.kuykendall@marquette.edu

## PROVIDENCE COLLEGE

549 River Avenue  
Providence, RI 02918

**Ed Cooley, Head Basketball Coach**  
Office (401) 865-2527

**Arthur Parks, Associate AD/  
Communications & Marketing**  
Office (401) 865-2759  
Mobile (401) 378-7334  
email aparks@providence.edu

## ST. JOHN'S UNIVERSITY

8000 Utopia Parkway  
Jamaica, NY 11439

**Mike Anderson, Head Basketball Coach**  
Office (718) 990-5528

**Steve Dombroski, Assoc. AD/Communications**  
Office (718) 990-6897  
Mobile (518) 928-6103  
email dombross@stjohns.edu

## SETON HALL UNIVERSITY

400 South Orange Avenue  
South Orange, NJ 07079

**Kevin Willard, Head Basketball Coach**  
Office (973) 761-9070

**Thomas Chen, Assistant AD/Digital Media  
& Communications**  
Office (973) 761-9644  
Mobile (914) 843-7185  
email thomas.chen@shu.edu

## VILLANOVA UNIVERSITY

800 Lancaster Avenue  
Villanova, PA 17325

**Jay Wright, Head Basketball Coach**  
Office (610) 519-4140

**Mike Sheridan, Director of Media Relations**  
Office (610) 519-4120  
Mobile (610) 999-7588  
email michael.sheridan@villanova.edu

## XAVIER UNIVERSITY

3800 Victory Blvd.  
Cincinnati, OH 45207

**Travis Steele, Head Basketball Coach**  
Office (513) 745-3417

**Tom Eiser, Assoc. Athletic Director**  
Office (513) 745-3124  
Home (513) 382-5565  
email eiser@xavier.edu

**BIG  
EAST**  
CONFERENCE

**2018-19  
IN  
REVIEW**



# 2018-19 Standings



	BIG EAST					OVERALL					
	W-L	PCT.	H	A		W-L	PCT.	H	A	N	STREAK
VILLANOVA (23/20)	13-5	.722	9-0	4-5		26-10	.722	13-2	5-7	8-1	LOST 1
MARQUETTE (RV/RV)	12-6	.667	6-3	6-3		24-10	.706	16-3	7-4	1-3	LOST 2
SETON HALL (RV/RV)	9-9	.500	7-2	2-7		20-14	.588	11-4	3-8	6-2	LOST 2
XAVIER	9-9	.500	5-4	4-5		19-16	.543	13-5	4-8	2-3	LOST 1
CREIGHTON	9-9	.500	5-4	4-5		20-15	.571	13-6	4-8	3-1	LOST 1
GEORGETOWN	9-9	.500	5-4	4-5		19-14	.576	13-6	5-6	1-2	LOST 2
ST. JOHN'S	8-10	.444	5-4	3-6		21-13	.618	14-5	4-7	3-1	LOST 2
PROVIDENCE	7-11	.389	4-5	3-6		18-16	.529	11-7	5-6	2-3	LOST 2
BUTLER	7-11	.389	5-4	2-7		16-17	.485	12-4	2-10	2-3	LOST 3
DEPAUL	7-11	.389	4-5	3-6		19-17	.528	16-7	3-10	0-0	LOST 1

(Rankings in Final Associated Press/USA Today Polls)

## POSTSEASON RESULTS

### NCAA CHAMPIONSHIP

#### WEST REGION • HARTFORD, CONN.

No. 12 Murray State 83, No. 5 Marquette 64

#### SOUTH REGION • HARTFORD, CONN.

No. 6 Villanova 61, No. 11 Saint Mary's 57  
No. 3 Purdue 87, No. 6 Villanova 61

#### MIDWEST REGION • JACKSONVILLE, FLA.

No. 7 Wofford 84, No. 10 Seton Hall 68

#### FIRST FOUR (WEST REGION) • DAYTON, OHIO

No. 11 Arizona State 74, No. 11 St. John's 65

### NIT

#### FIRST ROUND

Creighton 70, Loyola-Chicago 61  
Arkansas 84, Providence 72  
Harvard 71, Georgetown 68  
Xavier 78, Toledo 64  
Nebraska 80, Butler 76

#### SECOND ROUND

Creighton 79, Memphis 67  
Texas 78, Xavier 76 OT

#### QUARTERFINAL ROUND

TCU 71, Creighton 58

### CBI

#### FIRST ROUND

DePaul 100, Central Michigan 86

#### SECOND ROUND

DePaul 97, Longwood 89

#### SEMIFINALS

DePaul 92, Coastal Carolina 87

#### FINALS (BEST OF 3)

Game 1: South Florida 63, DePaul 61  
Game 2: DePaul 100, South Florida 96 OT  
Game 3: South Florida 77, DePaul 65

### BIG EAST TOURNAMENT

#### MADISON SQUARE GARDEN MARCH 13-16

#### CHAMPIONSHIP GAME

Villanova 74, Seton Hall 72

#### SEMIFINALS

Villanova 71, Xavier 67 OT  
Seton Hall 81, Marquette 79

#### QUARTERFINALS

No. 1 Villanova 73, Providence 62  
No. 4 Xavier 63, No. 5 Creighton 61  
No. 2 Marquette 86, St. John's 54  
No. 3 Seton Hall 73, No. 6 Georgetown 57

#### FIRST ROUND

No. 8 Providence 80, No. 9 Butler 57  
No. 7 St. John's 82, No. 10 DePaul 74





*Markus Howard, Marquette*

## **ALL-BIG EAST FIRST TEAM**

Jessie Govan, Georgetown, C, Sr., 6-10, 255, Queens Village, N.Y.  
 \*Markus Howard, Marquette, G, Jr., 5-11, 175, Chandler, Ariz.  
 Shamorie Ponds, St. John's, G, Jr., 6-1, 180, Brooklyn, N.Y.  
 \*Myles Powell, Seton Hall, G, Jr., 6-2, 195, Trenton, N.J.  
 \*Phil Booth, Villanova, G, Sr., 6-3, 194, Baltimore, Md.  
 \*Eric Paschall, Villanova, F, Sr., 6-8, 255, Dobbs Ferry, N.Y.

## **ALL-BIG EAST SECOND TEAM**

Kamar Baldwin, Butler, G, Jr., 6-1, 195, Winder, Ga.  
 Max Strus, DePaul, G, Sr., 6-6, 215, Hickory Hills, Ill.  
 Sam Hauser, Marquette, G-F, 6-8, 225, Stevens Point, Wis.  
 Alpha Diallo, Providence, G, Jr., 6-7, 213, New York, N.Y.  
 Naji Marshall, Xavier, F, So., 6-7, 222, Atlantic City, N.J.

## **ALL-BIG EAST HONORABLE MENTION**

Ty-Shon Alexander, Creighton, G, So., 6-4, 195, Charlotte, N.C.  
 Martin Krampelj, Creighton, F, Jr., 6-9, 235, Grosuplje, Slovenia

## **BIG EAST ALL-FRESHMAN TEAM**

\*Marcus Zegarowski, Creighton, G, 6-2, 180, Hamilton, Mass.  
 \*James Akinjo, Georgetown, G, 6-0, 180, Oakland, Calif.  
 Josh LeBlanc, Georgetown, F, 6-7, 230, Baton Rouge, La.  
 Mac McClung, Georgetown, G, 6-2, 185, Lake City, Va.  
 Joey Hauser, Marquette, F, 6-9, 230, Stevens Point, Wis.  
 Sadiq Bey, Villanova, F, 6-8, 220, Largo, Md.

\* denotes a unanimous selection

## **BIG EAST PLAYER OF THE YEAR**

Markus Howard, Marquette

## **BIG EAST COACH OF THE YEAR**

Jay Wright, Villanova

## **BIG EAST FRESHMAN OF THE YEAR**

James Akinjo, Georgetown

## **BIG EAST DEFENSIVE PLAYER OF THE YEAR**

Justin Simon, St. John's

## **BIG EAST MOST IMPROVED PLAYER**

Paul Reed, DePaul

## **BIG EAST SIXTH MAN AWARD**

Paul Jorgensen, Butler

## **BIG EAST SPORTSMANSHIP AWARD**

Nate Fowler, Butler

## **BIG EAST BASKETBALL SCHOLAR-ATHLETE**

Michael Nzei, Seton Hall

## **BIG EAST TOURNAMENT**

### **DAVE GAVITT TROPHY**

### **(MOST OUTSTANDING PLAYER)**

Phil Booth, Villanova

### **BIG EAST ALL-TOURNAMENT TEAM**

Eric Paschall, Villanova  
 Myles Powell, Seton Hall  
 Quincy McKnight, Seton Hall  
 Markus Howard, Marquette  
 Paul Scruggs, Xavier

## **2018-19 BIG EAST WEEKLY HONORS**

Date	Player of the Week	Rookie of the Week
Nov. 12	Markus Howard, Marquette	A.J. Reeves, Providence
Nov. 19	Max Strus, DePaul	James Akinjo, Georgetown
Nov. 26	Shamorie Ponds, St. John's	A.J. Reeves, Providence
Dec. 3	Markus Howard, Marquette	A.J. Reeves, Providence
Dec. 10	Myles Powell, Seton Hall	Joey Hauser, Marquette
Dec. 17	Max Strus, DePaul	Marcus Zegarowski, Creighton
Dec. 23	Markus Howard, Marquette	Mac McClung, Georgetown
Dec. 31	Naji Marshall, Xavier	Josh LeBlanc, Georgetown
Jan. 7	Shamorie Ponds, St. John's	Joey Hauser, Marquette
Jan. 14	Markus Howard, Marquette	James Akinjo, Georgetown
Jan. 21	Sam Hauser, Marquette	Joey Hauser, Marquette
Jan. 28	Ty-Shon Alexander, Creighton	Joey Hauser, Marquette
Feb. 4	Markus Howard, Marquette	James Akinjo, Georgetown
Feb. 11	Markus Howard, Marquette	Mac McClung, Georgetown
Feb. 18	Mustapha Heron, St. John's	Sadiq Bey, Villanova
Feb. 25	Naji Marshall, Xavier	Joey Hauser, Marquette
March 4	Max Strus, DePaul	John LeBlanc, Georgetown
March 11	Myles Powell, Seton Hall	James Akinjo, Georgetown

TO BE RANKED, PLAYERS MUST APPEAR IN AT LEAST 75.0% OF THEIR TEAM'S GAMES.

**SCORING**

##	Player-Team	Cl	G	FG	3FG	FT	Pts	Avg/G
1.	HOWARD, Markus-MU	JR	34	252	120	227	851	25.0
2.	POWELL, Myles-SHU	JR	34	252	107	173	784	23.1
3.	STRUS, Max-DPU	SR	35	232	113	128	705	20.1
4.	PONDS, Shamorie-SJU	JR	33	216	65	153	650	19.7
5.	BOOTH, Phil-VU	SR	36	218	95	137	668	18.6
6.	GOVAN, Jessie-GU	SR	33	212	47	108	579	17.5
7.	BALDWIN, Kamar-BU	JR	33	211	42	96	560	17.0
8.	PASCHALL, Eric-VU	SR	36	195	70	135	595	16.5
9.	DIALLO, Alpha-PC	JR	34	176	40	151	543	16.0
10.	ALEXANDER, Ty-Shon-CU	SO	34	176	97	85	534	15.7
11.	HAUSER, Sam-MU	JR	34	173	88	73	507	14.9
12.	MARSHALL, Naji-XU	SO	33	166	48	104	484	14.7
13.	HERON, Mustapha-SJU	JR	31	153	48	98	452	14.6
14.	FIGUEROA, LJ-SJU	SO	34	199	51	42	491	14.4
15.	KRAMPELJ, Martin-CU	JR	35	177	26	93	473	13.5
16.	AKINJO, James-GU	FR	33	128	52	134	442	13.4
17.	MCCLUNG, Mac-GU	FR	29	127	39	87	380	13.1
18.	CAIN, Eli-DPU	SR	35	158	61	81	458	13.1
19.	OLUJOBI, Femi-DPU	SR	36	163	14	120	460	12.8
20.	REED, Paul-DPU	SO	36	176	15	77	444	12.3
21.	SCRUGGS, Paul-XU	SO	35	154	51	70	429	12.3
22.	JORGENSEN, Paul-BU	SR	33	138	72	38	386	11.7
23.	WATSON, Nate-PC	SO	34	148	0	101	397	11.7
24.	JONES, Tyrique-XU	JR	34	151	0	82	384	11.3
25.	BALLOCK, Mitch-CU	SO	35	130	95	32	387	11.1
26.	GOODIN, Quentin-XU	JR	31	114	42	71	341	11.0
27.	GILLESPIE, Collin-VU	SO	35	114	74	78	380	10.9
28.	HANKINS, Zach-XU	SR	35	162	0	48	372	10.6
29.	CLARK II, Marvin-SJU	SR	34	115	72	54	356	10.5
30.	ZEGAROWSKI, Marcus-CU	FR	32	112	60	50	334	10.4

**REBOUNDING**

##	Player-Team	Cl	G	OFF	DEF	TOT	Avg/G
1.	REED, Paul-DPU	SO	36	98	207	305	8.5
2.	DIALLO, Alpha-PC	JR	34	88	188	276	8.1
3.	MAMUKELASHVILI, S.-SHU	SO	34	76	189	265	7.8
4.	JONES, Tyrique-XU	JR	34	114	148	262	7.7
5.	GOVAN, Jessie-GU	SR	33	58	188	246	7.5
6.	LEBLANC, Josh-GU	FR	33	84	158	242	7.3
7.	HAUSER, Sam-MU	JR	34	35	210	245	7.2
8.	MARSHALL, Naji-XU	SO	33	29	208	237	7.2
9.	KRAMPELJ, Martin-CU	JR	35	60	181	241	6.9
10.	FIGUEROA, LJ-SJU	SO	34	52	164	216	6.4
11.	PASCHALL, Eric-VU	SR	36	46	175	221	6.1
12.	STRUS, Max-DPU	SR	35	39	168	207	5.9
13.	COSBY-ROUNDTREE, D.-VU	SO	36	90	119	209	5.8
14.	BUTZ, Jaylen-DPU	SO	35	73	127	200	5.7
15.	OLUJOBI, Femi-DPU	SR	36	71	125	196	5.4
16.	CLARK II, Marvin-SJU	SR	34	26	159	185	5.4
17.	SAMUELS, Jermaine-VU	SO	35	59	130	189	5.4
18.	HAUSER, Joey-MU	FR	34	30	150	180	5.3
19.	HANKINS, Zach-XU	SR	35	76	109	185	5.3
20.	NZEI, Michael-SHU	SR	34	70	108	178	5.2
	WATSON, Nate-PC	SO	34	77	101	178	5.2

**FIELD GOAL PCT** (MIN. 3.0 MADE PER GAME)

##	Player-Team	Cl	G	FG	FGA	Pct
1.	HANKINS, Zach-XU	SR	35	162	236	.686
2.	LEBLANC, Josh-GU	FR	33	114	181	.630
3.	JONES, Tyrique-XU	JR	34	151	242	.624
4.	NZEI, Michael-SHU	SR	34	121	201	.602
5.	OLUJOBI, Femi-DPU	SR	36	163	271	.601
6.	KRAMPELJ, Martin-CU	JR	35	177	299	.592
7.	WATSON, Nate-PC	SO	34	148	251	.590
8.	REED, Paul-DPU	SO	36	176	313	.562
9.	FIGUEROA, LJ-SJU	SO	34	199	388	.513
10.	GOVAN, Jessie-GU	SR	33	212	427	.496
11.	SIMON, Justin-SJU	JR	34	140	303	.462
12.	SCRUGGS, Paul-XU	SO	35	154	334	.461
13.	HAUSER, Sam-MU	JR	34	173	377	.459
14.	BEY, Sadiq-VU	FR	36	109	238	.458
15.	BALLOCK, Mitch-CU	SO	35	130	286	.455

**3-POINT FG PCT** (MIN. 1.0 MADE PER GAME)

##	Player-Team	Cl	G	3FG	FGA	Pct
1.	ZEGAROWSKI, Marcus-CU	FR	32	60	141	.426
2.	HAUSER, Joey-MU	FR	34	45	106	.425
3.	WELAGE, Ryan-XU	SR	35	60	143	.420
4.	BALLOCK, Mitch-CU	SO	35	95	227	.419
5.	GOVAN, Jessie-GU	SR	33	47	114	.412
6.	McDERMOTT, Sean-BU	JR	33	73	180	.406
7.	HERON, Mustapha-SJU	JR	31	48	119	.403
8.	HOWARD, Markus-MU	JR	34	120	298	.403
9.	HAUSER, Sam-MU	JR	34	88	219	.402
10.	AKINJO, James-GU	FR	33	52	133	.391
11.	JORGENSEN, Paul-BU	SR	33	72	185	.389
12.	MALINOWSKI, Greg-GU	SR	33	36	93	.387
13.	FIGUEROA, LJ-SJU	SO	34	51	133	.383
14.	GILLESPIE, Collin-VU	SO	35	74	195	.379
15.	CALE, Myles-SHU	SO	34	54	143	.378

**FREE THROW PCT** (MIN. 2.0 MADE PER GAME)

##	Player-Team	Cl	G	FTM	FTA	Pct
1.	HAUSER, Sam-MU	JR	34	73	79	.924
2.	HOWARD, Markus-MU	JR	34	227	255	.890
3.	BALDWIN, Kamar-BU	JR	33	96	113	.850
4.	STRUS, Max-DPU	SR	35	128	152	.842
5.	POWELL, Myles-SHU	JR	34	173	206	.840
6.	GILLESPIE, Collin-VU	SO	35	78	93	.839
7.	PONDS, Shamorie-SJU	JR	33	153	183	.836
8.	JACKSON, Isaiah-PC	SR	34	85	102	.833
9.	AKINJO, James-GU	FR	33	134	165	.812
10.	MCCLUNG, Mac-GU	FR	29	87	109	.798
11.	ALEXANDER, Ty-Shon-CU	SO	34	85	107	.794
12.	HAUSER, Joey-MU	FR	34	72	91	.791
13.	REED, Paul-DPU	SO	36	77	100	.770
14.	GOVAN, Jessie-GU	SR	33	108	141	.766
15.	HERON, Mustapha-SJU	JR	31	98	130	.754

**ASSISTS**

##	Player-Team	Cl	G	Assists	Avg/G
1.	AKINJO, James-GU	FR	33	173	5.24
2.	PONDS, Shamorie-SJU	JR	33	169	5.12
3.	GOODIN, Quentin-XU	JR	31	149	4.81
4.	THOMPSON, Aaron-BU	SO	33	142	4.30
5.	MCKNIGHT, Quincy-SHU	JR	34	134	3.94
6.	GAGE, Devin-DPU	SO	33	130	3.94
7.	HOWARD, Markus-MU	JR	34	133	3.91
8.	BOOTH, Phil-VU	SR	36	137	3.81
9.	CAIN, Eli-DPU	SR	35	119	3.40
10.	MARSHALL, Naji-XU	SO	33	112	3.39
11.	ZEGAROWSKI, Marcus-CU	FR	32	108	3.38
12.	SCRUGGS, Paul-XU	SO	35	117	3.34
13.	SIMON, Justin-SJU	JR	34	108	3.18
14.	BALLOCK, Mitch-CU	SO	35	111	3.17
15.	DIALLO, Alpha-PC	JR	34	106	3.12

## 2018-19 Individual &amp; Team Statistics

**STEALS**

##	Player-Team	Cl	G	Steals	Avg/G
1.	PONDS, Shamorie-SJU	JR	33	87	2.64
2.	POWELL, Myles-SHU	JR	34	68	2.00
3.	FIGUEROA, LJ-SJU	SO	34	61	1.79
4.	DIALLO, Alpha-PC	JR	34	56	1.65
5.	MCKNIGHT, Quincy-SHU	JR	34	55	1.62
6.	BALDWIN, Kamar-BU	JR	33	49	1.48
7.	SIMON, Justin-SJU	JR	34	50	1.47
8.	GAGE, Devin-DPU	SO	33	44	1.33
9.	JACKSON, Isaiah-PC	SR	34	44	1.29
10.	SCRUGGS, Paul-XU	SO	35	43	1.23
11.	GOODIN, Quentin-XU	JR	31	38	1.23
12.	ALEXANDER, Ty-Shon-CU	SO	34	41	1.21
13.	CAIN, Eli-DPU	SR	35	42	1.20
14.	THOMPSON, Aaron-BU	SO	33	38	1.15
15.	MINTZ, Davion-CU	JR	35	40	1.14

**BLOCKED SHOTS**

##	Player-Team	Cl	G	Blocks	Avg/G
1.	JOHN, Theo-MU	SO	34	70	2.06
2.	HANKINS, Zach-XU	SR	35	54	1.54
3.	REED, Paul-DPU	SO	36	55	1.53
4.	GILL, Romaro-SHU	JR	27	34	1.26
5.	GOVAN, Jessie-GU	SR	33	41	1.24
6.	MAMUKELASHVILI, S.-SHU	SO	34	41	1.21
7.	LEBLANC, Josh-GU	FR	33	36	1.09
8.	PICKETT, Jamorko-GU	SO	31	32	1.03
9.	NICHOLS Jr, Jimmy-PC	FR	30	27	0.90
10.	COSBY-ROUNDTREE, D.-VU	SO	36	32	0.89
11.	JONES, Tyrique-XU	JR	34	29	0.85
12.	KRAMPELJ, Martin-CU	JR	35	29	0.83
13.	SAMUELS, Jermaine-VU	SO	35	27	0.77
14.	YOUNG, Kalif-PC	JR	33	25	0.76
15.	WATSON, Nate-PC	SO	34	24	0.71

**ASSIST/TURNOVER RATIO** (MIN. 3.0 ASSISTS/GAME)

##	Player-Team	Cl	G	Asst	Avg	Turn	Avg	Ratio
1.	PONDS, Shamorie-SJU	JR	33	169	5.1	65	2.0	2.60
2.	BALLOCK, Mitch-CU	SO	35	111	3.2	45	1.3	2.47
3.	THOMPSON, Aaron-BU	SO	33	142	4.3	68	2.1	2.09
4.	ZEGAROWSKI, Marcus-CU	FR	32	108	3.4	58	1.8	1.86
5.	GOODIN, Quentin-XU	JR	31	149	4.8	85	2.7	1.75
6.	AKINJO, James-GU	FR	33	173	5.2	99	3.0	1.75
7.	GAGE, Devin-DPU	SO	33	130	3.9	78	2.4	1.67
8.	BOOTH, Phil-VU	SR	36	137	3.8	84	2.3	1.63
9.	MCKNIGHT, Quincy-SHU	JR	34	134	3.9	86	2.5	1.56
10.	SIMON, Justin-SJU	JR	34	108	3.2	73	2.1	1.48

**SCORING OFFENSE**

##	Team	G	W-L	Pts	Avg/G
1.	Georgetown	33	19-14	2625	79.5
2.	DePaul	36	19-17	2821	78.4
3.	Creighton	35	20-15	2727	77.9
4.	Marquette	34	24-10	2629	77.3
5.	St. John's	34	21-13	2623	77.1
6.	Seton Hall	34	20-14	2508	73.8
7.	Villanova	36	26-10	2654	73.7
8.	Xavier	35	19-16	2526	72.2
9.	Butler	33	16-17	2374	71.9
10.	Providence	34	18-16	2428	71.4

**SCORING DEFENSE**

##	Team	G	Pts	Avg/G
1.	Villanova	36	2425	67.4
2.	Marquette	34	2363	69.5
3.	Providence	34	2374	69.8
4.	Xavier	35	2472	70.6
5.	Butler	33	2337	70.8
6.	Seton Hall	34	2443	71.9
7.	Creighton	35	2561	73.2
8.	St. John's	34	2542	74.8
9.	DePaul	36	2751	76.4
10.	Georgetown	33	2576	78.1

**SCORING MARGIN**

##	Team	G	OFF	DEF	Margin
1.	Marquette	34	77.3	69.5	+7.8
2.	Villanova	36	73.7	67.4	+6.4
3.	Creighton	35	77.9	73.2	+4.7
4.	St. John's	34	77.1	74.8	+2.4
5.	DePaul	36	78.4	76.4	+1.9
6.	Seton Hall	34	73.8	71.9	+1.9
7.	Providence	34	71.4	69.8	+1.6
8.	Xavier	35	72.2	70.6	+1.5
9.	Georgetown	33	79.5	78.1	+1.5
10.	Butler	33	71.9	70.8	+1.1

**FREE THROW PCT**

##	Team	G	FTM	FTA	Pct
1.	Marquette	34	524	692	.757
2.	Butler	33	360	488	.738
3.	Georgetown	33	568	771	.737
4.	Villanova	36	506	695	.728
5.	DePaul	36	562	773	.727
6.	St. John's	34	446	620	.719
7.	Seton Hall	34	492	697	.706
8.	Providence	34	533	771	.691
9.	Creighton	35	395	582	.679
10.	Xavier	35	437	644	.679

**FIELD GOAL PERCENTAGES**

##	Team	G	FG	FGA	Pct
1.	Creighton	35	980	2044	.479
2.	DePaul	36	1009	2143	.471
3.	Xavier	35	922	1977	.466
4.	Marquette	34	893	1969	.454
5.	St. John's	34	944	2100	.450
6.	Butler	33	861	1934	.445
7.	Georgetown	33	894	2017	.443
8.	Seton Hall	34	888	2021	.439
9.	Villanova	36	884	2019	.438
10.	Providence	34	835	1973	.423

**FIELD GOAL PCT DEFENSE**

##	Team	G	FG	FGA	Pct
1.	Marquette	34	819	2020	.405
2.	Seton Hall	34	845	1974	.428
3.	Xavier	35	898	2081	.432
4.	Georgetown	33	913	2111	.432
5.	Providence	34	834	1927	.433
6.	St. John's	34	853	1961	.435
7.	Villanova	36	877	2012	.436
8.	DePaul	36	963	2132	.452
9.	Butler	33	815	1784	.457
10.	Creighton	35	943	2063	.457

**3-POINT FG PCT**

##	Team	G	FG	FGA	Pct
1.	Marquette	34	319	822	.388
2.	Creighton	35	372	961	.387
3.	St. John's	34	289	809	.357
4.	Georgetown	33	269	757	.355
5.	Butler	33	292	827	.353
6.	Villanova	36	380	1081	.352
7.	DePaul	36	241	703	.343
8.	Xavier	35	245	740	.331
9.	Providence	34	225	690	.326
10.	Seton Hall	34	240	741	.324

**3-POINT FG PCT DEFENSE**

##	Team	G	FG	FGA	Pct
1.	Marquette	34	233	720	.324
2.	Georgetown	33	291	858	.339
3.	Seton Hall	34	270	793	.340
4.	Providence	34	246	721	.341
5.	St. John's	34	283	828	.342
6.	Villanova	36	274	799	.343
7.	Creighton	35	291	822	.354
8.	Xavier	35	313	879	.356
9.	Butler	33	251	703	.357
10.	DePaul	36	344	922	.373

**REBOUNDING OFFENSE**

##	Team	G	Reb	Avg/G
1.	Georgetown	33	1298	39.3
2.	Marquette	34	1300	38.2
3.	DePaul	36	1346	37.4
4.	Xavier	35	1284	36.7
5.	Providence	34	1235	36.3
6.	Seton Hall	34	1215	35.7
7.	Villanova	36	1257	34.9
8.	Creighton	35	1196	34.2
9.	St. John's	34	1117	32.9
10.	Butler	33	1056	32.0

**REBOUNDING DEFENSE**

##	Team	G	Reb	Avg/G
1.	Xavier	35	1124	32.1
2.	DePaul	36	1160	32.2
3.	Villanova	36	1194	33.2
4.	Marquette	34	1148	33.8
5.	Creighton	35	1187	33.9
6.	Butler	33	1131	34.3
7.	Providence	34	1188	34.9
8.	Seton Hall	34	1217	35.8
9.	Georgetown	33	1198	36.3
10.	St. John's	34	1318	38.8

**REBOUNDING MARGIN**

##	Team	G	TEAM	Avg	OPP	Avg	Margin
1.	DePaul	36	1346	37.4	1160	32.2	+5.2
2.	Xavier	35	1284	36.7	1124	32.1	+4.6
3.	Marquette	34	1300	38.2	1148	33.8	+4.5
4.	Georgetown	33	1298	39.3	1198	36.3	+3.0
5.	Villanova	36	1257	34.9	1194	33.2	+1.8
6.	Providence	34	1235	36.3	1188	34.9	+1.4
7.	Creighton	35	1196	34.2	1187	33.9	+0.3
8.	Seton Hall	34	1215	35.7	1217	35.8	-0.1
9.	Butler	33	1056	32.0	1131	34.3	-2.3
10.	St. John's	34	1117	32.9	1318	38.8	-5.9

**BLOCKED SHOTS**

##	Team	G	Blocks	Avg/G
1.	Marquette	34	145	4.26
2.	Providence	34	136	4.00
3.	Georgetown	33	131	3.97
4.	Seton Hall	34	132	3.88
5.	Xavier	35	128	3.66
6.	St. John's	34	111	3.26
7.	DePaul	36	117	3.25
8.	Villanova	36	106	2.94
9.	Creighton	35	92	2.63
10.	Butler	33	62	1.88

**ASSISTS**

##	Team	G	Assists	Avg/G
1.	Georgetown	33	542	16.42
2.	Creighton	35	561	16.03
3.	Xavier	35	519	14.83
4.	Providence	34	491	14.44
5.	DePaul	36	513	14.25
6.	Villanova	36	503	13.97
7.	St. John's	34	472	13.88
8.	Seton Hall	34	459	13.50
9.	Marquette	34	456	13.41
10.	Butler	33	434	13.15

**STEALS**

##	Team	G	Steals	Avg/G
1.	St. John's	34	302	8.88
2.	Providence	34	253	7.44
3.	Seton Hall	34	235	6.91
4.	Creighton	35	237	6.77
5.	DePaul	36	227	6.31
6.	Georgetown	33	198	6.00
7.	Butler	33	193	5.85
8.	Xavier	35	190	5.43
9.	Villanova	36	194	5.39
10.	Marquette	34	168	4.94

**ASSIST/TURNOVER RATIO**

##	Team	G	Asst	Avg	Turn	Avg	Ratio
1.	St. John's	34	472	13.9	357	10.5	1.32
2.	Villanova	36	503	14.0	400	11.1	1.26
3.	Georgetown	33	542	16.4	443	13.4	1.22
4.	Butler	33	434	13.2	358	10.8	1.21
5.	Creighton	35	561	16.0	465	13.3	1.21
6.	Xavier	35	519	14.8	463	13.2	1.12
7.	Providence	34	491	14.4	445	13.1	1.10
8.	Seton Hall	34	459	13.5	421	12.4	1.09
9.	DePaul	36	513	14.3	487	13.5	1.05
10.	Marquette	34	456	13.4	470	13.8	0.97

# 2018-19 Individual Statistics

## SCORING

##	Player-Team	Cl	G	FG	3FG	FT	Pts	Avg/G
1.	HOWARD, Markus-MU	JR	18	136	63	113	448	24.9
2.	POWELL, Myles-SHU	JR	18	129	50	94	402	22.3
3.	PONDS, Shamorie-SJU	JR	17	115	37	81	348	20.5
4.	BOOTH, Phil-VU	SR	18	115	51	74	355	19.7
5.	BALDWIN, Kamar-BU	JR	18	129	25	57	340	18.9
6.	STRUS, Max-DPU	SR	18	109	57	59	334	18.6
7.	PASCHALL, Eric-VU	SR	18	103	39	70	315	17.5
8.	GOVAN, Jessie-GU	SR	18	109	26	64	308	17.1
9.	KRAMPELJ, Martin-CU	JR	18	107	15	72	301	16.7
10.	MARSHALL, Naji-XU	SO	17	95	32	60	282	16.6
11.	ALEXANDER, Ty-Shon-CU	SO	17	81	45	51	258	15.2
12.	DIALLO, Alpha-PC	JR	18	89	16	79	273	15.2
13.	HAUSER, Sam-MU	JR	18	91	45	42	269	14.9
14.	OLUJOBI, Femi-DPU	SR	18	92	11	72	267	14.8
15.	HERON, Mustapha-SJU	JR	15	74	24	50	222	14.8
16.	MCCLUNG, Mac-GU	FR	15	70	26	47	213	14.2
17.	FIGUEROA, LJ-SJU	SO	18	103	24	24	254	14.1
18.	REED, Paul-DPU	SO	18	93	9	44	239	13.3
19.	AKINJO, James-GU	FR	18	60	31	77	228	12.7
20.	WATSON, Nate-PC	SO	18	88	0	49	225	12.5
21.	SCRUGGS, Paul-XU	SO	18	79	28	37	223	12.4
22.	CAIN, Eli-DPU	SR	18	75	27	40	217	12.1
23.	JONES, Tyrique-XU	JR	18	80	0	55	215	11.9
24.	BALLOCK, Mitch-CU	SO	18	68	51	19	206	11.4
25.	GILLESPIE, Collin-VU	SO	18	59	44	34	196	10.9
	SIMON, Justin-SJU	JR	18	79	6	32	196	10.9
27.	CALE, Myles-SHU	SO	18	73	32	17	195	10.8
28.	ZEGAROWSKI, Marcus-CU	FR	15	53	27	27	160	10.7
29.	MINTZ, Davion-CU	JR	18	65	26	35	191	10.6
30.	CLARK II, Marvin-SJU	SR	18	63	40	21	187	10.4
	HANKINS, Zach-XU	SR	18	83	0	21	187	10.4

## REBOUNDING

##	Player-Team	Cl	G	OFF	DEF	TOT	Avg/G
1.	REED, Paul-DPU	SO	18	50	112	162	9.0
2.	KRAMPELJ, Martin-CU	JR	18	36	112	148	8.2
3.	DIALLO, Alpha-PC	JR	18	52	92	144	8.0
4.	JONES, Tyrique-XU	JR	18	62	77	139	7.7
5.	GOVAN, Jessie-GU	SR	18	36	102	138	7.7
6.	MAMUKELASHVILI, S.-SHU	SO	18	39	95	134	7.4
7.	HAUSER, Sam-MU	JR	18	17	113	130	7.2
8.	LEBLANC, Josh-GU	FR	18	44	85	129	7.2
9.	PASCHALL, Eric-VU	SR	18	17	99	116	6.4
10.	MARSHALL, Naji-XU	SO	17	9	94	103	6.1
11.	SAMUELS, Jermaine-VU	SO	17	37	65	102	6.0
12.	FIGUEROA, LJ-SJU	SO	18	25	77	102	5.7
	CLARK II, Marvin-SJU	SR	18	16	86	102	5.7
	JOHN, Theo-MU	SO	18	34	68	102	5.7
15.	BEY, Saddiq-VU	FR	18	45	55	100	5.6
16.	OLUJOBI, Femi-DPU	SR	18	38	61	99	5.5
	HANKINS, Zach-XU	SR	18	44	55	99	5.5
18.	BUTZ, Jaylen-DPU	SO	17	34	56	90	5.3
19.	SCRUGGS, Paul-XU	SO	18	17	73	90	5.0
	WATSON, Nate-PC	SO	18	41	49	90	5.0

## FIELD GOAL PCT (MIN. 3.0 MADE PER GAME)

##	Player-Team	Cl	G	FG	FGA	Pct
1.	HANKINS, Zach-XU	SR	18	83	128	.648
2.	OLUJOBI, Femi-DPU	SR	18	92	149	.617
3.	LEBLANC, Josh-GU	FR	18	63	103	.612
4.	JONES, Tyrique-XU	JR	18	80	131	.611
5.	WATSON, Nate-PC	SO	18	88	145	.607
6.	KRAMPELJ, Martin-CU	JR	18	107	178	.601
7.	NZEI, Michael-SHU	SR	18	59	103	.573
8.	BRUNK, Joey-BU	SO	18	55	97	.567
9.	REED, Paul-DPU	SO	18	93	171	.544
10.	FIGUEROA, LJ-SJU	SO	18	103	203	.507
11.	BEY, Saddiq-VU	FR	18	61	126	.484
12.	BALDWIN, Kamar-BU	JR	18	129	271	.476
13.	ANIM, Sacar-MU	JR	18	70	149	.470
14.	BALLOCK, Mitch-CU	SO	18	68	145	.469
15.	SIMON, Justin-SJU	JR	18	79	169	.467

## 3-POINT FG PCT (MIN. 1.0 MADE PER GAME)

##	Player-Team	Cl	G	3FG	FGA	Pct
1.	HAUSER, Joey-MU	FR	18	28	62	.452
2.	BALLOCK, Mitch-CU	SO	18	51	120	.425
3.	BEY, Saddiq-VU	FR	18	31	73	.425
4.	WELAGE, Ryan-XU	SR	18	27	65	.415
5.	CALE, Myles-SHU	SO	18	32	78	.410
6.	HOWARD, Markus-MU	JR	18	63	156	.404
7.	AKINJO, James-GU	FR	18	31	77	.403
8.	HERON, Mustapha-SJU	JR	15	24	60	.400
9.	GOVAN, Jessie-GU	SR	18	26	66	.394
10.	FIGUEROA, LJ-SJU	SO	18	24	62	.387
11.	MALINOWSKI, Greg-GU	SR	18	22	57	.386
12.	STRUS, Max-DPU	SR	18	57	148	.385
13.	GILLESPIE, Collin-VU	SO	18	44	116	.379
14.	HAUSER, Sam-MU	JR	18	45	120	.375
	McDERMOTT, Sean-BU	JR	18	33	88	.375

## FREE THROW PCT (MIN. 2.0 MADE PER GAME)

##	Player-Team	Cl	G	FTM	FTA	Pct
1.	HAUSER, Sam-MU	JR	18	42	43	.977
2.	REED, Paul-DPU	SO	18	44	48	.917
3.	HOWARD, Markus-MU	JR	18	113	126	.897
4.	JACKSON, Isaiah-PC	SR	18	42	49	.857
5.	STRUS, Max-DPU	SR	18	59	69	.855
6.	BALDWIN, Kamar-BU	JR	18	57	67	.851
7.	POWELL, Myles-SHU	JR	18	94	111	.847
8.	NZEI, Michael-SHU	SR	18	37	44	.841
9.	AKINJO, James-GU	FR	18	77	93	.828
10.	HAUSER, Joey-MU	FR	18	37	45	.822
11.	PONDS, Shamorie-SJU	JR	17	81	99	.818
12.	ALEXANDER, Ty-Shon-CU	SO	17	51	63	.810
13.	PASCHALL, Eric-VU	SR	18	70	89	.787
14.	MCCLUNG, Mac-GU	FR	15	47	60	.783
15.	HERON, Mustapha-SJU	JR	15	50	64	.781

## ASSISTS

##	Player-Team	Cl	G	Assists	Avg/G
1.	AKINJO, James-GU	FR	18	108	6.00
2.	MCKNIGHT, Quincy-SHU	JR	18	87	4.83
3.	PONDS, Shamorie-SJU	JR	17	80	4.71
4.	GAGE, Devin-DPU	SO	18	79	4.39
5.	BOOTH, Phil-VU	SR	18	78	4.33
6.	GOODIN, Quentin-XU	JR	16	67	4.19
7.	ZEGAROWSKI, Marcus-CU	FR	15	58	3.87
8.	HOWARD, Markus-MU	JR	18	69	3.83
9.	THOMPSON, Aaron-BU	SO	18	65	3.61
10.	MINTZ, Davion-CU	JR	18	63	3.50

## STEALS

##	Player-Team	Cl	G	Steals	Avg/G
1.	PONDS, Shamorie-SJU	JR	17	44	2.59
2.	FIGUEROA, LJ-SJU	SO	18	35	1.94
	POWELL, Myles-SHU	JR	18	35	1.94
4.	MCKNIGHT, Quincy-SHU	JR	18	32	1.78
5.	BALDWIN, Kamar-BU	JR	18	29	1.61
6.	ALEXANDER, Ty-Shon-CU	SO	17	27	1.59
7.	DIALLO, Alpha-PC	JR	18	26	1.44
	KRAMPELJ, Martin-CU	JR	18	26	1.44
9.	SIMON, Justin-SJU	JR	18	24	1.33
10.	WHITE, Maliek-PC	JR	18	23	1.28
11.	ZEGAROWSKI, Marcus-CU	FR	15	19	1.27
12.	CAIN, Eli-DPU	SR	18	22	1.22
	MINTZ, Davion-CU	JR	18	22	1.22
	GILLESPIE, Collin-VU	SO	18	22	1.22
15.	JACKSON, Isaiah-PC	SR	18	21	1.17

## BLOCKED SHOTS

##	Player-Team	Cl	G	Blocks	Avg/G
1.	JOHN, Theo-MU	SO	18	39	2.17
2.	HANKINS, Zach-XU	SR	18	29	1.61
3.	GOVAN, Jessie-GU	SR	18	26	1.44
4.	REED, Paul-DPU	SO	18	24	1.33
5.	MAMUKELASHVILI, S.-SHU	SO	18	23	1.28
6.	LEBLANC, Josh-GU	FR	18	20	1.11
7.	SAMUELS, Jermaine-VU	SO	17	18	1.06
8.	JONES, Tyrique-XU	JR	18	18	1.00
	KEITA, Sedee-SJU	SO	16	16	1.00
10.	KRAMPELJ, Martin-CU	JR	18	17	0.94
11.	YOUNG, Kalif-PC	JR	17	16	0.94
12.	PICKETT, Jamorko-GU	SO	17	15	0.88
13.	NICHOLS Jr, Jimmy-PC	FR	15	12	0.80
14.	SIMON, Justin-SJU	JR	18	13	0.72
15.	COSBY-ROUNDTREE, D.-VU	SO	18	12	0.67
	HAUSER, Sam-MU	JR	18	12	0.67

## ASSIST/TURNOVER RATIO (MIN. 3.0 ASSISTS/GAME)

##	Player-Team	Cl	G	Asst	Avg	Turn	Avg	Ratio
1.	AKINJO, James-GU	FR	18	108	6.0	45	2.5	2.40
2.	BALLOCK, Mitch-CU	SO	18	57	3.2	24	1.3	2.38
3.	GAGE, Devin-DPU	SO	18	79	4.4	37	2.1	2.14
4.	PONDS, Shamorie-SJU	JR	17	80	4.7	38	2.2	2.11
5.	BOOTH, Phil-VU	SR	18	78	4.3	40	2.2	1.95
6.	ZEGAROWSKI, Marcus-CU	FR	15	58	3.9	31	2.1	1.87
7.	THOMPSON, Aaron-BU	SO	18	65	3.6	37	2.1	1.76
8.	MINTZ, Davion-CU	JR	18	63	3.5	37	2.1	1.70
9.	MCKNIGHT, Quincy-SHU	JR	18	87	4.8	58	3.2	1.50
10.	SIMON, Justin-SJU	JR	18	60	3.3	43	2.4	1.40

## SCORING OFFENSE

##	Team	G	W-L	Pts	Avg/G
1.	Georgetown	18	9-9	1429	79.4
2.	DePaul	18	7-11	1366	75.9
3.	Marquette	18	12-6	1361	75.6
4.	Creighton	18	9-9	1352	75.1
5.	St. John's	18	8-10	1350	75.0
6.	Villanova	18	13-5	1337	74.3
7.	Seton Hall	18	9-9	1309	72.7
8.	Butler	18	7-11	1300	72.2
9.	Xavier	18	9-9	1261	70.1
10.	Providence	18	7-11	1236	68.7

## SCORING DEFENSE

##	Team	G	Pts	Avg/G
1.	Villanova	18	1222	67.9
2.	Xavier	18	1282	71.2
3.	Providence	18	1283	71.3
4.	Marquette	18	1286	71.4
5.	Seton Hall	18	1318	73.2
6.	Creighton	18	1332	74.0
7.	Butler	18	1338	74.3
8.	St. John's	18	1378	76.6
9.	DePaul	18	1411	78.4
10.	Georgetown	18	1451	80.6

## SCORING MARGIN

##	Team	G	OFF	DEF	Margin
1.	Villanova	18	74.3	67.9	+6.4
2.	Marquette	18	75.6	71.4	+4.2
3.	Creighton	18	75.1	74.0	+1.1
4.	Seton Hall	18	72.7	73.2	-0.5
5.	Xavier	18	70.1	71.2	-1.2
6.	Georgetown	18	79.4	80.6	-1.2
7.	St. John's	18	75.0	76.6	-1.6
8.	Butler	18	72.2	74.3	-2.1
9.	DePaul	18	75.9	78.4	-2.5
10.	Providence	18	68.7	71.3	-2.6

## FREE THROW PCT

##	Team	G	FTM	FTA	Pct
1.	Marquette	18	263	342	.769
2.	Creighton	18	228	308	.740
3.	St. John's	18	225	304	.740
4.	DePaul	18	277	376	.737
5.	Georgetown	18	296	402	.736
6.	Villanova	18	249	340	.732
7.	Butler	18	189	260	.727
8.	Seton Hall	18	239	332	.720
9.	Xavier	18	228	325	.702
10.	Providence	18	276	394	.701

## FIELD GOAL PERCENTAGES

##	Team	G	FG	FGA	Pct
1.	DePaul	18	484	1039	.466
2.	Marquette	18	465	1009	.461
3.	Xavier	18	453	990	.458
4.	Creighton	18	471	1037	.454
5.	St. John's	18	489	1097	.446
6.	Villanova	18	444	1012	.439
7.	Seton Hall	18	471	1076	.438
8.	Butler	18	477	1092	.437
9.	Georgetown	18	486	1113	.437
10.	Providence	18	424	1059	.400

## FIELD GOAL PCT DEFENSE

##	Team	G	FG	FGA	Pct
1.	Marquette	18	437	1049	.417
2.	Villanova	18	442	1017	.435
3.	Seton Hall	18	463	1065	.435
4.	St. John's	18	458	1046	.438
5.	Georgetown	18	512	1168	.438
6.	Providence	18	449	1016	.442
7.	Xavier	18	469	1061	.442
8.	Creighton	18	484	1059	.457
9.	Butler	18	464	1001	.464
10.	DePaul	18	486	1042	.466

# 2018-19 Team Statistics

## 3-POINT FG PCT

##	Team	G	FG	FGA	Pct
1.	Marquette	18	168	422	.398
2.	DePaul	18	121	317	.382
3.	Georgetown	18	161	434	.371
4.	Creighton	18	182	505	.360
5.	Villanova	18	200	557	.359
6.	St. John's	18	147	413	.356
7.	Xavier	18	127	370	.343
8.	Butler	18	157	463	.339
9.	Seton Hall	18	128	399	.321
10.	Providence	18	112	382	.293

## 3-POINT FG PCT DEFENSE

##	Team	G	FG	FGA	Pct
1.	Providence	18	126	372	.339
2.	St. John's	18	153	449	.341
3.	Seton Hall	18	144	416	.346
4.	Marquette	18	134	387	.346
5.	Georgetown	18	164	472	.347
6.	Xavier	18	151	429	.352
7.	Villanova	18	152	431	.353
8.	Butler	18	145	399	.363
9.	Creighton	18	168	457	.368
10.	DePaul	18	166	450	.369

## REBOUNDING OFFENSE

##	Team	G	Reb	Avg/G
1.	Georgetown	18	700	38.9
2.	Seton Hall	18	656	36.4
3.	Providence	18	652	36.2
4.	Xavier	18	641	35.6
5.	DePaul	18	639	35.5
6.	Marquette	18	631	35.1
7.	Villanova	18	623	34.6
8.	Creighton	18	605	33.6
9.	Butler	18	594	33.0
10.	St. John's	18	564	31.3

## REBOUNDING DEFENSE

##	Team	G	Reb	Avg/G
1.	Xavier	18	563	31.3
2.	DePaul	18	566	31.4
3.	Marquette	18	607	33.7
4.	Villanova	18	612	34.0
5.	Butler	18	635	35.3
6.	Creighton	18	637	35.4
7.	Seton Hall	18	644	35.8
8.	Providence	18	652	36.2
9.	Georgetown	18	672	37.3
10.	St. John's	18	717	39.8

## BLOCKED SHOTS

##	Team	G	Blocks	Avg/G
1.	Marquette	18	73	4.06
2.	Georgetown	18	72	4.00
3.	Xavier	18	70	3.89
4.	Seton Hall	18	68	3.78
5.	St. John's	18	66	3.67
6.	Providence	18	65	3.61
7.	DePaul	18	53	2.94
8.	Villanova	18	50	2.78
9.	Creighton	18	46	2.56
10.	Butler	18	34	1.89

## ASSISTS

##	Team	G	Assists	Avg/G
1.	Georgetown	18	302	16.78
2.	Creighton	18	282	15.67
3.	Xavier	18	262	14.56
4.	Villanova	18	260	14.44
5.	Providence	18	256	14.22
6.	Seton Hall	18	253	14.06
7.	DePaul	18	251	13.94
8.	St. John's	18	233	12.94
9.	Marquette	18	232	12.89
10.	Butler	18	217	12.06

## STEALS

##	Team	G	Steals	Avg/G
1.	St. John's	18	153	8.50
2.	Providence	18	144	8.00
3.	Creighton	18	130	7.22
4.	Seton Hall	18	126	7.00
5.	Butler	18	114	6.33
6.	Georgetown	18	103	5.72
7.	DePaul	18	102	5.67
8.	Villanova	18	98	5.44
9.	Marquette	18	81	4.50
	Xavier	18	81	4.50

## REBOUNDING MARGIN

##	Team	G	TEAM	Avg	OPP	Avg	Margin
1.	Xavier	18	641	35.6	563	31.3	+4.3
2.	DePaul	18	639	35.5	566	31.4	+4.1
3.	Georgetown	18	700	38.9	672	37.3	+1.6
4.	Marquette	18	631	35.1	607	33.7	+1.3
5.	Seton Hall	18	656	36.4	644	35.8	+0.7
6.	Villanova	18	623	34.6	612	34.0	+0.6
7.	Providence	18	652	36.2	652	36.2	+0.0
8.	Creighton	18	605	33.6	637	35.4	-1.8
9.	Butler	18	594	33.0	635	35.3	-2.3
10.	St. John's	18	564	31.3	717	39.8	-8.5

## TURNOVER MARGIN

##	Team	G	TEAM	Avg	OPP	Avg	Margin
1.	St. John's	18	180	10.0	258	14.3	+4.33
2.	Villanova	18	177	9.8	203	11.3	+1.44
	Providence	18	238	13.2	264	14.7	+1.44
4.	Butler	18	201	11.2	223	12.4	+1.22
5.	Creighton	18	228	12.7	242	13.4	+0.78
6.	Seton Hall	18	255	14.2	249	13.8	-0.33
7.	Marquette	18	239	13.3	210	11.7	-1.61
8.	Georgetown	18	230	12.8	198	11.0	-1.78
9.	DePaul	18	246	13.7	206	11.4	-2.22
10.	Xavier	18	237	13.2	178	9.9	-3.28

## ASSIST/TURNOVER RATIO

##	Team	G	Asst	Avg	Turn	Avg	Ratio
1.	Villanova	18	260	14.4	177	9.8	1.47
2.	Georgetown	18	302	16.8	230	12.8	1.31
3.	St. John's	18	233	12.9	180	10.0	1.29
4.	Creighton	18	282	15.7	228	12.7	1.24
5.	Xavier	18	262	14.6	237	13.2	1.11
6.	Butler	18	217	12.1	201	11.2	1.08
7.	Providence	18	256	14.2	238	13.2	1.08
8.	DePaul	18	251	13.9	246	13.7	1.02
9.	Seton Hall	18	253	14.1	255	14.2	0.99
10.	Marquette	18	232	12.9	239	13.3	0.97

**INDIVIDUAL PLAYER GAME HIGHS** (ALL GAMES)**Points**

- 53 HOWARD, Markus (Marquette) at Creighton (01-09-19)
- 45 HOWARD, Markus (Marquette) vs Kansas State (12/01/18)
- 45 HOWARD, Markus (Marquette) vs Buffalo (12/21/18)

**Field goals made**

- 15 HOWARD, Markus (Marquette) at Creighton (01-09-19)
- 15 STRUS, Max (DePaul) vs Longwood (03/25/19)
- 14 HOWARD, Markus (Marquette) at Butler (01/30/19)
- 14 POWELL, Myles (Seton Hall) at Georgetown (03/02/19)
- 14 STRUS, Max (DePaul) vs St. John's (3/3/19)

**Field goal attempts**

- 29 HOWARD, Markus (Marquette) vs Wisconsin (12/08/18)
- 27 POWELL, Myles (Seton Hall) at Georgetown (03/02/19)
- 27 HOWARD, Markus (Marquette) vs Murray State (03/21/19)

**Field goal percentage**

- 1.000 (8-8) NZEI, Michael (Seton Hall) vs Miami (11/25/18)
- 1.000 (7-7) BRUNK, Joey (Butler) vs Miami (OH) (11/10/18)
- 1.000 (7-7) LEBLANC, Josh (Georgetown) vs Howard (12/29/18)

**3-Pt FG made**

- 11 BALLOCK, Mitch (Creighton) vs DePaul (03-09-19)
- 10 HOWARD, Markus (Marquette) at Creighton (01-09-19)

**3-Pt FG attempts**

- 16 STRUS, Max (DePaul) vs Illinois-Chicago (12/14/18)
- 15 HOWARD, Markus (Marquette) vs Xavier (01/06/19)
- 15 ALEXANDER, Ty-Shon (Creighton) vs Villanova (01-13-19)
- 15 STRUS, Max (DePaul) vs Georgetown (03/06/19)

**3-Pt percentage**

- 1.000 (6-6) HOWARD, Markus (Marquette) vs Southern (12/28/18)
- 1.000 (4-4) HARDEN, Elias (Xavier) vs Illinois (11/21/18)
- 1.000 (4-4) ASHTON-LANGFORD, M. (Providence) vs Villanova (1/5/19)
- 1.000 (4-4) PICKETT, Jamorko (Georgetown) at Providence (2/6/19)

**Free throws made**

- 19 HOWARD, Markus (Marquette) vs Kansas State (12/01/18)
- 18 HOWARD, Markus (Marquette) vs Seton Hall (03/15/19)

**Free throw attempts**

- 24 HOWARD, Markus (Marquette) vs Seton Hall (03/15/19)
- 21 HOWARD, Markus (Marquette) vs Kansas State (12/01/18)

**Free throw percentage**

- 1.000 (15-15) HOWARD, Markus (Marquette) vs DePaul (01/23/19)
- 1.000 (14-14) DIALLO, Alpha (Providence) vs DePaul (1/27/19)

**Rebounds**

- 21 MARSHALL, Naji (Xavier) vs Toledo (03/20/19)
- 20 JONES, Tyrique (Xavier) vs Evansville (11/10/18)

**Assists**

- 14 PONDS, Shamorie (St. John's) vs Wagner (12/16/18)
- 12 THOMPSON, Aaron (Butler) at Nebraska (03/20/19)

**Steals**

- 7 PONDS, Shamorie (St. John's) vs VCU (11/20/18)
- 7 CHARTOUNY, Joseph (Marquette) vs Charleston Southern (11/27/18)
- 7 GOODIN, Quentin (Xavier) vs Eastern Kentucky (12/15/18)

**Blocked shots**

- 7 JOHN, Theo (Marquette) vs Buffalo (12/21/18)
- 6 REED, Paul (DePaul) vs Cleveland State (11/28/18)
- 6 HANKINS, Zach (Xavier) vs Detroit Mercy (12/21/18)
- 6 JOHN, Theo (Marquette) vs DePaul (01/23/19)
- 6 JOHN, Theo (Marquette) at DePaul (02/12/19)

**Turnovers**

- 9 HOWARD, Markus (Marquette) at Creighton (01-09-19)
- 8 SCRUGGS, Paul (Xavier) vs Detroit Mercy (12/21/18)
- 8 HOWARD, Markus (Marquette) vs DePaul (01/23/19)

**TEAM GAME HIGHS** (ALL GAMES)**Points**

- 110 Creighton vs Coe (12-20-18)
- 106 Marquette at Creighton (01-09-19)

**Margin**

- 50 (110-60) Creighton vs Coe (12-20-18)
- 43 (84-41) Marquette vs Southern (12/28/18)
- 40 (89-49) Seton Hall vs Wagner (11/06/18)

**Field goals made**

- 42 Creighton vs Coe (12-20-18)
- 39 DePaul vs Central Michigan (03/20/19)

**Field goal attempts**

- 79 Seton Hall at Georgetown (03/02/19)
- 78 Providence at Georgetown (01/12/19)

**Field goal percentage**

- .714 (35-49) Xavier vs Eastern Kentucky (12/15/18)
- .646 (42-65) Creighton vs Coe (12-20-18)
- .625 (30-48) DePaul vs Incarnate Word (12/19/18)

**3-Pt FG made**

- 22 Creighton vs Coe (12-20-18)
- 18 Marquette vs Buffalo (12/21/18)

**3-Pt FG attempts**

- 44 Villanova vs Furman (11/17/18)
- 43 Villanova vs Saint Joseph's (12/08/18)

**3-Pt percentage**

- .621 (18-29) Marquette vs Buffalo (12/21/18)
- .611 (11-18) Georgetown vs Liberty (12/03/18)



**CONFERENCE GAMES ONLY**  
**2018-19 Game Highs**

**Free throws made**

- 33 Georgetown vs Little Rock (12/22/18)
- 32 DePaul vs St. John's (3/3/19)

**Free throw attempts**

- 45 Georgetown vs Little Rock (12/22/18)
- 44 Seton Hall vs Marquette (03/15/19)

**Free throw percentage**

- 1.000 (13-13) Marquette vs North Dakota (12/18/18)
- 1.000 (13-13) Creighton vs Xavier (02-03-19)
- 1.000 (12-12) Seton Hall at Providence (1/15/19)

**Rebounds**

- 54 Georgetown vs Howard (12/29/18)
- 54 Georgetown vs Seton Hall (03/02/19)
- 53 Marquette vs Southern (12/28/18)

**Assists**

- 29 Creighton vs Coe (12-20-18)
- 28 St. John's vs Sacred Heart (12/22/18)

**Steals**

- 16 St. John's vs Princeton (12/9/18)
- 16 Seton Hall vs Sacred Heart (12/19/18)
- 15 St. John's at Georgetown (01/05/19)
- 15 Creighton at Marquette (03/03/19)

**Blocked shots**

- 12 St. John's vs Seton Hall (2/23/19)
- 10 Marquette vs Buffalo (12/21/18)

**Turnovers**

- 27 Xavier vs Eastern Kentucky (12/15/18)

**Fouls**

- 34 St. John's at DePaul (3/3/19)
- 30 Georgetown vs Little Rock (12/22/18)

**INDIVIDUAL PLAYER GAME HIGHS**

(CONFERENCE GAMES ONLY)

**Points**

- 53 HOWARD, Markus (Marquette) at Creighton (01-09-19)
- 43 STRUS, Max (DePaul) vs St. John's (3/3/19)
- 39 BALLOCK, Mitch (Creighton) vs DePaul (03-09-19)

**Field goals made**

- 15 HOWARD, Markus (Marquette) at Creighton (01-09-19)
- 14 HOWARD, Markus (Marquette) at Butler (01/30/19)
- 14 POWELL, Myles (Seton Hall) at Georgetown (03/02/19)
- 14 STRUS, Max (DePaul) vs St. John's (3/3/19)

**Field goal attempts**

- 27 POWELL, Myles (Seton Hall) at Georgetown (03/02/19)
- 26 HOWARD, Markus (Marquette) at Creighton (01-09-19)
- 26 BALDWIN, Kamar (Butler) at Seton Hall (01/09/19)
- 26 GOVAN, Jessie (Georgetown) vs Providence (01/12/19)

**Field goal percentage**

- 1.000 (6-6) BUTZ, Jaylen (DePaul) vs Villanova (01/30/19)
- .857 (12-14) BALLOCK, Mitch (Creighton) vs DePaul (03-09-19)

**3-Pt FG made**

- 11 BALLOCK, Mitch (Creighton) vs DePaul (03-09-19)
- 10 HOWARD, Markus (Marquette) at Creighton (01-09-19)
- 8 STRUS, Max (DePaul) vs Georgetown (03/06/19)

**3-Pt FG attempts**

- 15 HOWARD, Markus (Marquette) vs Xavier (01/06/19)
- 15 ALEXANDER, Ty-Shon (Creighton) vs Villanova (01-13-19)
- 15 STRUS, Max (DePaul) vs Georgetown (03/06/19)

**3-Pt percentage**

- 1.000 (4-4) ASHTON-LANGFORD, M. (Providence) vs Villanova (1/5/19)
- 1.000 (4-4) PICKETT, Jamorko (Georgetown) at Providence (2/6/19)

**Free throws made**

- 15 HOWARD, Markus (Marquette) vs DePaul (01/23/19)
- 14 HOWARD, Markus (Marquette) vs Providence (01/20/19)
- 14 DIALLO, Alpha (Providence) vs DePaul (1/27/19)

**Free throw attempts**

- 16 HOWARD, Markus (Marquette) vs Providence (01/20/19)
- 15 HOWARD, Markus (Marquette) at Creighton (01-09-19)
- 15 POWELL, Myles (Seton Hall) vs Butler (01/09/19)
- 15 HOWARD, Markus (Marquette) vs DePaul (01/23/19)
- 15 OLUJOBI, Femi (DePaul) vs St. John's (3/3/19)

**Free throw percentage**

- 1.000 (15-15) HOWARD, Markus (Marquette) vs DePaul (01/23/19)
- 1.000 (14-14) DIALLO, Alpha (Providence) vs DePaul (1/27/19)
- 1.000 (10-10) OLUJOBI, Femi (DePaul) at Seton Hall (01/19/19)
- 1.000 (10-10) POWELL, Myles (Seton Hall) vs Creighton (02/09/19)
- 1.000 (10-10) POWELL, Myles (Seton Hall) vs Georgetown (02/13/19)
- 1.000 (10-10) BOOTH, Phil (Villanova) vs Marquette (02/27/19)

**Rebounds**

- 18 MAMUKELASHVILI, S. (Seton Hall) vs Villanova (03/09/19)
- 17 LEBLANC, Josh (Georgetown) vs Seton Hall (03/02/19)

**Assists**

- 11 AKINJO, James (Georgetown) vs Creighton (01/21/19)
- 10 GAGE, Devin (DePaul) vs Georgetown (03/06/19)
- 10 PONDS, Shamorie (St. John's) at Xavier (03/09/19)
- 10 ZEGAROWSKI, Marcus (Creighton) vs DePaul (03-09-19)

**Steals**

- 6 FIGUEROA, LJ (St. John's) at Georgetown (01/05/19)
- 6 PONDS, Shamorie (St. John's) at Creighton (01-30-19)
- 6 MCKNIGHT, Quincy (Seton Hall) at Creighton (02-17-19)
- 6 MINTZ, Davion (Creighton) at Marquette (03/03/19)

**Blocked shots**

- 6 JOHN, Theo (Marquette) vs DePaul (01/23/19)
- 6 JOHN, Theo (Marquette) at DePaul (02/12/19)

**Turnovers**

- 9 HOWARD, Markus (Marquette) at Creighton (01-09-19)
- 8 HOWARD, Markus (Marquette) vs DePaul (01/23/19)

# 2018-19 Team Highs & Opponent Game Lows



## TEAM GAME HIGHS

(CONFERENCE GAMES ONLY)

### Points

106	Marquette at Creighton (01-09-19)
104	Creighton vs Marquette (01-09-19)
101	DePaul vs Georgetown (03/06/19)

### Margin

32 (101-69)	DePaul vs Georgetown (03/06/19)
28 (80-52)	Villanova vs Seton Hall (01/27/19)
22 (76-54)	Creighton vs Xavier (02-03-19)

### Field goals made

35	St. John's at Georgetown (01/05/19)
35	Butler at DePaul (01/16/19)
34	Georgetown vs Providence (01/12/19)

### Field goal attempts

79	Seton Hall at Georgetown (03/02/19)
78	Providence at Georgetown (01/12/19)
77	Georgetown vs Seton Hall (03/02/19)

### Field goal percentage

.592 (29-49)	Xavier at Providence (2/16/19)
.583 (35-60)	Butler at DePaul (01/16/19)
.583 (28-48)	Creighton vs Xavier (02-03-19)

### 3-Pt FG made

17	Creighton vs Marquette (01-09-19)
17	Villanova vs Seton Hall (01/27/19)
16	Marquette at Creighton (01-09-19)

### 3-Pt FG attempts

42	Villanova vs Seton Hall (01/27/19)
38	Villanova at Georgetown (02/20/19)
38	Creighton vs Providence (03-06-19)

### 3-Pt percentage

.579 (11-19)	Providence vs Butler (3/9/19)
.579 (11-19)	Georgetown at Marquette (03/09/19)
.571 (16-28)	Marquette at Creighton (01-09-19)
.571 (8-14)	Xavier at Providence (2/16/19)

### Free throws made

32	DePaul vs St. John's (3/3/19)
29	DePaul at Seton Hall (01/19/19)
29	Georgetown at Marquette (03/09/19)

### Free throw attempts

42	DePaul vs St. John's (3/3/19)
39	Georgetown at Marquette (03/09/19)
37	Seton Hall vs Butler (01/09/19)
37	Providence vs St. John's (2/20/19)

### Free throw percentage

1.000 (13-13)	Creighton vs Xavier (02-03-19)
1.000 (12-12)	Seton Hall at Providence (1/15/19)
1.000 (6-6)	Xavier vs Providence (01/23/19)

### Rebounds

54	Georgetown vs Seton Hall (03/02/19)
52	Seton Hall at Georgetown (03/02/19)

### Assists

26	Providence at Georgetown (01/12/19)
24	DePaul vs Georgetown (03/06/19)

### Steals

15	St. John's at Georgetown (01/05/19)
15	Creighton at Marquette (03/03/19)
13	Providence at DePaul (02/02/19)
13	Creighton vs Providence (03-06-19)

### Blocked shots

12	St. John's vs Seton Hall (2/23/19)
9	Xavier vs Creighton (02/13/19)
8	Georgetown vs Providence (01/12/19)
8	Marquette vs DePaul (01/23/19)

### Turnovers

22	Seton Hall at Providence (1/15/19)
22	Seton Hall at St. John's (2/23/19)
22	Marquette vs Creighton (03/03/19)

### Fouls

34	St. John's at DePaul (3/3/19)
27	Georgetown at Villanova (02/03/19)
27	Georgetown at Marquette (03/09/19)

## OPPONENT GAME LOWS

(ALL GAMES)

### Points

41	Marquette vs Southern (12/28/18)
42	Marquette vs UMBC (11/06/18)

### Field goals made

14	Marquette vs UMBC (11/06/18)
14	Marquette vs Southern (12/28/18)
15	St. John's vs Loyola Maryland (11/6/18)
15	Providence vs Albany (12/18/18)

### Field goal attempts

42	Seton Hall vs Saint Louis (11/17/18)
43	Butler at Saint Louis (12/01/18)

### Field goal percentage

.226 (14-62)	Marquette vs UMBC (11/06/18)
.259 (14-54)	Marquette vs Southern (12/28/18)

### 3-Pt FG made

1	Marquette vs Xavier (01/06/19)
2	Providence vs Rhode Island (12/1/18)
2	Butler vs UC Irvine (12/21/18)
2	Marquette vs Southern (12/28/18)
2	Providence at St. John's (2/9/19)
2	Seton Hall vs Georgetown (03/14/19)

### 3-Pt FG attempts

8	Seton Hall vs Saint Louis (11/17/18)
10	Marquette vs Kansas (11/21/18)

### 3-Pt percentage

.071 (1-14)	Marquette vs Xavier (01/06/19)
.111 (2-18)	Providence vs Rhode Island (12/1/18)

### Free throws made

2	Xavier vs Oakland (12/01/18)
2	Creighton vs Coe (12-20-18)

### Free throw attempts

3	Creighton vs East Tennessee State (11-11-18)
3	Creighton vs Coe (12-20-18)

# 2018-19 Opponent Game Lows

## Free throw percentage

- .286 (2-7) Xavier vs Oakland (12/01/18)
- .333 (5-15) Xavier vs Eastern Kentucky (12/15/18)

## Rebounds

- 14 Creighton vs Coe (12-20-18)
- 16 Creighton vs UMKC (12-27-18)

## Assists

- 4 Butler vs UC Irvine (12/21/18)
- 4 Marquette vs Xavier (01/06/19)
- 5 Providence vs Central Connecticut (12/16/18)
- 5 Providence vs Albany (12/18/18)

## Steals

- 1 Several

## Blocked shots

- 0 Several

## Turnovers

- 3 DePaul vs Villanova (01/30/19)
- 4 Georgetown at Xavier (01/09/19)
- 4 Xavier vs St. John's (03/09/19)

## Fouls

- 8 Creighton vs Coe (12-20-18)
- 8 Butler at DePaul (01/16/19)
- 8 St. John's at Creighton (01-30-19)
- 8 Butler at Villanova (03/02/19)

## OPPONENT GAME LOWS

(CONFERENCE GAMES ONLY)

### Points

- 52 Marquette vs Xavier (01/06/19)
- 52 Villanova vs Seton Hall (01/27/19)
- 54 Creighton vs Xavier (02-03-19)
- 54 Xavier vs Villanova (02/24/19)
- 54 Villanova vs Butler (03/02/19)

### Field goals made

- 16 DePaul vs Providence (02/02/19)
- 17 Marquette vs Xavier (01/06/19)

### Field goal attempts

- 46 Creighton at Marquette (03/03/19)
- 47 Butler at Seton Hall (01/09/19)
- 47 Villanova at Xavier (02/24/19)
- 47 St. John's at DePaul (3/3/19)
- 47 Seton Hall vs Villanova (03/09/19)

### Field goal percentage

- .286 (16-56) DePaul vs Providence (02/02/19)
- .303 (20-66) Seton Hall vs Creighton (02/09/19)

### 3-Pt FG made

- 1 Marquette vs Xavier (01/06/19)
- 2 Providence at St. John's (2/9/19)

### 3-Pt FG attempts

- 11 Seton Hall vs DePaul (01/19/19)
- 12 St. John's vs DePaul (1/12/19)
- 12 Providence at St. John's (2/9/19)

### 3-Pt percentage

- .071 (1-14) Marquette vs Xavier (01/06/19)
- .167 (2-12) Providence at St. John's (2/9/19)

## Free throws made

- 3 St. John's vs Creighton (1/16/19)
- 3 Villanova at Butler (01/22/19)
- 3 Villanova vs Butler (03/02/19)

## Free throw attempts

- 4 St. John's vs Creighton (1/16/19)
- 4 DePaul vs Butler (01/16/19)
- 4 Creighton vs St. John's (01-30-19)
- 4 Xavier vs Villanova (02/24/19)

## Free throw percentage

- .385 (5-13) Creighton at DePaul (02/20/19)
- .476 (10-21) Creighton vs Providence (03-06-19)

## Rebounds

- 19 DePaul at Seton Hall (01/19/19)
- 22 Xavier at St. John's (2/28/19)

## Assists

- 4 Marquette vs Xavier (01/06/19)
- 6 Marquette at Butler (01/30/19)

## Steals

- 1 Villanova at DePaul (01/30/19)
- 1 Marquette at DePaul (02/12/19)
- 1 Providence vs Marquette (2/23/19)
- 1 Villanova vs Marquette (02/27/19)
- 1 St. John's at DePaul (3/3/19)

## Blocked shots

- 0 Several

## Turnovers

- 3 DePaul vs Villanova (01/30/19)
- 4 Georgetown at Xavier (01/09/19)
- 4 Xavier vs St. John's (03/09/19)

## Fouls

- 8 Butler at DePaul (01/16/19)
- 8 St. John's at Creighton (01-30-19)
- 8 Butler at Villanova (03/02/19)

# BIG EAST in the Polls

## ASSOCIATED PRESS POLL

FINAL (MARCH 18)

##	School	Record	Pts
1	Duke (58)	29-5	1592
2	Virginia (5)	29-3	1497
3	North Carolina	27-6	1453
4	Gonzaga (1)	30-3	1398
5	Michigan State	28-6	1382
6	Tennessee	29-5	1270
7	Kentucky	27-6	1232
8	Michigan	28-6	1146
9	Texas Tech	26-6	1033
10	Florida State	27-7	1017
11	Houston	31-3	933
12	LSU	26-6	886
13	Purdue	23-9	727
14	Auburn	26-9	665
15	Buffalo	31-3	608
16	Virginia Tech	24-8	595
17	Kansas	25-9	590
18	Kansas State	25-8	529
19	Wofford	29-4	385
20	Nevada	29-4	361
21	Wisconsin	23-10	339
22	Cincinnati	28-6	335
23	Villanova	25-9	306
24	Iowa State	23-11	245
25	Utah State	28-6	73

**Others receiving votes:** Marquette 63, Maryland 55, Mississippi State 35, Murray State 12, New Mexico State 11, UCF 9, Louisville 8, VCU 4, Seton Hall 3, Old Dominion 2, Liberty 1

## USA TODAY POLL

FINAL (APRIL 9)

##	School	Record	Pts
1	Virginia (32)	35-3	800
2	Texas Tech	31-7	767
3	Michigan State	32-7	722
4	Duke	32-6	667
5	Auburn	30-10	665
6	Gonzaga	33-4	633
7	Kentucky	30-7	590
8	Purdue	26-10	563
9	North Carolina	29-7	552
10	Tennessee	31-6	535
11	Michigan	30-7	485
12	Houston	33-4	470
13	Florida State	29-8	409
14	Virginia Tech	26-9	384
15	LSU	28-7	313
16	Kansas	26-10	241
17	Buffalo	32-4	232
18	Wofford	30-5	205
19	Kansas State	25-9	171
20	Villanova	26-10	127
21	Oregon	25-13	117
22	Maryland	23-11	110
23	Nevada	29-5	105
24	Wisconsin	23-11	93
25	Iowa State	23-12	85

**Others receiving votes:** UCF 79, Cincinnati 62, Murray State 39, Marquette 31, Washington 26, Baylor 21, Iowa 18, Utah State 14, UC Irvine 11, Oklahoma 11, Louisville 8, Liberty 8, Ohio State 7, Arizona State 6, Seton Hall 6, Mississippi State 6, Florida 2, Minnesota 2, Texas 2

## 2018-19 BIG EAST PRESEASON POLL

##	School	Points
1.	Villanova (8)	79
2.	Marquette (1)	70
3.	Providence	58
4.	St. John's	57
5.	Butler (1)	45
6.	Xavier	41
7.	Georgetown	33
8.	Seton Hall	26
9.	Creighton	25
10.	DePaul	16

(First-place votes in parentheses)

## BIG EAST VS. THE CONFERENCES

Conference	Record
America East	3-0
American	5-5
ACC	6-5
Atlantic Sun	1-0
Atlantic 10	5-4
Big Sky	1-0
Big South	5-0
Big Ten	7-11
Big 12	3-5
Big West	2-0
CAA	0-0
Conference USA	2-0
Horizon	8-0
Ivy	2-2
MAAC	5-0
MAC	8-0
MEAC	6-0
Missouri Valley	1-0
Mountain West	1-1
Northeast	9-0
Ohio Valley	1-1
Pac-12	1-1
Patriot	2-0
SEC	4-4
SoCon	1-2
Southland	1-0
SWAC	1-0
Summit	2-0
Sun Belt	4-0
West Coast	1-2
WAC	3-0
Independents	0-0
Non-Division I	1-0

## WEEK-BY-WEEK IN THE NATIONAL POLLS

Week	BU	CU	DPU	GU	MU	PC	STJ	SHU	VU	XU
Preseason	rv/rv	-/-	-/-	-/-	rv/rv	rv/rv	rv/rv	-/-	9/8	rv/-
Nov. 12	-/-	-/-	-/-	-/-	24/	-/-	rv/	-/-	8/	rv/
Nov. 19	-/-	-/-	-/-	-/-	rv/rv	-/-	rv/rv	-/-	rv/rv	-/-
Nov. 26	-/rv	rv/rv	-/-	-/-	-/-	-/-	rv/rv	-/-	23/23	-/-
Dec. 3	-/-	rv/rv	-/-	-/-	rv/rv	-/-	rv/rv	-/-	21/21	-/-
Dec. 10	rv/-	-/rv	-/-	-/-	21/rv	-/-	--/	rv/--	17/16	-/-
Dec. 17	-/-	-/-	-/-	-/-	20/23	-/-	rv/rv	-/-	rv/rv	-/-
Dec. 24	-/-	-/-	-/-	-/-	18/20	-/-	rv/rv	rv/-	rv/rv	-/-
Dec. 31	-/-	-/-	-/-	-/-	16/18	-/-	rv/rv	rv/rv	rv/rv	-/-
Jan. 7	-/-	-/-	-/-	-/-	21/19	-/-	24/23	rv/rv	rv/rv	-/-
Jan. 14	-/-	-/-	-/-	-/-	15/13	-/-	rv/rv	rv/-	22/21	-/-
Jan. 21	-/-	-/-	-/-	-/-	12/11	-/-	-/-	-/-	18/18	-/-
Jan. 28	-/-	-/-	-/-	-/-	10/9	-/-	-/-	-/-	14/14	-/-
Feb. 4	-/-	-/-	-/-	-/-	10/9	-/-	-/-	-/-	14/13	-/-
Feb. 11	-/-	-/-	-/-	-/-	10/10	-/-	-/-	-/-	13/13	-/-
Feb. 18	-/-	-/-	-/-	-/-	11/10	-/-	rv/rv	-/-	17/16	-/-
Feb. 25	-/-	-/-	-/-	-/-	10/9	-/-	-/-	-/-	rv/rv	-/-
March 4	-/-	-/-	-/-	-/-	16/15	-/-	-/-	-/-	23/23	-/-
March 11	-/-	-/-	-/-	-/-	23/22	-/-	-/-	-/-	25/25	-/-
March 18	-/-	-/-	-/-	-/-	rv/T25	-/-	-/-	-/-	23/22	-/-
April 9 ^	-/-	-/-	-/-	-/-	-/rv	-/-	-/-	-/rv	-/20	-/-

^ USA Today only



**BIG  
EAST**  
CONFERENCE

**THE  
RECORD  
BOOK**

# Single-Game, Single-Season Records

## POINTS

### Individual

Game: 53, Markus Howard (MU) at Creighton, 1-9-19  
52, Markus Howard (MU) at Providence, 1-3-18  
52, Marshon Brooks (PC) vs. Notre Dame, 2-23-11  
Fresh. Game: 41, Marco Lokar (SHU) vs. Pittsburgh, 2-20-90  
Season: 498, Doug McDermott (CU), 2013-14  
Fresh. Season: 357, Allen Iverson (GU), 1994-95

### Team

1st Half: 62, Providence at St. John's, 2-29-04  
2nd Half: 67, Pittsburgh vs. Providence, 2-10-90  
Game: 117, Pittsburgh vs. Providence, 2-10-90  
Season: 1,584, Villanova, 2017-18  
1,489, Connecticut, 1994-95  
Fewest 1st Half: 11, Providence at Connecticut, 2-5-02  
Fewest 2nd Half: 13, Pittsburgh vs. Georgetown, 2-18-87  
Fewest Game: 36, Boston College vs. Georgetown, 1-27-88  
Fewest Combined: 85 (45-40), Boston College vs. Providence, 2-26-00  
Most Combined: 227 (116-111-40T), Georgetown vs. Notre Dame, 2-9-02

## SCORING AVERAGE

### Individual

Season: 27.8, Troy Bell (BC), 2002-03  
Fresh. Season: 21.4, Carmelo Anthony (SU), 2002-03

### Team

Season: 88.0, Villanova, 2017-18  
83.6, Providence, 1989-90  
Lowest Season: 54.6, USF, 2012-13

## SCORING MARGIN

### Team

Game: +48 (107-59), Syracuse def. DePaul, 3-5-11  
Season: +13.9, Georgetown, 1984-85

## DEFENSIVE AVERAGE

### Team

Season: 56.9, USF, 2011-12  
57.8, Georgetown, 2006-07

## REBOUNDS

### Individual

Game: 26, Michael Smith (PC) vs. Syracuse, 1-25-94  
Fres. Game: 20, Danya Abrams (BC) vs. Providence, 1-22-94  
Season: 253, Angel Delgado, (SHU), 2016-17  
Fresh. Season: 192, Angel Delgado (SHU), 2014-15

### Team

Game: 64, St. John's at Seton Hall, 2-26-97  
62, Georgetown vs. Seton Hall, 1-8-00  
60, Connecticut at Seton Hall, 2-11-06  
60, Syracuse at Georgetown, 3-1-03  
59, Connecticut vs. Notre Dame, 2-21-04  
59, Seton Hall vs. Rutgers, 2-7-96  
59, Boston College vs. West Virginia, 2-3-96  
59, Pittsburgh vs. West Virginia, 1-6-96  
59, Villanova vs. St. John's, 2-18-86  
Season: 810, Georgetown, 1996-97

## REBOUND AVERAGE

### Individual

Season: 14.1, Angel Delgado (SHU), 2016-17  
14.0, Jerome Lane (Pitt), 1986-87  
Fresh. Season: 12.8, Luke Harangody (ND), 2008-09  
10.7, Angel Delgado (SHU), 2014-15

### Team

Season: 45.0, Georgetown, 1996-97

## REBOUND MARGIN

### Team

Game: +31 (55-24), Providence vs. Connecticut, 1-31-13  
+31 (64-33), St. John's at Seton Hall, 2-26-97  
+30 (51-21), Boston College at Seton Hall, 1-4-97  
+29 (51-22), Connecticut vs. Seton Hall 1-13-98  
+29 (58-29), St. John's vs. Villanova, 1-25-98  
+28 (60-32), Connecticut at Seton Hall, 2-11-06  
+28 (39-11), Georgetown at Seton Hall, 1-19-07  
+26 (47-21), Creighton vs. St. John's, 2-28-16  
+26 (53-27), Villanova at Providence, 1-20-00  
+25 (49-24), Louisville vs. USF, 1-12-13  
+25 (59-34), Georgetown vs. Rutgers, 2-26-97  
+25 (47-22), Georgetown vs. Syracuse, 1-28-02  
+25 (43-18), Pittsburgh vs. Syracuse, 1-22-02  
+25 (48-23), Pittsburgh vs. Georgetown, 1-3-09  
Season: +10.4 (39.6-29.2), Pittsburgh, 2008-09

## ASSISTS

### Individual

Game: 22, Sherman Douglas (SU) vs. Providence, 1-28-89  
Fresh. Game: 18, Dwayne Washington (SU) vs. St. John's, 2-27-84  
Season: 150, Mark Jackson (SJU), 1985-86  
Fresh. Season: 135, Omar Cook (SJU), 2000-01

### Team

Game: 37, Syracuse vs. Providence, 1-22-86  
Season: 340, Syracuse, 1995-96

## ASSIST AVERAGE

### Individual

Season: 9.4, Mark Jackson (SJU), 1985-86  
Fresh. Season: 8.4, Omar Cook (SJU), 2000-01

### Team

Season: 20.3, Syracuse, 1985-86

## STEALS

### Individual

Game: 11, John Linehan (PC) vs. Rutgers, 1-22-02  
Fresh. Game: 9, John Linehan (PC) vs. Pittsburgh, 1-10-98  
9, Kevin Braswell (GU) at Notre Dame, 2-10-99  
Season: 77, John Linehan (PC), 2001-02  
Fresh. Season: 64, Allen Iverson (GU), 1994-95

### Team

Game: 24, Georgetown at Notre Dame, 2-10-99  
21, Villanova vs. Miami, 1-25-95  
21, Georgetown vs. Seton Hall, 2-26-83  
Season: 201, Georgetown, 1995-96

## STEAL AVERAGE

### Individual

Season: 3.7, Allen Iverson (GU), 1995-96  
3.7, Nadav Henefeld (UConn), 1989-90  
Fresh. Season: 3.7, Nadav Henefeld (UConn), 1989-90

### Team

Season: 12.4, Connecticut, 1989-90

## BLOCKED SHOTS

### Individual

Game: 12, Dikembe Mutombo (GU) vs. St. John's, 1-23-89  
Fresh. Game: 12, Dikembe Mutombo (GU) vs. St. John's, 1-23-89  
Season: 93, Alonzo Mourning (GU), 1991-92  
Fresh. Season: 71, Alonzo Mourning (GU), 1988-89

### Team

Game: 19, Connecticut vs. Notre Dame, 2-21-06  
18, Cincinnati at Marquette, 1-7-06  
Season: 165, Connecticut, 2007-08  
159, Connecticut, 2005-06

# Single-Game, Single-Season Records

## TURNOVERS

### Individual

Game: 12, Vonteego Cummings, Pitt vs. PC, 1-10-98  
Season: 91, Vonteego Cummings (Pitt), 1997-98

### Team

Game: 35, Pittsburgh vs. Georgetown, 1-3-95  
Fewest, Game: 1, Louisville vs. Georgetown, 2-7-07  
Season: 362, Pittsburgh, 1994-95

## FIELD GOALS MADE

### Individual

Game: 20 (of 28), Marshon Brooks (PC) vs. Notre Dame, 2-23-11  
18 (of 25), Steve Rich (UM) vs. St. John's, 2-20-96  
17 (of 29), Markus Howard (MU) at Providence 1-3-18  
17 (of 25), Doug McDermott (CU) vs. Providence, 3-8-14  
16 (of 23), Shamorie Ponds (SJU) vs. Marquette, 2-10-18  
16 (of 28), Luke Harangody (ND) vs. Louisville, 2-28-08  
16 (of 27), Darius Rice (UM) vs. Connecticut, 1-20-03  
16 (of 26), Marcus Hatten (SJU) vs. Rutgers, 3-6-03  
16 (of 23), Kerry Kittles (VU) vs. Boston College, 2-28-95  
16 (of 31), Eric Murdock (PC) vs. Pittsburgh, 1-23-91  
16 (of 23), Isaac Hawkins, (Pitt) vs. Syracuse, 2-26-98  
16 (of 23), Mark Bryant (SHU) vs. Villanova, 2-27-88  
16 (of 23), Mark Bryant (SHU) vs. Villanova, 2-27-88  
16 (of 25), Ryan Gomes (PC) vs. West Virginia, 2-9-05  
Fresh. Game: 14 (of 20), Ryan Gomes (PC) vs. Miami, 1-19-02  
Season: 180, Doug McDermott (CU), 2013-14  
Fresh. Season:

124 (of 320), Allen Iverson (GU), 1994-95

### Team

Game: 47 (of 82), Georgetown vs. Seton Hall, 2-6-82  
Season: 542 (of 1,149), Connecticut, 1994-95

## FIELD GOALS ATTEMPTED

### Individual

Game: 33 (14 made), Jeremy Hazell vs. West Virginia, 2-11-10  
Fresh. Game: 29 (12 made), Carmelo Anthony (SU) vs. Georgetown, 3-1-03  
Season: 396 (142 made), Victor Page (GU), 1996-97  
Fresh. Season:

320 (124 made), Allen Iverson (GU), 1994-95

### Team

Game: 96 (40 made), Georgetown vs. Notre Dame, 2-9-02  
Season: 1,209 (534 made) West Virginia, 1997-98

## FIELD GOAL PERCENTAGE

### Individual: (minimum 10 attempts)

Game: 1.000 (11-11), Hakim Warrick (SU) vs. Miami, 2-14-04  
1.000 (11-11), Rob Hodgson (RU) vs. West Virginia, 1-31-99  
1.000 (11-11), Brian Shorter (Pitt) vs. Providence, 2-10-90  
1.000 (10-10), Sherman Douglas (SU) vs. Villanova, 2-16-87  
1.000 (10-10), Patrick Ewing (GU) vs. Boston College, 2-25-84  
1.000 (10-10), Wesley Matthews (MU) at Rutgers, 1-7-09  
Fresh. Game (minimum 8 attempts):

1.000 (8-8), Tyrique Jones (XU) at Creighton, 2-4-17  
1.000 (8-8), Derrick Coleman (SU) vs. Boston College, 1-13-87  
1.000 (8-8), Dwayne McClain (VU) vs. St. John's, 1-11-82

Season: .683 (86-126), David Padgett (UofL), 2007-08  
.676 (92-136), Arinze Onuaku (SU), 2009-10  
.676 (140-207), Michael Bradley (VU), 2000-01  
.661 (37-56), Roosevelt Bouie (SU), 1979-80  
Fresh. Season: .613 (73-119), Samardo Samuels (UofL), 2008-09

### Team

Game: .714 (45-63), Syracuse vs. DePaul, 3-5-11  
.714 (25-35), Boston College vs. Georgetown, 2-17-82  
Season: .547 (181-331), Connecticut, 1979-80  
.540 (504-934), Syracuse, 1983-84

## THREE-POINT FIELD GOALS MADE

### Individual

Game: 11 (of 12), Mitch Ballock (CU) vs. DePaul, 3-9-19  
11 (of 19), Markus Howard (MU) at Providence, 1-3-18  
10 (of 14), Markus Howard (MU) at Creighton, 1-8-19  
10 (of 17), Donta Wade (PC) at Notre Dame, 2-23-00  
Fresh. Game: 9 (of 12), Markus Howard (MU) vs. Xavier, 2-18-17  
9 (of 12), Shaheen Holloway (SHU) vs. Boston College, 1-4-97

Season: 70 (of 148), Steve Novak (MU), 2005-06  
Fresh. Season: 59 (of 143), Steve Edwards (UM), 1992-93

### Team

Game: 21 (of 35), Creighton vs. Villanova, 1-20-14  
20 (of 32), Notre Dame vs. Villanova, 2-28-11  
20 (of 38), West Virginia vs. Marquette, 1-14-06  
19 (of 39), Villanova vs. Creighton, 2-1-18  
Season: 206 (of 537), Villanova, 2014-18

## THREE-POINT FIELD GOALS ATTEMPTED

### Individual

Game: 20, Elijah Ingram (SJU) at Syracuse, 2-18-03  
Fresh. Game: 20, Elijah Ingram (SJU) at Syracuse, 2-18-03  
Season: 167, Jeremy Hazell (SHU), 2009-10  
Fresh. Season: 143, Shaheen Holloway (SHU), 1996-97  
143, Steve Edwards (UM), 1992-93

### Team

Game: 42, Villanova vs. Seton Hall, 1-27-19  
41, St. John's at Syracuse, 2-18-03  
41, West Virginia at Providence, 2-20-07  
Season: 557, Villanova, 2018-19

## THREE-POINT FIELD GOAL PERCENTAGE

### Individual

Game (minimum 5 attempts):

1.000 (7-7), Kellen Dunham (BU) vs. Seton Hall, 3-8-14  
1.000 (7-7), Jerel McNeal (MU) vs. Cincinnati, 1-4-09  
1.000 (7-7), Da'Sean Butler (WVU) at St. John's, 2-6-10  
1.000 (6-6), Omar Cook (SJU) vs. Virginia Tech, 1-3-01  
1.000 (6-6), Rob Hodgson (RU) vs. West Virginia, 1-31-99  
1.000 (6-6), Sean Miller (Pitt) vs. Seton Hall, 2-12-91  
1.000 (6-6), David Cubillan (MU) vs. Georgetown, 1-6-10  
1.000 (6-6), Maurice Acker (MU) vs. Providence, 1-17-10

Fresh. Game (minimum 4 attempts):

1.000 (6-6), Omar Cook (SJU) vs. Virginia Tech, 1-3-01  
1.000 (5-5), Dominique Jones (USF) vs. Rutgers, 1-2-08  
1.000 (5-5), Quincy Douby (RU) vs. St. John's, 1-24-04  
1.000 (4-4), Jaren Sina (SHU) at DePaul, 2-25-14  
1.000 (4-4), Eric Myles (GU) vs. Seton Hall, 1-10-95

Season: .573 (55-96), Markus Howard (MU), 2016-17  
Fresh. Season: .430 (43-100), Scottie Reynolds (VU), 2006-07

### Team

Game (minimum 6 attempts):

.857 (6-7), Connecticut at Villanova, 2-2-00  
Providence vs. Seton Hall, 1-15-90  
Georgetown vs. Pittsburgh, 1-10-87  
.833 (5-6), Connecticut at Rutgers, 2-28-00  
Pittsburgh vs. Providence, 2-10-90  
Syracuse vs. Boston College, 1-18-88  
Seton Hall vs. Pittsburgh, 1-14-87

Season: .470 (87-185), Boston College, 1987-88

# Single-Game, Single-Season Records



## FREE THROWS MADE

### Individual

Game: 21 (of 25), Marcus Hatten (SJU) vs. Connecticut, 2-9-02  
 20 (of 20), Donyell Marshall (UConn) vs. St. John's, 1-15-94  
 19 (of 22), Deonta Vaughn (UC) vs. Notre Dame,  
 18 (of 22), Allen Griffin (SU) at St. John's, 3-4-01  
 18 (of 26), Alonzo Mourning (GU) vs. Boston College, 2-2-92  
 18 (of 20), Eric Murdock (PC) vs. Villanova, 3-2-91  
 18 (of 21), Charles Smith (Pitt) vs. Boston College, 1-21-85  
 18 (of 22), Khadeen Carrington (SHU) vs. Creighton, 2-15-77

Fresh. Game: 18 (of 21), Charles Smith (Pitt) vs. Boston College, 1-21-85  
 Season: 156, Alonzo Mourning (GU), 1991-92  
 Fresh. Season: 96 (of 109), Troy Bell (BC), 1999-00

### Team

Game: 43 (of 49), Villanova vs. Providence, 1-6-90  
 Season: 416 (of 560), Seton Hall, 1991-92

## FREE THROWS ATTEMPTED

### Individual

Game: 26 (18 made), Alonzo Mourning (GU) vs. Boston College, 2-2-92  
 Fresh. Game: 22 (13 made), Felipe Lopez (SJU) vs. Georgetown, 3-5-95  
 Season: 204, Alonzo Mourning (GU), 1991-92  
 Fresh. Season: 117 (82 made), Carmelo Anthony (SU), 2002-03

### Team

Game: 59 (40 made), Providence vs. West Virginia, 1-5-99  
 Season: 560 (416 made), Seton Hall, 1991-92

## FREE THROW PERCENTAGE

### Individual

Game (minimum 15 attempts):  
 1.000 (20-20), Donyell Marshall (UConn) vs. St. John's, 1-15-94  
 1.000 (17-17), Troy Bell (BC) vs. Miami, 1-13-01  
 1.000 (17-17), Eric Murdock (PC) vs. Seton Hall, 1-2-91  
 1.000 (16-16), John Bagley (BC) vs. Villanova, 1-26-81  
 Fresh. Game (minimum 10 attempts):  
 1.000 (12-12), Tim Thomas (VU) at St. John's, 12-7-96  
 1.000 (12-12), Ben Bentil (PC) at Seton Hall, 3-4-15  
 1.000 (11-11), Troy Bell (BC) at West Virginia, 2-19-00  
 1.000 (11-11), Eugene Harvey (SHU) vs. Pittsburgh 2-19-07  
 1.000 (10-10), Chris Thomas (ND) vs. Miami, 2-23-02  
 1.000 (10-10), John Linehan, (PC) vs. Pittsburgh, 1-10-98  
 1.000 (10-10), Steve Edwards (UM) vs. Villanova, 3-6-93  
 1.000 (10-10), Malik Sealy (SJU) vs. Villanova, 1-7-89

Season: .964 (53-55), Gerry McNamara (SU), 2002-03  
 Fresh. Season: .964 (53-55), Gerry McNamara (SU), 2002-03

### Team

Game: 1.000 (28-28), Providence vs. Villanova, 3-2-87  
 1.000 (20-20), Butler at Providence, 3-7-15  
 1.000 (19-19), Notre Dame vs. Villanova, 1-8-05  
 1.000 (18-18), Cincinnati vs. Louisville, 2-6-06  
 1.000 (16-16), Pittsburgh vs. Syracuse, 2-1-98  
 Season: .818 (275-336), Miami, 2001-02

## PERSONAL FOULS

### Team

Game: 41, West Virginia at Providence, 1-5-99  
 38, Villanova at Georgetown, 2-6-10  
 38, Villanova vs. Pittsburgh, 1-2-91  
 38, Seton Hall vs. Boston College, 2-3-90  
 38, Pittsburgh vs. Villanova, 2-7-86  
 Season: 475 (19 disq.), Pittsburgh, 1995-96

## LOPSIDED BIG EAST GAMES

(Home team capitalized)

### Margin

+48	(107-59)	SYRACUSE def. DePaul, 3-5-11
+45	(99-54)	LOUISVILLE def. DePaul, 2-15-09
	(96-51)	CONNECTICUT def. Cincinnati, 3-9-08
+42	(99-57)	CONNECTICUT def. Seton Hall, 2-11-06
	(85-44)	GEORGETOWN def. Providence, 1-16-85
+41	(100-59)	CREIGHTON def. St. John's, 2-28-16
+40	(96-56)	PROVIDENCE def. Virginia Tech, 2-20-01
		GEORGETOWN def. Seton Hall, 2-6-82
+39	(108-69)	DEPAUL def. Syracuse, 3-2-06
+39	(90-51)	SYRACUSE def. Boston College, 1-21-99
+38	(93-55)	PITTSBURGH def. DePaul, 1-26-13
	(84-46)	VILLANOVA def. West Virginia, 1-5-05
	(89-51)	SYRACUSE def. West Virginia, 2-26-03
	(106-68)	GEORGETOWN def. Villanova, 3-2-96
+37	(105-68)	VILLANOVA def. St. John's 3-7-15
	(87-50)	LOUISVILLE def. Rutgers, 2-2-08
	(91-54)	Connecticut def. BOSTON COLLEGE, 3-8-03
	(77-40)	Georgetown def. MIAMI, 1-29-94
	(86-49)	CONNECTICUT def. Boston College, 2-11-89
+36	(96-60)	Connecticut def. VIRGINIA TECH, 2-28-04
	(82-46)	PITTSBURGH def. West Virginia, 2-12-03
	(105-69)	SYRACUSE def. Boston College, 2-20-90
	(82-46)	BOSTON COLLEGE def. Villanova, 2-15-92
+35	(93-58)	Creighton def. DEPAUL, 2-11-17
	(95-60)	CONNECTICUT def. Virginia Tech, 1-10-02
	(80-45)	Connecticut def. WEST VIRGINIA, 1-9-99
+34	(86-52)	WEST VIRGINIA def. Rutgers, 1-6-10
	(84-50)	MARQUETTE def. Cincinnati, 1-4-09
	(104-70)	ST. JOHN'S def. Providence, 2-15-99
	(90-56)	PITTSBURGH def. Providence, 1-25-88
+33	(89-56)	BUTLER def. St. John's, 2-6-16
	(79-46)	BUTLER def. DePaul, 3-6-14
	(90-57)	NOTRE DAME vs. Louisville, 2-12-09
	(94-61)	CONNECTICUT vs. Providence, 1-31-09
	(94-61)	VILLANOVA def. Rutgers, 1-29-05
	(93-60)	SYRACUSE def. Seton Hall, 1-28-97
	(88-55)	VILLANOVA def. Pittsburgh, 2-3-96
	(90-57)	ST. JOHN'S def. Connecticut, 2-1-92
	(90-57)	SYRACUSE def. Villanova, 2-1-89
	(97-64)	ST. JOHN'S def. Connecticut, 2-2-85
	(97-64)	ST. JOHN'S def. Seton Hall, 1-12-80
+32	(101-69)	DEPAUL def. Georgetown, 3-6-19
	(88-56)	VILLANOVA def. Georgetown, 1-17-18
	(74-42)	Georgetown def. ST. JOHN'S, 1-30-08
	(86-54)	PITTSBURGH def. Seton Hall, 3-5-03
	(81-49)	Rutgers def. Seton Hall, 1-7-98
	(94-62)	SYRACUSE def. Seton Hall, 2-14-85
+31	(93-62)	VILLANOVA def. DePaul, 2-21-18
	(87-56)	SETON HALL def. DePaul, 1-7-17
	(95-64)	VILLANOVA def. Xavier, 12-31-15
	(90-59)	PROVIDENCE vs. Louisville, 1-10-02
	(80-49)	CONNECTICUT vs. Rutgers, 1-3-09
	(89-58)	PROVIDENCE def. Virginia Tech, 2-1-03
	(96-65)	BOSTON COLLEGE def. West Virginia, 3-3-01
	(97-66)	SETON HALL def. West Virginia, 2-5-00
	(101-70)	CONNECTICUT def. Notre Dame, 1-12-99
	(83-52)	GEORGETOWN def. Rutgers, 12-4-96
	(93-62)	ST. JOHN'S def. Connecticut, 1-2-90
	(93-62)	GEORGETOWN def. Pittsburgh, 3-1-86
	(110-79)	GEORGETOWN def. Providence, 1-4-86
	(87-56)	St. John's def. PITTSBURGH, 1-14-85
	(78-47)	CONNECTICUT def. Seton Hall, 1-29-83



## BEST PERFORMANCES

(BIG EAST Regular-Season Conference Play)

### Points

53	Markus Howard (MU) at Creighton	1-9-19
52	Markus Howard (MU) at Providence	1-3-18
	Marshon Brooks (PC) vs. Notre Dame	2-23-11
48	Eric Murdock (PC) vs. Pittsburgh	1-23-91
46	Dominique Jones (USF) at Providence	1-23-10
45	Doug McDermott (CU) vs. Providence	3-8-14
44	Shamorie Ponds (SJU) vs. Marquette	2-10-18
	Marcus Hatten (SJU) vs. Rutgers	3-6-03
	Kerry Kittles (VU) vs. Boston College	2-28-95
43	Max Strus (DPU) vs. St. John's	3-3-19
	Marshon Brooks (PC) vs. Georgetown	2-5-11
	Da'Sean Butler (WVU) vs. Villanova	2-13-09
	Darius Rice (UM) vs. Connecticut	1-20-03
	Steve Rich (UM) vs. St. John's	2-20-96
	Dana Barros (BC) vs. Pittsburgh	1-7-89
42	Ben Bentil (PC) at Marquette	2-10-16
	Donyell Marshall (UConn) vs. St. John's	1-15-94
41	Khadeen Carrington (SHU) vs. Creighton	2-15-17
	Jeremy Hazell (SHU) vs. West Virginia	12-26-09
	Steve Novak (MU) vs. Connecticut	1-3-06
	Quincy Douby (RU) vs. Syracuse	2-1-06
	Terry Dehere (SHU) vs. St. John's	2-17-93
	Marco Lokar (SHU) vs. Pittsburgh	2-20-90
40	Scottie Reynolds (VU) at Seton Hall	1-6-09
	Luke Harangody (ND) at Louisville	2-28-08
	Scottie Reynolds (VU) at Connecticut	2-28-07
	Jason Maile (Pitt) vs. Villanova	2-12-97
	Allen Iverson (GU) vs. Seton Hall	1-6-96
	Eric Murdock (PC) vs. Seton Hall	1-2-91
	Greg Harvey (SJU) vs. Seton Hall	2-14-90
39	Mitch Ballock (CU) vs. DePaul	3-9-19
	Doug McDermott (CU) vs. St. John's	1-28-14
	Doug McDermott (CU) vs. Villanova	2-16-14
	Maalik Wayns (VU) vs. Cincinnati	1-14-12
	Troy Bell (BC) vs. Providence	2-13-02
	Richard Hamilton (UConn) at Boston College	1-6-99
	Ray Allen (UConn) vs. Rutgers	2-28-96
	Allen Iverson (GU) vs. St. John's	1-27-96
	Mark Tillmon (GU) vs. Providence	1-6-90, 2-13-90
38	Jeremy Hazell (SHU) vs. Syracuse	12-26-09
	Mike Sweetney (GU) vs. Notre Dame	2-1-03
	Troy Bell (BC) vs. Villanova	3-4-03
	Donta Wade (PC) vs. Notre Dame	2-23-00
	Jamel Thomas (PC) at Villanova	2-20-99
	Richard Hamilton (UConn) at Boston Coll.	1-11-98
	Alonzo Mourning (GU) vs. Boston Coll.	2-2-92
	Mark Bryant (SHU) vs. Villanova	2-27-88
	Jaren Jackson (GU) vs. Seton Hall	3-5-88
	Dan Callandrillo (SHU) vs. St. John's	1-25-82
37	Markus Howard (MU) at Villanova	1-6-18
	Kelan Martin (BU) vs. Marquette	1-6-18
	Shamorie Ponds (SJU) vs. Villanova	1-13-18
	Trevon Bluiett (XU) vs. Seton Hall	2-14-18
	Dominique Jones (USF) vs. Pittsburgh	1-31-10
	Luke Harangody (ND) vs. Cincinnati	2-4-10
	Darris Nichols (SU) vs. St. John's	2-11-07
	Chris Quinn (ND) vs. Pittsburgh	1-4-06
	Ryan Gomes (PC) vs. Connecticut	2-15-05
	Gerald Riley (GU) vs. Miami	2-7-04
	Troy Murphy (ND) vs. Rutgers	1-16-01
	Pat Garrity (ND) at Seton Hall	1-17-98
	Allen Iverson (GU) vs. Villanova	3-2-96
	Kerry Kittles (VU) vs. Connecticut	2-18-95
	Chris Smith (UConn) vs. St. John's	1-7-92
	Terry Dehere (SHU) vs. Providence	1-2-91
	Clyde Vaughan (Pitt) vs. Boston College	1-4-84

### Points (CONTINUED)

36	D'Angelo Harrison (SJU) vs. Villanova	1-2-13
	Sean Kilpatrick (CIN) vs. Marquette	1-19-13
	A.J. Price (UConn) at Marquette	2-25-09
	Quincy Douby (RU) vs. St. John's	3-5-06
	Jared Dudley (BC) vs. Villanova	1-19-05
	Hakim Warrick (SU) vs. Providence	2-26-05
	Matt Carroll (ND) vs. Georgetown	2-1-03
	Troy Bell (BC) at Villanova	1-9-02
	Lawrence Moten (SU) vs. Villanova	2-14-95
	Terry Dehere (SHU) vs. St. John's	3-6-93
	Billy Owens (SU) vs. Boston College	2-2-91
	Billy Owens (SU) vs. Georgetown	1-27-90
	Andre McCloud (SHU) vs. Boston College	2-12-85
	Dan Callandrillo (SHU) vs. Boston College	2-27-82

### Rebounds

26	Michael Smith (PC) vs. Syracuse	1-25-94
24	Daniel Ochefu (VU) at Seton Hall	1-3-15
23	DeJuan Blair (Pitt) at Connecticut	2-16-09
	Dan Schayes (SU) vs. Georgetown	2-9-81
	Kentrell Gransberry (USF) at DePaul	3-3-07
22	Angel Delgado (SHU) vs. Butler	1-25-17
	DeJuan Blair (Pitt) vs. Notre Dame	1-31-09
	Emeka Okafor (UConn) vs. Notre Dame	2-21-04
	Michael Smith (PC) vs. Connecticut	1-22-92
	Ed Pinckney (VU) vs. Georgetown	1-31-83
21	Erron Maxey (PC) vs. Boston College	2-26-00
	Derrick Coleman (SU) vs. Providence	1-20-90
	Jerome Lane (Pitt) vs. Connecticut	2-21-87
20	Angel Delgado (SHU) vs. St. John's	1-22-17
	Herb Pope (SHU) vs. Syracuse	1-8-11
	Jamine Peterson (PC) vs. Rutgers	1-9-10
	Hasheem Thabeet (UConn) vs. Seton Hall	2-14-09
	Cedric McGowan (CIN) vs. DePaul	1-4-06
	Aaron Gray (Pitt) vs. Marquette	1-28-06
	Mike Sweetney (GU) vs. Notre Dame	2-9-02
	Troy Murphy (ND) vs. Seton Hall	1-8-01
	Gerald Jordan (Pitt) vs. West Virginia	1-6-96
	Danya Abrams (BC) vs. Providence	1-22-94
	Michael Smith (PC) vs. Seton Hall	1-5-94
	Chris McNeal (Pitt) vs. Boston College	3-3-92
	Bobby Martin (Pitt) vs. Georgetown	2-7-90
	Harold Pressley (VU) vs. St. John's	2-18-86

### Assists


22	Sherman Douglas (SU) vs. Providence	1-28-89
18	Dwayne Washington (SU) vs. St. John's	2-27-84
16	Levance Fields (Pitt) at DePaul	2-17-09
	Marcus Williams (UConn) vs. Notre Dame	1-30-05
	Kevin Braswell (GU) vs. Rutgers	3-2-02
	Carlton Screen (PC) vs. Syracuse	1-20-90
	Mark Jackson (SJU) vs. Providence	2-3-86
15	Kyron Cartwright (PC) at St. John's	12-28-17
	Dee Davis (XU) vs. Providence	2-7-15
	Tory Jackson (ND) vs. Syracuse	1-18-10
	Carl Krauser (Pitt) vs. West Virginia	2-5-05
	Omar Cook (SJU) vs. Connecticut	1-6-01

## Steals

11	John Linehan (PC) vs. Rutgers	1-22-02
10	Marcus Hatten (SJU) vs. Syracuse	2-18-03
	Allen Iverson (GU) vs. Miami	1-13-96
9	Jerome Dyson (UConn) vs. St. John's	1-8-08
	DeShaun Williams (SU) vs. Boston College	3-3-02
	John Linehan (PC) vs. Boston College	2-2-02
	James Thues (SU) vs. Rutgers	1-2-02
	John Linehan (PC) vs. Georgetown	2-27-99
	Kevin Braswell (GU) at Notre Dame	2-10-99
	John Linehan (PC) vs. Pittsburgh	1-10-98
	Gary Massey (VU) vs. Providence	2-20-88

## Blocked Shots

12	Dikembe Mutombo (GU) vs. St. John's	1-23-89
11	Samuel Dalembert (SHU) vs. St. John's	1-18-00
10	Fab Melo (SU) vs. Seton Hall	2-28-11
	Hasheem Thabeet (UConn) at Seton Hall	1-31-09
	Hasheem Thabeet (UConn) at Notre Dame	1-5-08
	Eric Hicks (CIN) vs. Marquette	1-7-06
	Harold Pressley (VU) vs. Providence	1-11-86
9	Hamady Ndiaye (RU) vs. St. John's	2-2-10
	Hasheem Thabeet (UConn) at Seton Hall	2-14-09
	Hilton Armstrong (UConn) vs. Louisville	3-4-06
	Herbert Hill (PC) vs. Villanova	1-11-05
	Josh Boone (UConn) vs. St. John's	2-5-05
	Emeka Okafor (UConn) vs. St. John's	2-2-03
	Marcus Douthit (PC) vs. Connecticut	3-5-03
	Emeka Okafor (UConn) vs. Boston College	2-16-02
	Emeka Okafor (UConn) vs. Rutgers	1-30-02
	Etan Thomas (SU) vs. Pittsburgh	2-16-00
	Samuel Dalembert (SHU) vs. Georgetown	1-8-00
	Etan Thomas (SU) vs. Connecticut	1-24-98
	Cliff Robinson (UConn) vs. Georgetown	2-6-88
	Alonzo Mourning (GU) vs. Boston College	1-14-89
	Tom Greis (VU) vs. Georgetown	2-1-88



John Linehan, Providence

## GAMES PLAYED VS ALL OPPONENTS

### Points

53	Markus Howard (MU) at Creighton	1-19-19
52	Markus Howard (MU) at Providence	1-3-18
52	Marshon Brooks (PC) vs. Notre Dame	2-23-11
48	Eric Murdock (PC) vs. Pittsburgh	1-23-91
46	Dominique Jones (USF) at Providence	1-23-10
45	Markus Howard (MU) vs. Buffalo	12-21-18
45	Markus Howard (MU) vs. Kansas State	12-1-18
45	Doug McDermott (CU) vs. Providence	3-8-14
45	Eric Murdock (PC) vs. Arizona	12-23-90

### Rebounds

26	Michael Smith (PC) vs. Syracuse	1-25-94
24	Daniel Ochefu (VU) at Seton Hall	1-3-15
23	DeJuan Blair (Pitt) at Connecticut	2-16-09
	Dan Schayes (SU) vs. Georgetown	2-9-81
	Derrick Coleman (SU) vs. Villanova	3-10-90
	Kentrell Gransberry (USF) at DePaul	3-3-07

### Assists

22	Sherman Douglas (SU) vs. Providence	1-28-89
18	Dwayne Washington (SU) vs. St. John's	2-27-84

### Steals

11	John Linehan (PC) vs. Rutgers	1-22-02
	Drew Schifino (WVU) vs. Arkansas-Monticello	12-1-01
	Chris Thomas (ND) vs. New Hampshire	11-16-01
10	Marcus Hatten (SJU) vs. Syracuse	2-18-03
	Todd Burgan (SU) vs. Colgate	11-30-97
	Allen Iverson (GU) vs. Miami	1-13-96
	God Shammgod (PC) vs. Brown	12-21-96

### Blocked Shots

12	Dikembe Mutombo (GU) vs. St. John's	1-23-89
11	Chris Obekpa (SJU) vs. vs. Fordham	12-8-12
	Jordan Cornette (ND) vs. Belmont	11-17-02
	Samuel Dalembert (SHU) vs. St. John's	1-18-00
	Dikembe Mutombo (GU) vs. Hawaii-Loa	11-23-90
	Alonzo Mourning (GU) vs. St. Leo	12-7-88
10	Fab Melo (SU) vs. Seton Hall	2-28-11
	Hamady Ndiaye (RU) vs. Saint Peter's	12-22-09
	Hasheem Thabeet (UConn) vs. Providence	1-31-09
	Eric Hicks (CIN) vs. Marquette	1-7-06
	Emeka Okafor (UConn) vs. Army	12-6-03
	Eddie Griffin (SHU) vs. Norfolk State	12-4-00
	Karim Shabazz (PC) vs. Rhode Island	12-2-00
	Karim Shabazz (PC) vs. Long Island	12-27-99
	Donyell Marshall (UConn) vs. Hartford	1-17-94
	Harold Pressley (VU) vs. Providence	1-11-86
	Hasheem Thabeet (UConn) vs. Notre Dame	1-5-08
	Hasheem Thabeet (UConn) vs. Texas Southern	12-3-06
	Hugh Mattis (USF) at Winston-Salem State	12-7-06

# Career Leaders

## POINTS

NAME	SCHOOL	CAREER	YRS.	GP	AVG.	POINTS
Lawrence Moten	Syracuse	1991-95	4	72	19.5	1405
Troy Bell	Boston College	1999-03	4	62	22.4	1388
Luke Harangody	Notre Dame	2006-10	4	65	20.5	1329
Terry Dehere	Seton Hall	1989-93	4	68	19.4	1320
Jeremy Hazell	Seton Hall	2007-11	4	68	19.4	1316
Chris Mullin	St. John's	1981-85	4	62	20.8	1290
Kerry Kittles	Villanova	1992-96	4	69	18.7	1288
Dana Barros	Boston College	1985-89	4	64	19.6	1257
Felipe Lopez	St. John's	1994-98	4	72	17.0	1222
Scottie Reynolds	Villanova	2006-10	4	70	17.4	1221
D'Angelo Harrison	St. John's	2011-15	4	69	17.1	1178
Bill Curley	Boston College	1990-94	4	70	16.8	1177
Ryan Gomes	Providence	2001-05	4	64	18.3	1173
John Wallace	Syracuse	1992-96	4	72	16.3	1170
Malik Sealy	St. John's	1988-92	4	64	18.2	1165
Zendon Hamilton	St. John's	1994-98	4	72	16.0	1152
Danya Abrams	Boston College	1993-97	4	71	16.2	1148
Eric Murdock	Providence	1987-91	4	63	18.2	1145
Chris Smith	Connecticut	1988-92	4	64	17.8	1140
Jamel Thomas	Providence	1995-99	4	72	15.7	1135
D'Vauntes Smith-Rivera	Georgetown	2012-16	4	71	15.7	1113
Andre McCloud	Seton Hall	1982-86	4	64	17.4	1113
Kelan Martin	Butler	2014-18	4	72	15.3	1101
Pat Garrity	Notre Dame	1995-98	3	54	20.5	1107
Chris Thomas	Notre Dame	2001-05	4	64	17.2	1099
Trevon Bluiett	Xavier	2014-18	4	70	16.6	1094
LaDonte Henton	Providence	2011-15	4	72	15.2	1092
Dominique Jones	USF	2007-10	3	54	20.1	1087
Markus Howard	Marquette	2016-	3	53	20.2	1070
Brandon Young	DePaul	2010-14	4	72	14.8	1068
Tim James	Miami	1995-99	4	72	14.7	1062
Darius Rice	Miami	2000-04	4	61	17.4	1060
Bryce Cotton	Providence	2010-14	4	71	14.7	1047
Charles Smith	Pittsburgh	1984-88	4	64	16.4	1047
Deonta Vaughn	Cincinnati	2006-10	4	70	15.0	1047
Richard Hamilton	Connecticut	1996-99	3	53	19.7	1046
Jerel McNeal	Marquette	2005-09	4	66	15.7	1038
Derrick Coleman	Syracuse	1986-90	4	64	16.1	1033
Da'Sean Butler	West Virginia	2006-10	4	70	14.6	1024
Allan Ray	Villanova	2002-06	4	63	16.1	1013
Gerry McNamara	Syracuse	2002-06	4	64	15.8	1010
Mark Bryant	Seton Hall	1984-88	4	62	16.2	1005
Ray Allen	Connecticut	1993-96	3	54	18.5	1001
Khadeen Carrington	Seton Hall	2014-18	4	72	13.9	1001

## SCORING AVERAGE

NAME	SCHOOL	CAREER	YRS.	GP	AVG.	POINTS
Marcus Hatten	St. John's	2001-03	2	32	736	23.0
Allen Iverson	Georgetown	1994-96	2	36	814	22.6
Troy Bell	Boston College	1999-03	4	62	1388	22.4
Dan Callandrillo	Seton Hall	1979-82	3	34	737	21.7
Troy Murphy	Notre Dame	1998-01	3	47	999	21.3
John Bagley	Boston College	1979-82	3	34	714	21.0
Chris Mullin	St. John's	1981-85	4	62	1290	20.8
Pat Garrity	Notre Dame	1995-98	3	54	1107	20.5
Luke Harangody	Notre Dame	2006-10	4	65	1329	20.5
Markus Howard	Marquette	2016-	3	53	1070	20.2
Dominique Jones	USF	2007-10	3	54	1087	20.1
Walter Berry	St. John's	1984-86	2	32	633	19.8
Richard Hamilton	Connecticut	1996-99	3	53	1046	19.7
Shamorie Ponds	St. John's	2016-19	2	33	651	19.7
Marcus Foster	Creighton	2016-18	2	36	708	19.7
Mike Sweetney	Georgetown	2000-03	3	48	942	19.6
Dana Barros	Boston College	1985-89	4	64	1257	19.6
Lawrence Moten	Syracuse	1991-95	4	72	1405	19.5
Clyde Vaughan	Pittsburgh	1982-84	2	32	623	19.5
Terry Dehere	Seton Hall	1989-93	4	68	1320	19.4
Jeremy Hazell	Seton Hall	2007-11	4	68	1316	19.4
Billy Owens	Syracuse	1988-91	3	48	908	18.9
Kerry Kittles	Villanova	1992-96	4	69	1288	18.7
Dominique Jones	USF	2007-09	2	36	670	18.6

## One-year Players

Doug McDermott	Creighton	2013-14	1	18	498	27.7
Michael Bradley	Villanova	2000-01	1	16	357	22.3
Carmelo Anthony	Syracuse	2002-03	1	16	342	21.4
Louis Orr	Syracuse	1979-80	1	6	123	20.5
Steve Novak	Marquette	2005-06	1	16	326	20.4

## REBOUNDS

NAME	SCHOOL	CAREER	YRS.	GP	AVG.	REB
Angel Delgado	Seton Hall	2014-18	4	72	11.5	828
Derrick Coleman	Syracuse	1986-90	4	64	11.0	701
Luke Harangody	Notre Dame	2006-10	4	65	10.2	662
Michael Smith	Providence	1991-94	3	54	11.7	630
Danya Abrams	Boston College	1993-97	4	71	8.6	609
Geoff McDermott	Providence	2005-09	4	68	8.8	598
Patrick Ewing	Georgetown	1981-85	4	62	9.6	597
John Wallace	Syracuse	1992-96	4	72	8.1	582
Zendon Hamilton	St. John's	1994-98	4	72	8.1	580
Jeff Adrien	Connecticut	2005-09	4	67	8.7	580
LaDonte Henton	Providence	2011-15	4	72	7.8	563
Bill Curley	Boston College	1990-94	4	70	8.0	561
Kevin Jones	West Virginia	2008-12	4	72	7.8	560
Tim James	Miami	1995-99	4	72	7.5	545
Ryan Gomes	Providence	2001-05	4	64	8.3	534
Rony Seikaly	Syracuse	1984-88	4	64	8.3	531
Othella Harrington	Georgetown	1992-96	4	72	7.3	529
Ed Pinckney	Villanova	1981-85	4	61	8.7	528
Charles Smith	Pittsburgh	1984-88	4	64	7.8	502
Herb Pope	Seton Hall	2009-12	3	53	9.4	500
Otis Thorpe	Providence	1980-84	4	58	8.6	500
Harold Pressley	Villanova	1982-86	4	64	7.7	495
Adrian Griffin	Seton Hall	1992-96	4	72	6.8	493
Jake Voskuhl	Connecticut	1996-00	4	67	7.3	490
Jason Lawson	Villanova	1993-97	4	71	6.8	489
Alonzo Mourning	Georgetown	1988-92	4	62	7.9	489
Yancy Gates	Cincinnati	2008-12	4	70	6.9	486
Mouptou Yarou	Villanova	2009-13	4	70	6.9	486
Emeka Okafor	Connecticut	2001-04	3	48	10.0	482
Hakim Warrick	Syracuse	2001-05	4	63	7.6	481
Kadeen Batts	Providence	2010-14	4	72	6.7	479
Mark Bryant	Seton Hall	1984-88	4	62	7.7	477
Etan Thomas	Syracuse	1996-00	4	64	7.4	474
Ricardo Greer	Pittsburgh	1997-01	4	67	7.0	471
Kevin Freeman	Connecticut	1996-00	4	69	6.8	469

## REBOUND AVERAGE

NAME	SCHOOL	CAREER	YRS.	GP	REB	AVG.
Michael Smith	Providence	1991-94	3	54	630	11.66
Angel Delgado	Seton Hall	2014-18	4	72	828	11.50
Kentrell Gransberry	USF	2006-08	2	34	374	11.00
Derrick Coleman	Syracuse	1986-90	4	64	701	10.95
DeJuan Blair	Pittsburgh	2007-09	2	36	394	10.94
Luke Harangody	Notre Dame	2006-10	4	65	662	10.18
Ryan Humphrey	Notre Dame	2000-02	2	32	313	10.10
Emeka Okafor	Connecticut	2001-04	3	48	482	10.00
Troy Murphy	Notre Dame	1998-01	3	47	465	9.89
Jerome Lane	Pittsburgh	1985-88	3	48	467	9.73
Walter Berry	St. John's	1984-86	2	32	310	9.69
Patrick Ewing	Georgetown	1981-85	4	62	597	9.63
Mike Sweetney	Georgetown	2000-03	3	48	461	9.60
Herb Pope	Seton Hall	2009-12	3	53	500	9.43
Jerome Williams	Georgetown	1994-96	2	36	337	9.36
Kameron Woods	Butler	2013-15	2	35	323	9.23
Mac Koshwal	DePaul	2007-10	3	50	442	8.84
Geoff McDermott	Providence	2005-09	4	68	598	8.79
Jeff Adrien	Connecticut	2005-09	4	67	580	8.66
Ed Pinckney	Villanova	1981-85	4	61	528	8.65
Dikembe Mutombo	Georgetown	1988-91	3	48	415	8.65
Otis Thorpe	Providence	1980-84	4	58	500	8.62
Danya Abrams	Boston College	1993-97	4	71	609	8.58
Clyde Vaughan	Pittsburgh	1982-84	2	32	273	8.53
Billy Owens	Syracuse	1988-91	3	48	406	8.46
Ryan Gomes	Providence	2001-05	4	64	534	8.34
Rony Seikaly	Syracuse	1984-88	4	64	531	8.30
Brian Shorter	Pittsburgh	1988-91	3	48	390	8.13
Hasheem Thabeet	Connecticut	2006-09	3	52	421	8.10
John Wallace	Syracuse	1992-96	4	72	582	8.08
Pat Garrity	Notre Dame	1995-98	3	54	436	8.07
Zendon Hamilton	St. John's	1994-98	4	72	580	8.06
Cornly Thompson	Connecticut	1979-82	3	34	274	8.06
Bill Curley	Boston College	1990-94	4	70	561	8.01

## One-year Players

Michael Bradley	Villanova	2000-01	1	16	173	10.80
Eric Hicks	Cincinnati	2005-06	1	16	164	10.25
Carmelo Anthony	Syracuse	2002-03	1	16	161	10.06
Eddie Griffin	Seton Hall	2000-01	1	15	150	10.00
Roosevelt Bouie	Syracuse	1979-80	1	6	59	9.83

## FIELD GOALS MADE

NAME	SCHOOL	YEARS	G	FGM
Luke Harangody	Notre Dame	2006-10	65	503
Lawrence Moten	Syracuse	1991-95	72	499
Kerry Kittles	Villanova	1992-96	69	466
Chris Mullin	St. John's	1981-85	62	460
John Wallace	Syracuse	1992-96	72	436
Ryan Gomes	Providence	2001-05	64	435
Jeremy Hazell	Seton Hall	2007-11	68	434
Andre McCloud	Seton Hall	1982-86	64	432
Dana Barros	Boston College	1985-89	64	430
Tim James	Miami	1995-99	72	423

## FIELD GOALS ATTEMPTED

NAME	SCHOOL	YEARS	GP	FGA
Luke Harangody	Notre Dame	2006-10	65	1085
Lawrence Moten	Syracuse	1991-95	72	1069
Jeremy Hazell	Seton Hall	2007-11	68	1054
Felipe Lopez	St. John's	1994-98	72	1039
Dana Barros	Boston College	1985-89	64	981
Jamel Thomas	Providence	1995-99	72	954
Kerry Kittles	Villanova	1992-96	69	947
Chris Thomas	Notre Dame	2001-05	64	945
Troy Bell	Boston College	1999-03	62	941
Brandon Young	DePaul	2010-14	72	928

## FIELD GOAL PERCENTAGE

(\*Minimum 5.0 FGM per game)

NAME	SCHOOL	CAREER	YRS	GP	FGM-FGA	PCT
Patrick Ewing	Georgetown	1981-85	4	62	377-620	.608
Emeka Okafor	Connecticut	2001-04	3	48	270-455	.593
Otis Thorpe	Providence	1980-84	4	58	337-586	.575
Chris Taft	Pittsburgh	2003-05	2	32	182-319	.571
Dwayne McClain	Villanova	1981-85	4	58	297-531	.559
Derrick Coleman	Syracuse	1986-90	4	64	361-647	.558
Dwayne Washington	Syracuse	1983-86	3	48	293-530	.553
Marty Headd	Syracuse	1979-81	2	20	107-194	.552
Chris Mullin	St. John's	1981-85	4	62	460-835	.551
Greg Monroe	Georgetown	2008-10	2	36	196-356	.551
One-year Players						
Michael Bradley	Villanova	2000-01	1	16	140-207	.676
Justin Patton	Creighton	2016-17	1	18	108-163	.663

## FREE THROWS MADE

NAME	SCHOOL	CAREER	YRS.	GP	FTM
Troy Bell	Boston College	1999-03	4	62	449
Zendon Hamilton	St. John's	1994-98	4	72	402
Alonzo Mourning	Georgetown	1988-92	4	62	402
Danya Abrams	Boston College	1993-97	4	71	387
Bill Curley	Boston College	1990-94	4	70	381
Chris Mullin	St. John's	1981-85	4	62	370
Terry Dehere	Seton Hall	1989-93	4	68	362
Charles Smith	Pittsburgh	1984-88	4	64	334
Scottie Reynolds	Villanova	2006-10	4	70	330
D'Angelo Harrison	St. John's	2011-15	4	69	329
Malik Sealy	St. John's	1988-92	4	64	323
JayVaughn Pinkston	Villanova	2011-15	4	72	314
Brian Shorter	Pittsburgh	1988-91	3	48	310
Mike Sweetney	Georgetown	2000-03	3	48	308
Derrick Coleman	Syracuse	1986-90	4	64	307
Luke Harangody	Notre Dame	2006-10	4	65	299
Troy Murphy	Notre Dame	1998-01	3	47	295
Billy Garrett Jr.	DePaul	2014-17	4	69	293
Jason Lawson	Villanova	1993-97	4	71	286
Dominique Jones	USF	2007-10	3	54	281
Hakim Warrick	Syracuse	2001-05	4	63	279
Felipe Lopez	St. John's	1994-98	4	72	279
Lawrence Moten	Syracuse	1991-95	4	72	277
Jerry McCullough	Pittsburgh	1991-96	4	70	276
John Wallace	Syracuse	1992-96	4	72	276
Othella Harrington	Georgetown	1992-96	4	72	270
Arturas Karnishovas	Seton Hall	1990-94	4	68	271
Pat Garrity	Notre Dame	1995-98	3	54	271
Khadeen Carrington	Seton Hall	2014-18	4	72	265
Chris Smith	Connecticut	1988-92	4	64	265

## FREE THROW ATTEMPTS

NAME	SCHOOL	YEARS	GP	FTA
Zendon Hamilton	St. John's	1994-98	72	572
Danya Abrams	Boston College	1993-97	71	565
Alonzo Mourning	Georgetown	1988-92	62	532
Troy Bell	Boston College	1999-03	62	516
Bill Curley	Boston College	1990-94	70	483
Charles Smith	Pittsburgh	1984-88	64	447
Brian Shorter	Pittsburgh	1988-91	48	446
Terry Dehere	Seton Hall	1989-93	68	446
Malik Sealy	St. John's	1988-92	64	441
Derrick Coleman	Syracuse	1986-90	64	438

## FREE THROW PERCENTAGE

(\*Minimum 2.5 FTM per game)

NAME	SCHOOL	CAREER	YRS	GP	FTM-FTA	PCT
Andrew Rowsey	Marquette	2016-18	2	36	135-145	.931
Gerry McNamara	Syracuse	2002-06	4	64	199-217	.917
Gary Buchanan	Villanova	1999-03	4	63	179-196	.913
Sean Miller	Pittsburgh	1987-92	4	66	209-230	.909
Jason Matthews	Pittsburgh	1987-91	4	64	255-287	.889
Markus Howard	Marquette	2016-20	3	53	198-223	.888
Sharaud Curry	Providence	2005-10	4	66	197-224	.879
Ashton Gibbs	Pittsburgh	2008-12	4	69	175-199	.879
Troy Bell	Boston College	1999-03	4	62	449-516	.870
Chris Mullin	St. John's	1981-85	4	62	370-430	.861
Chris Thomas	Notre Dame	2001-05	4	64	256-299	.856
Dana Barros	Boston College	1985-89	4	64	252-295	.854
Dan Schayes	Syracuse	1979-81	2	20	91-107	.851
James Jones	Miami	1999-03	4	63	167-197	.848
Maalik Wayns	Villanova	2009-12	3	51	182-215	.847
Richard Hamilton	Connecticut	1996-99	3	53	223-264	.844
Greg Woodard	Villanova	1988-92	4	66	235-279	.842
Earl Kelley	Connecticut	1982-86	4	49	229-273	.839
D'Vauntes Smith-Rivera	Georgetown	2012-16	4	71	262-313	.837
Shamorie Ponds	St. John's	2016-19	3	33	141-169	.834
Kris Jenkins	Villanova	2014-17	4	72	145-174	.833
Greg Harvey	St. John's	1987-90	2	30	100-120	.833
John Salmons	Miami	1998-01	4	66	196-236	.831
Allan Ray	Villanova	2002-06	4	63	195-235	.830
Davante Gardner	Marquette	2010-14	4	62	251-303	.828
Geoff Billett	Rutgers	1995-99	4	72	234-283	.826
Jalen Brunson	Villanova	2015-18	3	54	176-213	.826
Matt Carroll	Notre Dame	1999-02	4	63	161-195	.826
Russ Smith	Louisville	2010-13	3	45	151-183	.825
Johnny Hemsley	Miami	1996-00	4	60	153-186	.823
Lazar Hayward	Marquette	2006-10	4	70	184-224	.821
Scottie Reynolds	Villanova	2006-10	4	70	330-403	.819
Rob Hodgson	Rutgers	1995-99	4	70	262-320	.818
Kellen Dunham	Butler	2013-16	3	54	196-240	.817
Gerald Riley	Georgetown	2000-04	4	64	170-208	.817
Bryce Cotton	Providence	2010-14	4	71	247-303	.815
Carlton Screen	Providence	1986-90	4	62	185-227	.815
Khalid El-Amin	Connecticut	1997-00	3	52	131-161	.814
Corny Thompson	Connecticut	1979-82	3	34	143-176	.813
Terry Dehere	Seton Hall	1989-93	4	68	362-446	.812
Marcus Williams	Connecticut	2003-06	3	34	98-121	.810
Billy Garrett, Jr.	DePaul	2013-17	4	69	281-357	.809
Arturas Karnishovas	Seton Hall	1990-94	4	68	271-336	.807
Dan Callandrillo	Seton Hall	1979-82	3	34	199-247	.806
Khadeen Carrington	Seton Hall	2014-18	4	72	265-329	.805
Michael Jackson	Georgetown	1982-86	4	62	178-221	.805

## One-year Players

Steve Novak	Marquette	2005-06	1	16	50-52	.962
Bernard Rencher	St. John's	1979-80	1	6	15-17	.882
Jonathan Hargett	West Virginia	2001-02	1	16	58-66	.879
Taquan Dean	Louisville	2005-06	1	14	44-51	.863

# Career Leaders

## THREE-POINT FIELD GOALS MADE

NAME	SCHOOL	YEARS	GP	3FGM
Jeremy Hazell	Seton Hall	2007-11	68	201
Colin Falls	Notre Dame	2003-07	64	189
Gerry McNamara	Syracuse	2002-06	64	183
Steve Edwards	Miami	1992-96	72	178
Deonta Vaughn	Cincinnati	2006-10	70	172
Markus Howard	Marquette	2016-	53	170
Allan Ray	Villanova	2002-06	63	168
Gary Buchanan	Villanova	1999-03	63	167
Kerry Kittles	Villanova	1992-96	69	166
Terry Dehere	Seton Hall	1989-93	68	166
Troy Bell	Boston College	1999-03	62	165
Matt Carroll	Notre Dame	1999-03	63	159
Scottie Reynolds	Villanova	2006-10	70	159
Bryce Cotton	Providence	2010-14	71	156
Darius Lane	Seton Hall	1999-02	48	155
Geoff Billett	Rutgers	1995-99	72	154
D'Angelo Harrison	St. John's	2011-15	69	153
Chris Thomas	Notre Dame	2001-05	64	149
Kris Jenkins	Villanova	2014-17	72	149
Trevon Bluiett	Xavier	2014-18	70	147
Ryan Arcidiacono	Villanova	2012-16	72	147
D'Vautes Smith-Rivera	Georgetown	2012-16	71	147
Darius Rice	Miami	2000-04	61	147
Dana Barros	Boston College	1985-89	64	145
Andy Rautins	Syracuse	2005-10	63	143
Donnie McGrath	Providence	2002-06	63	142
Jamar Nutter	Seton Hall	2004-07	65	141
Chris Quinn	Notre Dame	2002-06	64	141
Ricky Shields	Rutgers	2001-05	64	141
Kyle McAlarney	Notre Dame	2005, 07-09	52	140
Jason Matthews	Pittsburgh	1987-91	64	139
Ashton Gibbs	Pittsburgh	2008-12	69	139
Myles Powell	Seton Hall	2016-	72	136
Colin Falls	Notre Dame	2003-06	48	135
Kevin Pittsnogle	West Virginia	2002-06	64	135
Rashad Anderson	Connecticut	2002-06	58	130
Lawrence Moten	Syracuse	1991-95	72	130

## THREE-POINT FIELD GOALS ATTEMPTED

NAME	SCHOOL	CAREER	GP	3FGA
Jeremy Hazell	Seton Hall	2007-11	68	593
Gerry McNamara	Syracuse	2002-06	64	545
Deonta Vaughn	Cincinnati	2006-10	70	514
Steve Edwards	Miami	1992-96	72	508
Colin Falls	Notre Dame	2003-07	64	466
Gary Buchanan	Villanova	1999-03	63	448
Troy Bell	Boston College	1999-03	62	446
Allan Ray	Villanova	2002-06	63	440
Chris Thomas	Notre Dame	2001-05	64	438
Terry Dehere	Seton Hall	1989-93	68	437
Darius Rice	Miami	2000-04	61	431
Bryce Cotton	Providence	2010-14	71	422
D'Angelo Harrison	St. John's	2011-15	69	419
Lawrence Moten	Syracuse	1991-95	72	415
Scottie Reynolds	Villanova	2006-10	70	413
Myles Powell	Seton Hall	2016-	54	410
Ricky Shields	Rutgers	2001-05	64	409
Geoff Billett	Rutgers	1995-99	72	407
Matt Carroll	Notre Dame	1999-03	63	406
Trevon Bluiett	Xavier	2014-18	70	405
Kerry Kittles	Villanova	1992-96	69	405
Darius Lane	Seton Hall	1999-02	48	404
Donnie McGrath	Providence	2002-06	63	392
Markus Howard	Marquette	2016-	53	381
Ryan Arcidiacono	Villanova	2012-16	72	381
Kris Jenkins	Villanova	2014-17	72	379
Jamar Nutter	Seton Hall	2004-07	65	376
Andy Rautins	Syracuse	2005-10	63	372
Dana Barros	Boston College	1985-89	64	363
Jamel Thomas	Providence	1995-99	72	359
Shaheen Holloway	Seton Hall	1996-99	68	357
Patrick Beilein	West Virginia	2002-06	64	356


## THREE-POINT FIELD GOAL PERCENTAGE

(\*Minimum 1.5 3FGM per game; years indicate when 3-pointer was in effect)

NAME	SCHOOL	CAREER	YRS	GP	3FGM-FGA	PCT
Sam Hauser	Marquette	2016-19	3	54	110-233	.472
Jason Matthews	Pittsburgh	1987-91	4	64	139-298	.466
Ryan Ayers	Notre Dame	2005-09	4	59	90-200	.455
Markus Howard	Marquette	2016-	3	53	170-381	.446
Tim Abromaitis	Notre Dame	2007-11	3	39	88-201	.438
Chris Quinn	Notre Dame	2002-06	4	64	141-323	.437
Sam Hauser	Marquette	2016-19	3	54	127-291	.436
Howard Easley	Boston College	1990-94	4	70	110-253	.435
Brian Chase	Virginia Tech	2000-03	3	45	105-243	.432
Sterling Gibbs	Seton Hall	2013-15	2	33	66-154	.429
Albert Mouring	Connecticut	1997-01	4	58	96-225	.427
Alex Barlow	Butler	2013-15	2	36	61-144	.424
Kyle McAlarney	Notre Dame	2006-09	4	52	140-332	.422
Todd Billett	Rutgers	1999-01	2	32	98-233	.421
Ray Allen	Connecticut	1993-96	3	54	129-298	.420
Keith Friel	Notre Dame	1996-98	2	20	37-89	.416
Ronald Ramon	Pittsburgh	2004-08	4	65	119-287	.415
Andrew Rowsey	Marquette	2016-18	2	36	103-250	.412
Doron Sheffer	Connecticut	1993-96	3	54	105-255	.412
Kerry Kittles	Villanova	1992-96	4	69	166-405	.410
Delray Brooks	Providence	1986-88	2	32	77-188	.410
Colin Falls	Notre Dame	2003-07	3	64	189-466	.406
Ashton Gibbs	Pittsburgh	2008-12	4	69	139-343	.405
Kyle Kuric	Louisville	2008-12	4	57	96-237	.405
Darius Johnson-Odom	Marquette	2009-12	3	54	125-309	.405
Sean Miller	Pittsburgh	1987-92	4	66	117-291	.402
Jake Morton	Miami	1991-93	2	33	51-127	.401
Greg Woodard	Villanova	1988-92	4	66	102-255	.400

## One-year Players

Steve Novak	Marquette	2005-06	1	16	70-148	.473
Doug McDermott	Creighton	2013-14	1	18	50-108	.463
Rick Krecklow	Creighton	2014-15	1	17	33-73	.452
Joey Hauser	Marquette	2018-19	1	18	28-62	.452
Ethan Wragge	Creighton	2013-14	1	18	50-110	.455
Damon Santiago	Rutgers	1995-96	1	18	53-120	.442
Luke Hancock	Louisville	2013-14	1	18	32-74	.432
Avery Woodson	Butler	2016-17	1	18	41-96	.427



Jeremy Hazell, Seton Hall

## ASSISTS

NAME	SCHOOL	CAREER	YRS.	GP	AVG.	A
Vincent Council	Providence	2009-13	4	71	6.4	454
Sherman Douglas	Syracuse	1985-89	4	61	7.0	426
Chris Thomas	Notre Dame	2001-05	4	64	6.4	413
Sean Miller	Pittsburgh	1987-92	4	66	6.0	401
Shaheen Holloway	Seton Hall	1996-00	4	68	5.9	398
Tory Jackson	Notre Dame	2006-10	4	70	5.6	392
Jason Hart	Syracuse	1996-00	4	70	5.6	389
Brandin Knight	Pittsburgh	1999-03	4	64	5.9	375
Joey Brown	Georgetown	1990-94	4	69	5.3	364
Kevin Braswell	Georgetown	1998-02	4	66	5.5	363
Jerry McCullough	Pittsburgh	1991-96	4	70	5.1	360
Adrian Autry	Syracuse	1990-94	4	69	5.0	347
Mark Jackson	St. John's	1983-87	4	64	5.3	342
Jason Buchanan	St. John's	1988-92	4	66	5.1	339
Kevin Ollie	Connecticut	1991-95	4	71	4.6	329
Kyron Cartwright	Providence	2014-18	4	72	4.5	327
Kevin Norris	Miami	1994-98	4	72	4.5	325
Scoop Jardine	Syracuse	2007,09-12	4	70	4.6	323
Dominic James	Marquette	2005-09	4	65	4.9	320
Dwayne Washington	Syracuse	1983-86	3	48	6.6	317
Peyton Siva	Louisville	2009-13	4	72	6.6	315
Taliek Brown	Connecticut	2000-04	4	60	5.3	315
Andre Barrett	Seton Hall	2000-04	4	64	4.9	312
Carl Krauser	Pittsburgh	2002-06	4	63	4.9	309
Chris Howard	USF	2006-10	4	68	4.5	307
Doron Sheffer	Connecticut	1993-96	3	54	5.7	306
Darelle Porter	Pittsburgh	1987-91	4	64	4.7	301
Vernon Jennings	Miami	1996-00	4	68	4.4	300
Michael Jackson	Georgetown	1982-86	4	62	4.8	299
Gerry McNamara	Syracuse	2002-06	4	64	4.7	299
Brandon Young	DePaul	2010-14	4	72	4.1	296
Kenny Wilson	Villanova	1985-89	4	64	4.6	295
Howard Easley	Boston College	1990-94	4	70	4.2	294
Duane Woodward	Boston College	1994-98	4	69	4.2	293
Jordan Theodore	Seton Hall	2008-12	4	72	4.0	290
Vonteego Cummings	Pittsburgh	1995-99	4	62	4.6	290
John Celestand	Villanova	1995-99	4	70	4.1	290

## ASSISTS AVERAGE

NAME	SCHOOL	CAREER	YRS.	GP	ASSIST.	AVG.
Marcus Williams	Connecticut	2003-06	3	34	276	8.1
Maurice Watson Jr.	Creighton	2015-17	2	24	169	7.0
Sherman Douglas	Syracuse	1985-89	4	61	426	7.0
God Shammgod	Providence	1995-97	2	35	241	6.9
Dwayne Washington	Syracuse	1983-86	3	48	317	6.6
Chris Thomas	Notre Dame	2001-05	4	64	413	6.4
Vincent Council	Providence	2009-13	4	71	454	6.4
Abdul Abdullah	Providence	1992-94	2	35	213	6.1
James Akinjo	Georgetown	2018-	1	18	108	6.0
Sean Miller	Pittsburgh	1987-92	4	66	401	6.0
Dee Davis	Xavier	2013-15	2	36	213	5.9
Brandin Knight	Pittsburgh	1999-03	4	64	375	5.9
Shaheen Holloway	Seton Hall	1996-00	4	68	398	5.9
Doron Sheffer	Connecticut	1993-96	3	54	306	5.7
Stewart Granger	Villanova	1980-83	3	44	250	5.7
Jerian Grant	Notre Dame	2011-13	2	36	203	5.6
Jason Hart	Syracuse	1996-00	4	70	389	5.6
Billy Culbertson	Pittsburgh	1982-84	2	32	178	5.6
Tory Jackson	Notre Dame	2006-10	4	70	392	5.6
Anthony Collins	USF	2011-13	2	36	198	5.5
Kevin Braswell	Georgetown	1998-02	4	66	363	5.5
Eddie Moss	Syracuse	1979-81	2	20	108	5.4
Kris Dunn	Providence	2012-16	3	54	286	5.3
Taliek Brown	Connecticut	2000-04	4	60	315	5.3
Joey Brown	Georgetown	1990-94	4	69	364	5.3
Mark Jackson	St. John's	1983-87	4	64	342	5.3
Jerry McCullough	Pittsburgh	1991-96	4	70	360	5.1
Jason Buchanan	St. John's	1988-92	4	66	339	5.1

## One-year players

Omar Cook	St. John's	2000-01	1	16	135	8.4
Kenny Brunner	Georgetown	1997-98	1	11	71	6.5
John Duren	Georgetown	1979-80	1	6	36	6.0
Bernard Rencher	St. John's	1979-80	1	6	36	6.0

## STEALS

NAME	SCHOOL	CAREER	YRS.	GP	AVG.	STLS
John Linehan	Providence	1997-02	4	68	3.3	226
Eric Murdock	Providence	1987-91	4	63	3.1	197
Jerry McCullough	Pittsburgh	1991-96	4	70	2.5	174
Jason Hart	Syracuse	1996-00	4	70	2.4	168
Kevin Braswell	Georgetown	1998-02	4	66	2.5	165
Kerry Kittles	Villanova	1992-96	4	69	2.3	156
Fuquan Edwin	Seton Hall	2010-14	4	70	2.2	153
Brandin Knight	Pittsburgh	1999-03	4	64	2.3	149
Michael Adams	Boston College	1981-85	4	58	2.6	148
Troy Bell	Boston College	1999-03	4	62	2.3	144
Jerel McNeal	Marquette	2005-09	4	66	2.1	141
Scott Burrell	Connecticut	1989-93	4	61	2.3	138
Shaheen Holloway	Seton Hall	1996-00	4	68	1.9	131
Allen Iverson	Georgetown	1994-96	2	36	3.6	131
Joey Brown	Georgetown	1990-94	4	69	1.9	131
Vernon Jennings	Miami	1996-00	4	68	1.9	130
Lawrence Moten	Syracuse	1991-95	4	72	1.8	129
Vonteego Cummings	Pittsburgh	1995-99	4	62	2.1	128
Jeremy Hazell	Seton Hall	2007-11	4	68	1.9	127
Adrian Griffin	Seton Hall	1992-96	4	72	1.7	125
Adrian Autry	Syracuse	1990-94	4	69	1.8	123
Kevin Norris	Miami	1994-98	4	72	1.7	122
Shamorie Ponds	St. John's	2016-19	3	50	2.4	121
Paul Gause	Seton Hall	2005-09	4	54	2.2	121
Dominic James	Marquette	2005-09	4	65	1.9	120
Gerry McNamara	Syracuse	2002-06	4	64	1.9	119
Ricardo Greer	Pittsburgh	1997-01	4	67	1.7	118
Damian Owens	West Virginia	1995-98	3	54	2.2	117
Malik Sealy	St. John's	1988-92	4	64	1.8	116
Kris Dunn	Providence	2012-16	3	54	2.1	115
Levell Sanders	Seton Hall	1994-98	4	72	1.6	115
Alvin Williams	Villanova	1993-97	4	71	1.6	115
Chris Mullin	St. John's	1981-85	4	62	1.8	113
Kellii Taylor	Pittsburgh	1996-00	4	47	2.4	112
Duane Woodward	Boston College	1994-98	4	69	1.6	112

## STEALS AVERAGE

NAME	SCHOOL	CAREER	YRS.	GP	STEALS	AVG.
Mike Moses	St. John's	1983-85	2	32	125	3.91
Allen Iverson	Georgetown	1994-96	2	36	131	3.64
John Linehan	Providence	1997-02	4	68	226	3.32
Eric Murdock	Providence	1987-91	4	63	197	3.13
Marcus Hatten	St. John's	2001-03	2	32	94	2.94
Michael Adams	Boston College	1981-85	4	58	148	2.55
Kevin Braswell	Georgetown	1998-02	4	66	165	2.50
Jerry McCullough	Pittsburgh	1991-96	4	70	174	2.48
Jason Hart	Syracuse	1996-00	4	70	168	2.40
Kellii Taylor	Pittsburgh	1996-00	4	47	112	2.38
Shamorie Ponds	St. John's	2016-19	3	50	121	2.42
Brandin Knight	Pittsburgh	1999-03	4	64	149	2.33
Troy Bell	Boston College	1999-03	4	62	144	2.32
Scott Burrell	Connecticut	1989-93	4	61	138	2.26
Kerry Kittles	Villanova	1992-96	4	69	156	2.26
Dwayne Washington	Syracuse	1983-86	3	48	108	2.25
Eddie Moss	Syracuse	1979-81	2	20	45	2.25
Dan Callandrillo	Seton Hall	1979-82	3	34	76	2.24
Paul Gause	Seton Hall	2005-09	4	54	121	2.24
Fuquan Edwin	Seton Hall	2010-14	4	70	153	2.19
Damian Owens	West Virginia	1995-98	3	54	117	2.17
Jerel McNeal	Marquette	2005-09	4	66	141	2.14
Kris Dunn	Providence	2012-16	3	54	115	2.13
Billy Owens	Syracuse	1988-91	3	48	102	2.13
Marvis 'Bootsy'						
Thornton	St. John's	1998-00	2	34	71	2.09
God Shammgod	Providence	1995-97	2	35	73	2.09
Joe Crowder	Marquette	2010-12	2	36	75	2.08

## One-year Players

Nadav Henefeld	Connecticut	1989-90	1	16	59	3.69
Bernard Rencher	St. John's	1979-80	1	6	18	3.00
Jerome Scott	Miami	1991-92	1	18	43	2.38
John Duren	Georgetown	1979-80	1	6	14	2.33
Louis Orr	Syracuse	1979-80	1	6	13	2.16
Reggie Carter	St. John's	1979-80	1	6	13	2.16

## BLOCKED SHOTS

NAME	SCHOOL	CAREER	YRS.	GP	AVG.	BLKS
Patrick Ewing	Georgetown	1981-85	4	62	3.98	247
Hasheem Thabeet	Connecticut	2006-09	3	52	4.67	243
Etan Thomas	Syracuse	1996-00	4	64	3.63	232
Alonzo Mourning	Georgetown	1988-92	4	62	3.61	224
Jason Lawson	Villanova	1993-97	4	71	3.04	216
Emeka Okafor	Connecticut	2001-04	3	48	4.30	207
Dikembe Mutombo	Georgetown	1988-91	3	48	3.83	184
Constantin Popa	Miami	1991-95	4	72	2.22	160
Charles Smith	Pittsburgh	1984-88	4	64	2.47	158
Hamady Ndiaye	Rutgers	2006-10	4	70	2.24	157
Marcus Douthit	Providence	2000-04	4	63	2.39	151
Rony Seikaly	Syracuse	1984-88	4	64	2.36	151
Derrick Coleman	Syracuse	1986-90	4	64	2.28	146
Chris Obekpa	St. John's	2012-15	3	51	2.82	144
Tim James	Miami	1995-99	4	72	2.00	144
Ruben Boumtje						
Boumtje	Georgetown	1997-01	4	52	2.75	143
Donyell Marshall	Connecticut	1991-94	3	54	2.61	141
Rick Jackson	Syracuse	2007-11	4	71	1.93	139
Gorgui Dieng	Louisville	2010-13	3	49	2.71	133
Conrad McRae	Syracuse	1989-93	4	60	2.22	133
Ed Pinckney	Villanova	1981-85	4	61	2.11	129
Herve Lamizana	Rutgers	2000-04	4	48	2.56	123
Jeremy McNeil	Syracuse	2000-04	4	60	2.01	121
John Wallace	Syracuse	1992-96	4	72	1.67	120
Eric Mobley	Pittsburgh	1991-94	3	53	2.25	119
Othella Harrington	Georgetown	1992-96	4	72	1.64	118

## BLOCKED SHOTS AVERAGE

NAME	SCHOOL	CAREER	YRS.	GP	BLK	AVG.
Hasheem Thabeet	Connecticut	2006-09	3	52	243	4.67
Emeka Okafor	Connecticut	2001-04	3	48	207	4.30
Patrick Ewing	Georgetown	1981-85	4	62	247	3.98
Dikembe Mutombo	Georgetown	1988-91	3	48	184	3.83
Etan Thomas	Syracuse	1996-00	4	64	232	3.63
Alonzo Mourning	Georgetown	1988-92	4	62	224	3.61
Jason Lawson	Villanova	1993-97	4	71	216	3.04
Darryl Watkins	Syracuse	2003-07	4	47	117	2.89
Chris Obekpa	St. John's	2012-15	3	51	144	2.82
Ruben Boumtje						
Boumtje	Georgetown	1997-01	4	52	143	2.75
D'or Fischer	West Virginia	2003-05	2	31	84	2.71
Samuel Dalembert	Seton Hall	1999-01	2	32	86	2.69
Donyell Marshall	Connecticut	1991-94	3	54	141	2.61
Herve Lamizana	Rutgers	2000-04	4	48	123	2.56
Ryan Humphrey	Notre Dame	2000-02	2	31	77	2.48
Charles Smith	Pittsburgh	1984-88	4	64	158	2.47
Marcus Douthit	Providence	2000-04	4	63	151	2.39
Rony Seikaly	Syracuse	1984-88	4	64	151	2.36
Carson Desrosiers	Providence	2013-15	2	33	76	2.30
Derrick Coleman	Syracuse	1986-90	4	64	146	2.28
Eric Mobley	Pittsburgh	1991-94	3	53	119	2.25
Hamady Ndiaye	Rutgers	2006-10	4	70	157	2.24
Constantin Popa	Miami	1991-95	4	72	160	2.22
Conrad McRae	Syracuse	1989-93	4	60	133	2.22
Ed Pinckney	Villanova	1981-85	4	61	129	2.11
Josh Boone	Connecticut	2003-06	3	47	98	2.09

## One-year Players

Eddie Griffin	Seton Hall	2000-01	1	15	61	4.07
Eric Hicks	Cincinnati	2005-06	1	16	53	3.31
Solomon Jones	USF	2005-06	1	16	41	2.56
Andre Drummond	Connecticut	2011-12	1	18	46	2.56
Gregory Echenique	Rutgers	2008-09	1	18	44	2.44

## GAMES PLAYED

NAME	SCHOOL	CAREER	YRS.	GP
Eli Cain	DePaul	2015-19	4	72
Kelan Martin	Butler	2014-18	4	72
Kyron Cartwright	Providence	2014-18	4	72
Khadeen Carrington	Seton Hall	2014-18	4	72
Angel Delgado	Seton Hall	2014-18	4	72
J.P. Macura	Xavier	2014-18	4	72
Josh Hart	Villanova	2013-17	4	72
Kris Jenkins	Villanova	2013-17	4	72
Ryan Arcidiacono	Villanova	2012-16	4	72
LaDontae Henton	Providence	2011-15	4	72
JayVaughn Pinkston	Villanova	2011-15	4	72
Nate Lubick	Georgetown	2010-14	4	72
Brandon Young	DePaul	2010-14	4	72
Kadeem Batts	Providence	2010-14	4	72
Peyton Siva	Louisville	2010-13	4	72
Toarlyn Fitzpatrick	USF	2010-13	4	72
Brandon Triche	Syracuse	2010-13	4	72
Dane Miller	Rutgers	2010-13	4	72
Darryl Bryant	West Virginia	2008-12	4	72
Jason Clark	Georgetown	2008-12	4	72
Jordan Theodore	Seton Hall	2008-12	4	72
John Flowers	West Virginia	2007-11	4	72
Paris Horne	St. John's	2007-11	4	72
Justin Burrell	St. John's	2007-11	4	72
Corey Fisher	Villanova	2007-11	4	72
D.J. Kennedy	St. John's	2007-11	4	72
Rashad Bishop	Cincinnati	2007-11	4	72
Mike Coburn	Rutgers	2007-11	4	72
Gilbert Brown	Pittsburgh	2007-11	4	72
Rick Jackson	Syracuse	2007-11	4	72
Antonio Pena	Villanova	2007-11	4	72
Kevin Jones	West Virginia	2007-11	4	72

## GAMES STARTED

NAME	SCHOOL	CAREER	YRS.	GS
Eli Cain	DePaul	2015-19	4	72
Brandon Triche	Syracuse	2010-13	4	72
Angel Delgado	Seton Hall	2014-18	4	71
Ryan Arcidiacono	Villanova	2012-16	4	71
Brandon Young	DePaul	2010-14	4	71
D.J. Kennedy	St. John's	2007-11	4	70
Deonta Vaughn	Cincinnati	2006-10	4	69
Tory Jackson	Notre Dame	2006-10	4	69
Darryl Bryant	West Virginia	2008-12	4	69

## MINUTES PLAYED

NAME	SCHOOL	CAREER	YRS.	GP	MP
LaDontae Henton	Providence	2011-15	4	72	2660
Tory Jackson	Notre Dame	2006-10	4	69	2510
Vincent Council	Providence	2010-13	4	71	2498
Chris Thomas	Notre Dame	2001-05	4	64	2487
D'Vauntes					
Smith-Rivera	Georgetown	2012-16	4	71	2452
D'Angelo Harrison	St. John's	2011-15	4	69	2447
Deonta Vaughn	Cincinnati	2006-10	4	69	2401
Eli Cain	DePaul	2015-19	4	72	2395
Bryce Cotton	Providence	2010-14	4	71	2385
Ryan Arcidiacono	Villanova	2012-16	4	72	2364
Gerry McNamara	Syracuse	2002-06	4	64	2336
Chris Howard	USF	2006-10	4	68	2335
Angel Delgado	Seton Hall	2014-18	4	72	2333
Jeremy Hazell	Seton Hall	2007-11	4	68	2330
Khadeen Carrington	Seton Hall	2014-18	4	72	2303
Brandon Young	DePaul	2010-14	4	72	2317
Kevin Jones	West Virginia	2007-11	4	72	2315
Andre Barrett	Seton Hall	2000-04	4	64	2297
Geoff McDermott	Providence	2005-09	4	68	2295

# Annual Leaders

## TEAM SCORING

	GP	FG	3FG	FT	PTS.	AVG.	
2018-19	Georgetown	18	486	161	296	1429	79.4
2017-18	Villanova	18	572	196	228	1584	88.0
2016-17	Marquette	18	506	196	243	1451	80.6
2015-16	Xavier	18	491	136	335	1453	80.7
2014-15	Villanova	18	441	180	318	1380	76.7
2013-14	Creighton	18	490	173	249	1402	77.9
2012-13	Louisville	18	444	88	287	1263	70.2
2001-12	Marquette	18	464	1018	304	1339	74.4
2010-11	Marquette	18	445	103	324	1317	73.2
2009-10	Villanova	18	498	127	346	1469	81.6
2008-09	Villanova	18	489	120	333	1431	79.5
2007-08	Notre Dame	18	503	147	295	1448	80.4
2006-07	Notre Dame	16	406	132	259	1203	75.2
2005-06	Notre Dame	16	426	172	235	1259	78.7
2004-05	Connecticut	16	427	79	300	1233	77.1
2003-04	Connecticut	16	455	98	186	1194	74.6
2002-03	Boston College	16	456	112	272	1296	81.0
2001-02	Georgetown	16	420	92	330	1268	79.2
2000-01	Boston College	16	421	115	290	1247	77.9
1999-00	Syracuse	16	419	92	276	1206	75.4
1998-99	St. John's	18	520	114	258	1412	78.4
1997-98	West Virginia	18	534	99	268	1385	76.9
1996-97	West Virginia	18	522	86	268	1398	77.7
1995-96	Connecticut	18	515	131	274	1435	79.7
1994-95	Connecticut	18	542	129	276	1489	82.7
1993-94	Connecticut	18	510	108	325	1453	80.7
1992-93	Seton Hall	18	440	95	408	1383	76.8
1991-92	Connecticut	18	465	119	346	1395	77.5
1990-91	Pittsburgh	16	409	101	388	1307	81.7
1989-90	Providence	16	452	95	338	1337	83.6
1988-89	Syracuse	16	499	53	253	1304	81.5
1987-88	Syracuse	16	480	60	242	1262	78.9
1986-87	Providence	16	450	129	298	1327	82.9
1985-86	Georgetown	16	476	—	304	1256	78.5
1984-85	St. John's	16	448	—	326	1222	76.4
1983-84	Syracuse	16	504	—	248	1255	78.4
1982-83	Syracuse	16	518	—	289	1325	82.8
1981-82	Syracuse	14	401	—	265	1067	76.2
1980-81	Syracuse	14	383	—	231	997	71.2
1979-80	Syracuse	6	195	—	104	494	82.3

## TEAM SCORING MARGIN

	GP	PTS.	AVG.	PTS.	AVG.	MARGIN	
2018-19	Villanova	18	1337	74.3	1222	67.9	6.4
2017-18	Villanova	18	1584	88.0	1374	76.3	11.7
2016-17	Villanova	18	1373	76.3	1162	64.6	11.7
2015-16	Villanova	18	1453	80.7	1186	65.9	11.7
2014-15	Villanova	18	1380	76.7	1150	63.9	12.8
2013-14	Villanova	18	1390	77.2	1211	67.3	9.9
2012-13	Louisville	18	1263	70.2	1055	58.6	11.6
2011-12	Syracuse	18	1286	71.4	1100	61.1	10.3
2010-11	Pittsburgh	18	1247	69.3	1081	60.1	9.2
2009-10	Syracuse	18	1389	77.2	1243	69.1	8.1
2008-09	Pittsburgh	18	1408	78.2	1218	67.7	10.6
2007-08	Louisville	18	1282	71.2	1105	61.4	9.8
2006-07	Georgetown	16	1080	67.5	924	57.8	9.7
2005-06	Connecticut	16	1235	77.2	1079	67.4	9.8
2004-05	Connecticut	16	1233	77.1	1090	68.1	8.9
2003-04	Connecticut	16	1194	74.6	1036	64.8	9.9
2002-03	Pittsburgh	16	1156	72.2	985	61.6	10.7
2001-02	Pittsburgh	16	1169	73.1	1039	64.9	8.1
2000-01	Boston College	16	1247	77.9	1090	68.1	9.8
1999-00	Syracuse	16	1206	75.4	1037	64.8	10.6
1998-99	Connecticut	18	1329	74.9	1137	63.2	11.8
1997-98	Connecticut	18	1374	76.3	1175	65.3	11.1
1996-97	Villanova	18	1335	74.2	1236	68.7	5.5
1995-96	Connecticut	18	1435	79.7	1204	66.9	12.8
1994-95	Connecticut	18	1489	82.7	1303	72.4	10.3
1993-94	Connecticut	18	1453	80.7	1280	71.1	9.6
1992-93	Seton Hall	18	1383	76.8	1251	69.5	7.3
1991-92	St. John's	18	1269	70.5	1175	65.3	5.2
1990-91	Syracuse	16	1279	79.9	1200	75.0	4.9

## TEAM SCORING MARGIN (CONTINUED)

	GP	PTS.	AVG.	PTS.	AVG.	MARGIN	
1989-90	Georgetown	16	1257	78.6	1113	69.6	9.0
1988-89	Syracuse	16	1304	81.5	1175	73.4	8.1
1987-88	Syracuse	16	1262	78.9	1130	70.6	8.3
1986-87	Georgetown	16	1183	73.9	1069	66.8	7.1
1985-86	Georgetown	16	1256	78.5	1107	69.2	9.3
1984-85	Georgetown	16	1189	74.3	966	60.4	13.9
1983-84	Georgetown	16	1212	75.8	1004	62.8	13.0
1982-83	St. John's	16	1234	77.1	1093	68.3	8.8
1981-82	Georgetown	14	990	70.7	831	59.4	11.3
1980-81	Boston College	14	972	69.4	906	64.7	4.7
1979-80	Syracuse	6	494	82.3	434	72.3	10.0

## TEAM REBOUNDING

	GP	REB	AVG.	
2018-19	Georgetown	18	700	38.9
2017-18	DePaul	18	691	38.4
2016-17	Seton Hall	18	697	38.7
2015-16	Seton Hall	18	724	40.2
2014-15	Butler	18	655	36.4
2013-14	Providence	18	651	36.2
2012-13	Providence	18	671	37.3
2001-12	Villanova	18	704	39.1
2010-11	Pittsburgh	18	673	37.4
2009-10	West Virginia	18	697	38.7
2008-09	Connecticut	18	748	41.6
2007-08	Notre Dame	18	747	41.5
2006-07	Connecticut	16	650	40.6
2005-06	Connecticut	16	713	44.6
2004-05	Connecticut	16	685	42.6
2003-04	Connecticut	16	697	43.6
2002-03	Connecticut	16	667	41.7
2001-02	Notre Dame	16	662	41.4
2000-01	Georgetown	16	671	41.9
1999-00	Georgetown	16	672	42.0
1998-99	Georgetown	18	772	42.9
1997-98	Connecticut	18	740	41.1
1996-97	Georgetown	18	810	45.0
1995-96	Georgetown	18	740	41.1
1994-95	Connecticut	18	717	39.8
1993-94	Syracuse	18	706	39.2
1992-93	Providence	18	716	39.8
1991-92	Providence	18	729	40.5
1990-91	Providence	16	643	40.2
1989-90	Georgetown	16	665	41.6
1988-89	Seton Hall	16	614	38.4
1987-88	Syracuse	16	625	39.1
1986-87	Georgetown	16	638	39.9
1985-86	Georgetown	16	620	38.8
1984-85	Georgetown	16	599	37.4
1983-84	Georgetown	16	591	36.9
1982-83	Syracuse	16	629	39.7
1981-82	Georgetown	14	498	35.6
1980-81	St. John's	14	456	32.6
1979-80	Syracuse	6	241	40.2

## TEAM REBOUNDING MARGIN

	GP	REB.	AVG.	OPP. REB.	OPP. AVG.	MARGIN	
2018-19	Xavier	18	641	35.6	563	31.3	4.3
2017-18	Xavier	18	669	37.2	567	31.5	5.7
2016-17	Xavier	18	670	37.2	38.7	30.3	6.9
2015-16	Xavier	18	706	39.2	636	35.3	3.9
2014-15	Butler	18	655	36.4	524	29.1	7.3
2013-14	Xavier	18	618	34.3	554	30.8	3.6
2012-13	Marquette	18	620	34.3	547	30.4	4.1
2011-12	West Virginia	18	673	37.4	569	31.6	5.8
2010-11	Pittsburgh	18	673	37.4	544	30.2	7.2
2009-10	West Virginia	18	697	38.7	607	33.7	5.0
2008-09	Pittsburgh	18	713	39.6	525	29.2	10.4
2007-08	Syracuse	18	702	39.0	617	34.3	4.7
2006-07	Pittsburgh	16	553	34.6	471	29.4	5.1
2005-06	Connecticut	16	713	44.6	556	34.8	9.8
2004-05	Connecticut	16	685	42.8	558	34.9	7.9



# Annual Leaders

## TEAM REBOUNDED MARGIN (CONTINUED)

		GP	REB.	AVG.	OPP. REB.	OPP. AVG.	MARGIN
2003-04	Connecticut	16	697	43.6	582	36.4	7.2
2002-03	Connecticut	16	667	41.7	580	36.2	5.4
2001-02	Connecticut	16	660	41.2	578	36.1	5.1
2000-01	Georgetown	16	671	41.9	571	35.7	6.2
1999-00	Georgetown	16	672	42.0	614	38.4	3.6
1998-99	Connecticut	18	721	40.1	624	34.7	5.4
1997-98	Connecticut	18	740	41.1	639	35.5	5.6
1996-97	St. John's	18	766	42.6	617	34.3	8.3
1995-96	Connecticut	18	724	40.2	606	33.7	6.5
1994-95	Connecticut	18	717	39.8	624	34.7	5.1
1993-94	Providence	18	705	39.2	605	33.6	5.6
1992-93	Providence	18	716	39.8	594	33.0	6.8
1991-92	Providence	18	729	40.5	612	34.0	6.5
1990-91	Georgetown	16	611	38.2	533	33.3	4.9
1989-90	Georgetown	16	665	41.6	558	34.9	6.7
1988-89	Seton Hall	16	614	38.4	541	33.8	4.6
1987-88	Syracuse	16	625	39.1	525	32.8	6.3
1986-87	Pittsburgh	16	635	39.7	517	32.3	7.4
1985-86	Georgetown	16	620	38.8	533	33.3	5.5
1984-85	Georgetown	16	599	37.4	522	32.6	4.8
1983-84	Georgetown	16	591	36.9	509	31.8	5.1
1982-83	Syracuse	16	629	39.7	572	35.8	3.9
1981-82	Georgetown	14	498	35.6	438	31.3	4.3

## TEAM FIELD GOAL PERCENTAGE

		GP	FGM	FGA	PCT.
2018-19	DePaul	18	484	1039	.466
2017-18	Villanova	18	572	1119	.511
2016-17	Creighton	18	533	1078	.494
2015-16	Villanova	18	472	1001	.472
2014-15	Villanova	18	441	952	.463
2013-14	Creighton	18	490	982	.499
2012-13	Marquette	18	424	923	.459
2011-12	Marquette	18	464	1018	.456
2010-11	Syracuse	18	468	994	.471
2009-10	Georgetown	18	466	946	.493
2008-09	Syracuse	18	532	1088	.489
2007-08	Louisville	18	460	993	.463
2006-07	Georgetown	16	383	758	.505
2005-06	Connecticut	16	445	959	.464
2004-05	Syracuse	16	435	913	.476
2003-04	Pittsburgh	16	402	857	.469
2002-03	Pittsburgh	16	406	816	.498
2001-02	Connecticut	16	438	917	.478
2000-01	Villanova	16	401	849	.472
1999-00	Syracuse	16	419	891	.470
1998-99	Miami	18	475	966	.492
1997-98	Connecticut	18	493	1082	.456
1996-97	West Virginia	18	522	1131	.462
1995-96	Connecticut	18	515	1075	.479
1994-95	Syracuse	18	540	1085	.498
1993-94	Connecticut	18	510	1070	.477
1992-93	St. John's	18	479	1014	.472
1991-92	Pittsburgh	18	455	1004	.453
1990-91	Seton Hall	16	395	839	.471
1989-90	Providence	16	452	962	.470
1988-89	Syracuse	16	499	972	.513
1987-88	St. John's	16	418	829	.504
1986-87	Syracuse	16	472	935	.505
1985-86	St. John's	16	477	913	.522
1984-85	St. John's	16	448	855	.524
1983-84	Syracuse	16	504	934	.540
1982-83	Syracuse	16	518	1002	.517
1981-82	Villanova	14	357	679	.526
1980-81	Connecticut	14	360	689	.522
1979-80	Connecticut	6	181	331	.547

## TEAM THREE-POINT FIELD GOAL PCT.

		GP	3FGM	3FGA	PCT.
2018-19	Marquette	18	168	422	.417
2017-18	Marquette	18	196	459	.427
2016-17	Marquette	18	196	437	.449

## TEAM THREE-POINT FIELD GOAL PCT. (CONTINUED)

		GP	3FGM	3FGA	PCT.
2015-16	Butler	18	125	318	.393
2014-15	Villanova	18	180	450	.400
2013-14	Creighton	18	173	424	.408
2012-13	Georgetown	18	113	299	.378
2011-12	Seton Hall	18	133	363	.366
2010-11	Notre Dame	18	143	354	.404
2009-10	Georgetown	18	118	295	.400
2008-09	Notre Dame	18	152	391	.389
2007-08	Notre Dame	18	147	361	.407
2006-07	Notre Dame	16	132	348	.379
2005-06	Marquette	16	144	347	.415
2004-05	Notre Dame	16	155	385	.403
2003-04	Connecticut	16	98	251	.390
2002-03	Connecticut	16	90	233	.386
2001-02	Georgetown	16	98	272	.360
2000-01	Rutgers	16	98	245	.400
	Providence	16	132	330	.400
1999-00	Connecticut	16	89	224	.397
1998-99	Villanova	18	152	392	.388
1997-98	Rutgers	18	124	338	.367
1996-97	Boston College	18	112	298	.376
1995-96	Connecticut	18	131	333	.393
1994-95	Villanova	18	142	345	.412
1993-94	Boston College	18	126	307	.410
1992-93	Boston College	18	101	239	.423
1991-92	Boston College	18	120	290	.414
1990-91	Pittsburgh	16	101	235	.430
1989-90	Georgetown	16	76	190	.400
1988-89	Pittsburgh	16	92	217	.424
1987-88	Boston College	16	87	185	.470
1986-87	Providence	16	129	315	.410

## TEAM FREE THROW PERCENTAGE

		GP	FTM	FTA	PCT.
2018-19	Marquette	18	263	342	.769
2017-18	Marquette	18	228	284	.803
2016-17	Villanova	18	270	338	.799
2015-16	Villanova	18	306	381	.803
2014-15	Xavier	18	292	390	.749
2013-14	Providence	18	337	441	.764
2012-13	Connecticut	18	271	364	.745
2011-12	Villanova	18	315	419	.752
2010-11	USF	18	248	334	.743
2009-10	Marquette	18	256	337	.760
2008-09	West Virginia	18	231	311	.743
2007-08	Connecticut	18	344	457	.753
2006-07	Villanova	16	263	342	.769
2005-06	Villanova	16	262	343	.764
2004-05	West Virginia	16	215	274	.785
2003-04	Villanova	16	231	301	.767
2002-03	Providence	16	274	347	.790
2001-02	Miami	16	275	336	.818
2000-01	Providence	16	281	379	.741
1999-00	Miami	16	236	314	.752
1998-99	Villanova	18	275	370	.743
1997-98	Syracuse	18	326	458	.712
1996-97	Boston College	18	294	414	.710
1995-96	Connecticut	18	274	365	.751
1994-95	Connecticut	18	276	361	.765
1993-94	Connecticut	18	325	445	.730
1992-93	Seton Hall	18	408	535	.763
1991-92	Villanova	18	408	532	.767
1990-91	Seton Hall	16	307	405	.758
1989-90	Seton Hall	16	268	360	.744
1988-89	Seton Hall	16	365	477	.776
1987-88	Boston College	16	229	303	.756
1986-87	Providence	16	298	376	.793
1985-86	St. John's	16	276	366	.754
1984-85	Connecticut	16	220	288	.764
1983-84	Boston College	16	313	413	.758
1982-83	St. John's	16	368	465	.791
1981-82	St. John's	14	293	379	.773
1980-81	Connecticut	14	234	294	.796
1979-80	Boston College	6	116	159	.730

## TEAM ASSISTS

	GP	AST.	AVG.
2018-19	Georgetown	18	302 16.8
2017-18	Villanova	18	303 16.8
2016-17	Creighton	18	303 16.8
2015-16	Xavier	18	301 16.7
2014-15	Xavier	18	290 16.1
2013-14	Creighton	18	312 17.3
2012-13	Notre Dame	18	288 16.0
2011-12	Marquette	18	302 16.8
2010-11	Louisville	18	301 16.70
2009-10	Syracuse	18	310 17.22
2008-09	Pittsburgh	18	325 18.06
2007-08	Notre Dame	18	330 18.33
2006-07	Pittsburgh	16	263 16.44
2005-06	West Virginia	16	282 17.63
2004-05	Connecticut	16	282 17.62
2003-04	Boston College	16	278 17.38
2002-03	Boston College	16	278 17.38
2001-02	Notre Dame	16	300 18.75
2000-01	Georgetown	16	265 16.56
1999-00	Syracuse	16	274 17.12
1998-99	St. John's	18	302 16.78
1997-98	Villanova	18	296 16.4
1996-97	Providence	18	305 16.9
1995-96	Syracuse	18	340 18.9
1994-95	Connecticut	18	338 18.8
1993-94	Connecticut	18	311 17.3
1992-93	St. John's	18	289 16.1
1991-92	St. John's	18	265 14.7
1990-91	Pittsburgh	16	254 15.9
1989-90	Providence	16	277 17.3
1988-89	Syracuse	16	285 17.8
1987-88	Syracuse	16	309 19.3
1986-87	Syracuse	16	278 17.4
1985-86	Syracuse	16	325 20.3
1984-85	St. John's	16	282 17.6
1983-84	Syracuse	16	312 19.5
1982-83	Syracuse	16	304 19.0
1981-82	Villanova	14	199 14.2
1980-81	Connecticut	14	212 15.1
1979-80	Syracuse	6	110 18.3

## TEAM STEALS

	GP	STLS.	AVG.
2018-19	St. John's	18	153 8.5
2017-18	St. John's	18	153 8.5
2016-17	Villanova	18	136 7.6
2015-16	Marquette	18	135 7.5
2014-15	Georgetown	18	130 7.2
2013-14	St. John's	18	126 7.0
2012-13	Louisville	18	181 10.1
2011-12	Louisville	18	162 9.0
2010-11	Louisville	18	157 8.7
2009-10	Providence	18	144 8.00
2008-09	Louisville	18	155 8.61
2007-08	Marquette	18	164 9.11
2006-07	Seton Hall	16	142 8.88
2005-06	Syracuse	16	131 8.19
2004-05	Villanova	16	141 8.81
2003-04	Virginia Tech	16	161 10.06
2002-03	St. John's	16	150 9.38
2001-02	Syracuse	16	179 11.19
2000-01	Boston College	16	168 10.50
1999-00	St. John's	16	182 11.38
1998-99	Providence	18	192 10.67
1997-98	West Virginia	18	194 10.8
1996-97	West Virginia	18	184 10.2
1995-96	Georgetown	18	201 11.2
1994-95	Georgetown	18	188 10.4
1993-94	St. John's	18	159 8.8
1992-93	St. John's	18	161 8.9
1991-92	St. John's	18	160 8.9
1990-91	Syracuse	16	160 10.0
1989-90	Connecticut	16	198 12.4

## TEAM STEALS (CONTINUED)

1988-89	Providence	16	152 9.5
1987-88	Providence	16	155 9.7
1986-87	Providence	16	134 8.4
1985-86	Providence	16	167 10.4
1984-85	Georgetown	16	128 8.0
1983-84	Georgetown	16	161 10.1
1982-83	Georgetown	16	151 9.4
1981-82	Georgetown	14	135 9.6
1980-81	Georgetown	14	121 8.6
1979-80	St. John's	6	65 10.8

## TEAM BLOCKED SHOTS

	GP	BLKS	AVG.
2018-19	Marquette	18	73 4.05
2017-18	St. John's	18	83 4.61
2016-17	St. John's	18	96 5.33
2015-16	St. John's	18	92 5.11
2014-15	St. John's	18	117 6.50
2013-14	St. John's	18	112 6.22
2012-13	St. John's	18	114 6.33
2011-12	Syracuse	18	134 7.44
2010-11	Syracuse	18	123 6.83
2009-10	Connecticut	18	120 6.67
2008-09	Connecticut	18	147 8.17
2007-08	Connecticut	18	165 9.17
2006-07	Connecticut	16	123 7.69
2005-06	Connecticut	16	159 9.94
2004-05	Connecticut	16	128 8.00
2003-04	Connecticut	16	135 8.44
2002-03	Connecticut	16	125 7.81
2001-02	Rutgers	16	119 7.44
2000-01	Seton Hall	16	104 6.50
1999-00	Georgetown	16	111 6.94
1998-99	Syracuse	18	122 6.78
1997-98	Pittsburgh	18	98 5.4
1996-97	Villanova	18	123 6.8
1995-96	Connecticut	18	106 5.9
1994-95	Villanova	18	96 5.3
1993-94	Villanova	18	101 5.6
1992-93	Syracuse	18	113 6.3
1991-92	Georgetown	18	112 6.2
1990-91	Georgetown	16	115 7.2
1989-90	Georgetown	16	123 7.7
1988-89	Georgetown	16	137 8.6
1987-88	Syracuse	16	77 4.8
1986-87	Syracuse	16	84 5.3
1985-86	Syracuse	16	91 5.7
1984-85	Georgetown	16	101 6.3
1983-84	Georgetown	16	86 5.4
1982-83	Georgetown	16	78 4.9
1981-82	Georgetown	14	69 4.9
1980-81	Syracuse	14	58 4.1
1979-80	Syracuse	6	31 5.2

## TEAM FIELD GOAL PERCENTAGE DEFENSE

	GP	OPP FG%
2018-19	Marquette	18 .417
2017-18	St. John's	18 .446
2016-17	Villanova	18 .415
2015-16	Seton Hall	18 .401
2014-15	Georgetown	18 .401
2013-14	St. John's	18 .419
2012-13	Georgetown	18 .378
2011-12	USF	18 .382
2010-11	Pittsburgh	18 .387
2009-10	Connecticut	18 .404
2008-09	Connecticut	18 .376
2007-08	Georgetown	18 .372
2006-07	Georgetown	16 .391
2005-06	Connecticut	16 .372
2004-05	Connecticut	16 .380
2003-04	Connecticut	16 .372
2002-03	Connecticut	16 .378

## TEAM FIELD GOAL

### PERCENTAGE DEFENSE (CONTINUED)

	GP	OPP FG%
2001-02	Connecticut	16 .367
2000-01	Notre Dame	16 .397
1999-00	Miami	16 .377
1998-99	Miami	18 .390
1997-98	Connecticut	18 .387
1996-97	Connecticut	18 .382
1995-96	Connecticut	18 .405
1994-95	Syracuse	18 .415
1993-94	Connecticut	18 .403
1992-93	Georgetown	18 .421
1991-92	Villanova	18 .396
1990-91	Georgetown	16 .360
1989-90	Georgetown	16 .393
1988-89	Georgetown	16 .394
1987-88	Connecticut	16 .453
1986-87	Syracuse	16 .410
1985-86	Syracuse	16 .432
1984-85	Georgetown	16 .418
1983-84	Georgetown	16 .414
1982-83	Villanova	16 .433
1981-82	Georgetown	14 .434
1980-81	Syracuse	14 .470
1979-80	Syracuse	6 .447

## TEAM SCORING DEFENSE

	GP	OPP PPG
2018-19	Villanova	18 67.9
2017-18	Providence	18 74.6
2016-17	Villanova	18 64.6
2015-16	Villanova	18 65.9
2014-15	Villanova	18 63.9
2013-14	Villanova	18 67.3
2012-13	Georgetown	18 56.9
2011-12	USF	18 56.9
2010-11	Pittsburgh	18 60.1
2009-10	Marquette	18 65.6
2008-09	Connecticut	18 62.1
2007-08	Georgetown	18 58.7
2006-07	Georgetown	16 57.8
2005-06	Georgetown	16 60.3
2004-05	Boston College	16 63.2
2003-04	Pittsburgh	16 59.1
2002-03	Pittsburgh	16 61.6
2001-02	Pittsburgh	16 64.9
2000-01	Connecticut	16 67.4
1999-00	Miami	16 58.2
1998-99	Connecticut	18 63.2
1997-98	Connecticut	18 65.3
1996-97	Connecticut	18 62.3
1995-96	Connecticut	18 66.9
1994-95	Villanova	18 69.5
1993-94	Georgetown	18 63.4
1992-93	Georgetown	18 64.4
1991-92	Georgetown	18 64.6
1990-91	Georgetown	16 63.3
1989-90	Georgetown	16 69.6
1988-89	Georgetown	16 66.3
1987-88	Georgetown	16 65.3
1986-87	St. John's	16 65.5
1985-86	Syracuse	16 66.3
1984-85	Georgetown	16 60.4
1983-84	Georgetown	16 62.8
1982-83	Georgetown	16 67.7
1981-82	Georgetown	14 59.4
1980-81	Georgetown	14 60.4
1979-80	Georgetown	6 65.7

# Individual Annual Leaders

## INDIVIDUAL SCORING

	GP	FG	3FG	FT	PTS.	AVG.	
2018-19	Markus Howard, MU	18	136	63	113	448	24.9
2017-18	Kelan Martin, BU	18	144	58	78	424	23.6
2016-17	Josh Hart, VU	18	119	37	52	327	18.2
2015-16	Ben Bentil, PC	18	128	30	127	413	22.9
2014-15	LaDontae Henton, PC	18	116	36	94	362	20.1
2013-14	Doug McDermott, CU	18	180	50	88	498	27.7
2012-13	Bryce Cotton, PC	18	101	56	72	330	18.3
2011-12	Kevin Jones, WVU	18	129	20	64	342	19.0
2010-11	Marshon Brooks, PC	18	162	37	107	468	26.0
2009-10	Dominique Jones, USF	18	125	27	140	417	23.2
2008-09	Luke Harangody, ND	18	176	8	94	454	25.2
2007-08	Luke Harangody, ND	18	155	3	106	419	23.3
2006-07	Herbert Hill, PC	16	135	0	49	319	19.9
2005-06	Quincy Douby, RU	16	148	60	76	432	27.0
2004-05	Ryan Gomes, PC	16	136	28	71	371	23.2
2003-04	Bryant Matthews, VT	16	120	23	81	344	21.5
2002-03	Troy Bell, BC	16	124	62	134	444	27.8
2001-02	Marcus Hatten, SJU	16	115	27	100	357	22.3
2000-01	Troy Murphy, ND	16	124	14	102	364	22.8
1999-00	Troy Murphy, ND	16	114	11	108	347	21.7
1998-99	Richard Hamilton, UConn	17	123	38	92	376	22.1
1997-98	Pat Garrity, ND	18	144	25	120	433	24.1
1996-97	Victor Page, GU	18	142	49	85	418	23.2
1995-96	Allen Iverson, GU	18	147	46	117	457	25.4
1994-95	Kerry Kittles, VU	18	154	50	59	417	23.2
1993-94	Donyell Marshall, UConn	18	159	26	118	462	25.7
1992-93	Terry Dehere, SHU	18	118	49	114	399	22.2
1991-92	Chris Smith, UConn	18	129	49	91	398	22.1
1990-91	Eric Murdock, PC	16	135	36	129	435	27.2
1989-90	Mark Tillmon, GU	16	116	35	78	345	21.6
1988-89	Dana Barros, BC	16	116	54	85	371	23.2
1987-88	Dana Barros, BC	16	115	48	72	350	21.9
1986-87	Reggie Williams, GU	16	130	40	68	368	23.0
1985-86	Walter Berry, SJU	16	141	—	77	359	22.4
1984-85	Andre McCloud, SHU	16	124	—	80	328	20.5
1983-84	Chris Mullin, SJU	16	145	—	108	398	24.9
1982-83	Clyde Vaughan, Pitt	16	135	—	82	352	22.0
1981-82	Dan Callandrillo, SHU	14	142	—	100	384	27.4
1980-81	John Bagley, BC	14	103	—	99	305	21.8
1979-80	Louie Orr, SYR	6	46	—	31	123	20.5

## REBOUNDING

	GP	REB.	AVG.	
2018-19	Paul Reed, DePaul	18	162	9.0
2017-18	Angel Delgado, SHU	18	214	11.9
2016-17	Angel Delgado, SHU	18	253	14.1
2015-16	Henry Ellenson, MU	18	175	9.7
2014-15	Angel Delgado, SHU	18	192	10.7
2013-14	Kameron Woods, BU	18	141	8.3
2012-13	Gorgui Dieng, UL	18	195	10.8
2011-12	Kevin Jones, WVU	18	121	10.9
2010-11	Rick Jackson, SYR	18	178	9.9
2009-10	Herb Pope, SHU	18	199	11.1
2008-09	Luke Harangody, ND	18	159	12.8
2007-08	Luke Harangody, ND	18	203	11.3
2006-07	Kentrell Gransberry, USF	16	181	11.3
2005-06	Aaron Gray, PITT	16	169	10.6
2004-05	Charlie Villanueva, UConn	16	144	9.0
2003-04	Emeka Okafor, UConn	16	185	11.6
2002-03	Mike Sweetney, GU	16	182	11.4
2001-02	Ryan Humphrey, ND	16	181	11.3
2000-01	Michael Bradley, VU	16	173	10.8
1999-00	Troy Murphy, ND	16	165	10.3
1998-99	Troy Murphy, ND	15	154	10.3
1997-98	Issac Hawkins, PITT	18	174	9.7
1996-97	Ya Ya Dia, GU	18	198	11.0
1995-96	Danya Abrams, BC	18	182	10.1
1994-95	Jerome Williams, GU	18	179	9.9
1993-94	Michael Smith, PC	18	220	12.2
1992-93	Michael Smith, PC	18	211	11.7
1991-92	Michael Smith, PC	18	199	11.1
1990-91	Dikembe Mutombo, GU	16	196	12.3
1989-90	Derrick Coleman, SYR	16	191	11.9
1988-89	Derrick Coleman, SYR	16	184	11.5
1987-88	Jerome Lane, PITT	16	185	11.6
1986-87	Jerome Lane, PITT	16	224	14.0
1985-86	Harold Pressley, VU	16	174	10.9
1984-85	Patrick Ewing, GU	16	161	10.1
1983-84	Otis Thorpe, PC	16	172	10.9
1982-83	Patrick Ewing, GU	16	166	10.4
1981-82	Corny Thompson, UConn	14	128	9.1
1980-81	Dan Schayes, SYR	14	137	9.8
1979-80	Roosevelt Bouie, SYR	6	59	9.8



Markus Howard, Marquette



Paul Reed, DePaul

# Individual Annual Leaders

## FIELD GOAL PERCENTAGE

	GP	FGM	FGA	PCT.
2018-19	Zach Hankins, XU	18	83	128 .648
2017-18	Tyler Wideman, BU	18	59	90 .656
2016-17	Justin Patton, CU	18	108	163 .663
2015-16	Geoffrey Groselle, CU	18	61	93 .656
2014-15	Daniel Ochefu, VU	18	60	90 .667
2013-14	Doug McDermott, CU	18	180	333 .541
2012-13	Nate Lubick, GU	18	56	95 .589
2011-12	Jack Cooley, ND	18	101	163 .620
2010-11	Gary McGhee, Pitt	18	59	95 .621
2009-10	Arinze Onuaku, SYR	18	92	136 .676
2008-09	DeJuan Blair, Pitt	18	118	207 .570
2007-08	Arinze Onuaku, SYR	18	94	152 .618
2006-07	Roy Hibbert, GU	16	79	111 .712
2005-06	Aaron Gray, PITT	16	95	166 .572
2004-05	Josh Pace, SYR	16	80	132 .606
2003-04	Emeka Okafor, UConn	16	123	204 .603
2002-03	Emeka Okafor, UConn	16	106	181 .586
2001-02	Ryan Gomes, PC	16	83	157 .529
2000-01	Michael Bradley, VU	16	140	207 .676
1999-00	Etan Thomas, SYR	16	80	141 .567
1998-99	Troy Murphy, ND	15	100	199 .503
1997-98	Mario Bland, UM	18	90	145 .621
1996-97	Otis Hill, SYR	18	111	201 .552
1995-96	Otis Hill, SYR	18	93	163 .571
1994-95	John Wallace, SYR	18	116	195 .595
1993-94	Othella Harrington, GU	18	99	171 .579
1992-93	Shawnelle Scott, SJU	17	100	173 .578
1991-92	Alonzo Mourning, GU	18	108	196 .551
1990-91	Marques Bragg, PC	16	82	136 .603
1989-90	Michael Cooper, SHU	16	86	156 .551
1988-89	Stephen Thompson, SYR	16	112	184 .609
1987-88	Derrick Coleman, SYR	16	85	146 .582
1986-87	Derrick Coleman, SYR	16	80	132 .606
1985-86	Dwayne Washington, SYR	16	107	194 .552
1984-85	Patrick Ewing, GU	16	98	164 .598
1983-84	Patrick Ewing, GU	16	107	165 .648
1982-83	Otis Thorpe, PC	16	117	182 .643
1981-82	David Russell, SJU	14	81	147 .551
1980-81	Chuck Aleksinas, UConn	14	73	123 .593
1979-80	Roosevelt Bouie, SYR	6	38	56 .678

## THREE-POINT FIELD GOAL PERCENTAGE

(minimum 1.5 made per game)	GP	FGM	FGA	PCT.
2018-19	Joey Hauser, MU	18	28	82 .452
2017-18	Sam Hauser, MU	18	51	95 .537
2016-17	Markus Howard, MU	18	55	96 .573
2015-16	Kellen Dunham, BU	18	49	99 .495
2014-15	Phil Greene IV, SJU	18	44	96 .458
2013-14	Doug McDermott, CU	18	50	108 .463
2012-13	Eric Atkins, ND	18	31	69 .449
2011-12	Hollis, Thompson, GU	18	32	72 .444
2010-11	Ashton Gibbs, Pitt	15	49	101 .485
2009-10	Austin Freeman, GU	17	41	79 .519
2008-09	Sharaud Curry, PC	18	37	82 .451
2007-08	Kyle McAlarney, ND	18	62	134 .463
2006-07	Scottie Reynolds, VU	16	43	100 .430
2005-06	Ronald Ramon, PITT	16	32	63 .508
2004-05	Chris Quinn, ND	16	43	83 .518
2003-04	Allan Ray, VU	16	50	117 .427
2002-03	Brian Chase, VT	14	28	60 .467
2001-02	Brian Chase, VT	16	38	94 .404
2000-01	Lionel Armstead, WVU	14	32	69 .464
1999-00	Albert Mouring, UConn	16	43	85 .506
1998-99	Chuck Moore, SHU	18	35	73 .479
1997-98	Donnell Williams, SHU	16	36	79 .456
1996-97	Vonteego Cummings, PITT	18	28	63 .444
1995-96	Garrick Thomas, PITT	17	33	63 .524
1994-95	Kerry Kittles, VU	18	50	111 .450
1993-94	Howard Easley, BC	18	53	103 .515
1992-93	Jake Morton, UM	18	34	80 .425
1991-92	Arturas Karnishovas, SHU	17	26	50 .520
1990-91	Greg Woodard, VU	16	38	80 .475
1989-90	Mark Tillmon, GU	16	35	77 .455

## THREE-POINT FIELD GOAL PERCENTAGE (CONTINUED)

	GP	FGM	FGA	PCT.
1988-89	Jason Matthews, PITT	16	36	69 .522
1987-88	Jamie Benton, BC	16	25	50 .500
1986-87	Mark Jackson, SJU	16	38	77 .494
	Ernie Lewis, PC	16	55	114 .482

## FREE THROW PERCENTAGE

(minimum 2.5 made per game)	GP	FTM	FTA	PCT.
2018-19	Sam Hauser, MU	18	42	43 .977
2017-18	Andrew Rowsey, MU	18	77	83 .928
2016-17	Andrew Rowsey, MU	18	58	62 .935
2015-16	Federico Mussini, SJU	18	41	47 .872
2014-15	Myles Davis, XU	18	68	77 .883
2013-14	D'Angelo Harrison, SJU	18	92	102 .902
2012-13	LaDontae Henton, PC	18	52	59 .881
2011-12	Maalik Wayns, VU	15	66	72 .917
2010-11	Ashton Gibbs, Pitt	15	43	46 .935
2009-10	Sharaud Curry, PC	18	78	89 .876
2008-09	Sharaud Curry, PC	18	55	63 .873
2007-08	Craig Austrie, UConn	18	49	54 .907
2006-07	Jonathan Wallace, GU	16	47	53 .887
2005-06	Steve Novak, MU	16	50	52 .962
2004-05	Gerry McNamara, SYR	16	53	59 .898
2003-04	Gerry McNamara, SYR	16	53	57 .930
2002-03	Gerry McNamara, SYR	16	53	55 .964
2001-02	Gary Buchanan, VU	16	57	62 .919
2000-01	Gary Buchanan, VU	16	56	60 .933
1999-00	Khalid El-Amin, UConn	16	57	61 .934
1998-99	Rimas Kaukenas, SHU	18	55	64 .859
1997-98	Richard Hamilton, UConn	18	82	93 .882
1996-97	Austin Croshere, PC	18	84	90 .933
1995-96	Geoff Billet, RU	18	48	52 .923
1994-95	Donny Marshall, UConn	17	57	66 .864
1993-94	Howard Easley, BC	18	62	75 .827
1992-93	Bill Curley, BC	18	90	105 .857
1991-92	Sean Miller, Pitt	18	76	82 .927
1990-91	Sean Miller, Pitt	16	48	52 .923
1989-90	Jason Matthews, Pitt	16	80	88 .909
1988-89	Jason Matthews, Pitt	16	80	87 .920
1987-88	Tate George, UConn	16	45	50 .900
1986-87	Dana Barros, BC	16	51	56 .911
1985-86	Harold Jensen, VU	16	44	51 .863
1984-85	Earl Kelley, UConn	16	63	70 .900
1983-84	Chris Mullin, SJU	16	108	118 .915
1982-83	Chris Mullin, SJU	16	96	108 .889
1981-82	Dan Callandrillo, SHU	14	100	121 .826
1980-81	Dan Schayes, SYR	14	85	97 .876
1979-80	Vin Caraher, BC	6	16	17 .941

## ASSISTS

	GP	AST.	AVG.
2018-19	James Akinjo, GU	18	108 6.0
2017-18	Kyron Cartwright, PC	18	105 5.8
2016-17	Kyron Cartwright, PC	18	112 6.2
2015-16	Maurice Watson Jr., CU	18	121 6.7
2014-15	Kris Dunn, PC	18	139 7.7
2013-14	Bryce Cotton, PC	18	109 6.1
2012-13	Vincent Council, PC	18	130 7.2
2011-12	Vincent Council, PC	17	136 8.0
2010-11	Scoop Jardine, SYR	18	109 6.1
2009-10	Tory Jackson, ND	18	101 5.6
2008-09	Levance Fields, Pitt	18	147 8.2
2007-08	Tory Jackson, ND	18	107 5.9
2006-07	Tory Jackson, ND	16	96 6.0
2005-06	Marcus Williams, UConn	16	137 8.6
2004-05	Marcus Williams, UConn	16	134 8.4
2003-04	Taliek Brown, UConn	16	108 6.8
2002-03	Chris Thomas, ND	16	108 6.8
2001-02	Chris Thomas, ND	16	130 8.1
2000-01	Omar Cook, SJU	16	135 8.44
1999-00	Vernon Jennings, UM	16	111 6.9
1998-99	Vernon Jennings, UM	18	109 6.1
1997-98	Shaheen Holloway, SHU	18	119 6.6

# Individual Annual Leaders

## ASSISTS (CONTINUED)

	GP	AST.	AVG.	
1996-97	God Shammgod, PC	18	123	6.8
1995-96	Lazarus Sims, SYR	18	141	7.8
1994-95	Kevin Ollie, UConn	18	107	5.9
1993-94	Abdul Abdullah, PC	18	131	7.3
1992-93	David Cain, SJU	18	133	7.4
1991-92	Sean Miller, Pitt	18	126	7.0
1990-91	Jason Buchanan, SJU	16	95	5.9
1989-90	Darelle Porter, PITT	16	121	7.6
1988-89	Sherman Douglas, SYR	16	137	8.6
1987-88	Sherman Douglas, SYR	16	141	8.8
1986-87	Sherman Douglas, SYR	16	118	7.4
1985-86	Mark Jackson, SJU	16	150	9.4
1984-85	Dwayne Washington, SYR	16	91	5.7
1983-84	Dwayne Washington, SYR	16	110	6.9
1982-83	Ricky Tucker, PC	16	101	6.3
1981-82	Stewart Granger, VU	14	79	5.6
1980-81	Stewart Granger, VU	14	81	5.8
1979-80	Eddie Moss, SYR	6	39	6.5

## STEALS

	GP	STLS.	AVG.	
2018-19	Shamorie Ponds, SJU	17	44	2.6
2017-18	Justin Simon, SJU	18	46	2.6
2016-17	Shamorie Ponds, SJU	18	42	2.3
2015-16	Kris Dunn, PC	18	44	2.4
2014-15	Kris Dunn, PC	18	50	2.8
2013-14	Fuquan Edwin, SHU	18	38	2.4
2012-13	Michael Carter-Williams, SU	18	48	2.7
2011-12	Jae Crowder, MU	18	53	2.9
2010-11	Jeremy Hazell, SHU	14	34	2.4
2009-10	Mac Koshwal, DPU	14	30	2.1
2008-09	Paul Gause, SHU	18	46	2.56
2007-08	Jeff Xavier, PC	18	49	2.72
2006-07	Paul Gause, SHU	16	43	2.69
2005-06	Kyle Lowry, VU	16	39	2.44
2004-05	Gerry McNamara, SYR	16	36	2.25
2003-04	Bryant Matthews, VT	16	42	2.62
2002-03	Marcus Hatten, SJU	16	45	2.8
2001-02	John Linehan, PC	16	77	4.8
2000-01	John Linehan, PC	16	53	3.3
1999-00	Erick Barkley, SJU	16	47	3.6
1998-99	John Linehan, PC	18	60	3.3
1997-98	Kellii Taylor, Pitt	18	54	3.0
1996-97	Kellii Taylor, Pitt	18	54	3.0
1995-96	Allen Iverson, GU	18	67	3.7
1994-95	Allen Iverson, GU	18	64	3.6
1993-94	Kerry Kittles, VU	18	54	3.0
1992-93	Joey Brown, GU	17	44	2.6
1991-92	Jerome Scott, UM	18	43	2.4
1990-91	Scott Burrell, UConn	16	56	3.5
1989-90	Nadav Henefeld, UConn	16	59	3.7
1988-89	Eric Murdock, PC	16	54	3.4
1987-88	Eric Murdock, PC	16	55	3.4
1986-87	Billy Donovan, PC	16	31	1.9
	Reggie Williams, GU	16	31	1.9
1985-86	Harold Starks, PC	12	37	3.1
1984-85	Michael Adams, BC	16	41	2.6
1983-84	Michael Adams, BC	16	43	2.7
1982-83	Michael Adams, BC	16	51	3.2
1981-82	Dan Callandrillo, SHU	14	30	2.1
1980-81	Eddie Moss, SYR	14	34	2.4
1979-80	Bob Dulin, UConn	6	20	3.3

## BLOCKED SHOTS

	GP	BLKS	AVG.	
2018-19	Theo John, MU	18	39	2.2
2017-18	Tariq Owens, SJU	18	48	2.7
2016-17	Tariq Owens, SJU	18	33	1.9
2015-16	Kassoum Yakwe, SJU	18	51	2.8
2014-15	Chris Obekpa, SJU	16	48	3.0
2013-14	Carson Desrosiers, PC	17	38	2.2
2012-13	Chris Obekpa, St. John's	18	60	3.3
2011-12	Fab Melo, SYR	15	56	3.7
2010-11	Rick Jackson, SYR	18	51	2.8
2009-10	Hamady Ndiaye, RU	18	69	3.8
2008-09	Hasheem Thabeet, UConn	18	89	4.9
2007-08	Hasheem Thabeet, UConn	18	94	5.2
2006-07	Hasheem Thabeet, UConn	16	60	3.8
2005-06	Hilton Armstrong, UConn	16	68	4.3
2004-05	Jason Fraser, VU	13	36	2.8
2003-04	Emeka Okafor, UConn	16	66	4.1
2002-03	Emeka Okafor, UConn	16	71	4.4
2001-02	Emeka Okafor, UConn	16	70	4.4
2000-01	Eddie Griffin, SHU	15	61	4.1
1999-00	Samuel Dalembert, SHU	16	63	3.9
1998-99	Etan Thomas, SYR	18	74	4.1
1997-98	Etan Thomas, SYR	18	77	4.3
1996-97	Jason Lawson, VU	18	61	3.4
1995-96	Jason Lawson, VU	17	53	3.1
1994-95	Jason Lawson, VU	18	52	2.9
1993-94	Donyell Marshall, UConn	18	56	3.1
1992-93	Conrad McRae, SYR	18	59	3.3
1991-92	Alonzo Mourning, GU	18	93	5.2
1990-91	Dikembe Mutombo, GU	16	73	4.6
1989-90	Dikembe Mutombo, GU	16	69	4.3
1988-89	Alonzo Mourning, GU	16	71	4.4
1987-88	Tom Greis, VU	16	43	2.7
1986-87	Charles Smith, PITT	16	49	3.1
1985-86	Harold Pressley, VU	16	52	3.3
1984-85	Patrick Ewing, GU	16	74	4.6
1983-84	Patrick Ewing, GU	16	65	4.1
1982-83	Patrick Ewing, GU	16	53	3.3
1981-82	Patrick Ewing, GU	14	55	3.9
1980-81	Dan Schayes, SYR	14	34	2.4
1979-80	Burnett Adams, BC	6	10	1.7



*Emeka Okafor, Connecticut*

# BIG EAST Coaching Records



## BIG EAST All-Time Winningest Coaches By Victories (Regular Season & Tournament)

COACH, TEAM	WON	LOST	PCT.	YEARS	TOURNAMENT (ONLY)			COACH, TEAM	WON	LOST	PCT.	YEARS	TOURNAMENT		
Jim Boenheim, Syracuse	416	221	.653	34	50	29	.633	Gordon Chiesa, Providence	5	12	.294	1	0	1	.000
Jim Calhoun, Connecticut *	309	181	.631	26	35	19	.648	Bill Raftery, Seton Hall	5	17	.227	2	0	2	.000
John Thompson, Georgetown	231	123	.653	20	33	13	.717	Brandon Miller, Butler	4	15	.211	1	0	1	.000
<b>Jay Wright, Villanova</b>	<b>228</b>	<b>122</b>	<b>.651</b>	<b>18</b>	<b>24</b>	<b>14</b>	<b>.632</b>	Gary Walters, Providence	4	19	.174	2	1	2	.333
Mike Brey, Notre Dame	146	100	.593	13	10	13	.435	Robert McCullum, USF	4	28	.125	2	0	0	—
John Thompson III, Georgetown	146	109	.573	13	15	12	.556	Hoddy Mahon, Seton Hall	2	13	.133	1	0	1	.000
Lou Carnesecca, St. John's	139	80	.635	13	12	11	.522	Kevin Clark, St. John's	1	15	.063	1	0	0	—
Jamie Dixon, Pittsburgh	127	66	.658	10	12	9	.571	Tracy Webster, DePaul	1	16	.059	0	0	1	.000
Rick Pitino, PC/Louisville	126	67	.653	10	15	7	.682								
Rollie Massimino, Villanova	123	92	.572	12	13	12	.520								
Steve Lappas, Villanova	97	79	.551	9	10	8	.556								
P.J. Carlesimo, Seton Hall	90	130	.409	12	13	10	.565								
<b>Kevin Willard, Seton Hall</b>	<b>81</b>	<b>99</b>	<b>.450</b>	<b>9</b>	<b>10</b>	<b>8</b>	<b>.556</b>								
<b>Ed Cooley, Providence</b>	<b>79</b>	<b>80</b>	<b>.497</b>	<b>8</b>	<b>8</b>	<b>7</b>	<b>.533</b>								
Leonard Hamilton, Miami	77	95	.448	10	5	9	.357								
Paul Evans, Pittsburgh	76	70	.521	8	4	8	.333								
Buzz Williams, Marquette	74	45	.622	6	5	6	.455								
Jim O'Brien, Boston College	74	133	.357	11	9	10	.474								
Al Skinner, Boston College	74	72	.507	8	8	7	.533								
Tim Welsh, Providence	72	101	.416	10	1	9	.100								
Chris Mack, Xavier	64	38	.627	5	7	5	.583								
Mick Cronin, Cincinnati	63	73	.463	7	6	6	.500								
<b>Greg McDermott, Creighton</b>	<b>61</b>	<b>58</b>	<b>.513</b>	<b>6</b>	<b>5</b>	<b>6</b>	<b>.455</b>								
Mike Jarvis, St. John's	57	36	.613	5	7	4	.636								
Bob Huggins, West Virginia	52	30	.634	4	7	3	.700								
Rick Barnes, Providence	52	60	.464	6	5	5	.500								
Gale Catlett, West Virginia	49	78	.386	7	1	6	.143								
<b>Steve Wojciechowski, Marquette</b>	<b>47</b>	<b>52</b>	<b>.475</b>	<b>5</b>	<b>4</b>	<b>5</b>	<b>.444</b>								
Craig Esherick, Georgetown	46	59	.438	6	5	6	.455								
Ben Howland, Pittsburgh	43	29	.597	4	8	3	.727								
Steve Lavin, St. John's *	41	37	.532	4	1	4	.200								
John Beilein, West Virginia	41	45	.477	5	4	5	.444								
Louis Orr, Seton Hall	39	46	.459	5	1	5	.167								
Pete Gillen, Providence	38	43	.469	4	5	4	.556								
Dom Perino, Connecticut	38	68	.358	7	1	7	.125								
Stan Heath, USF	37	79	.319	6	3	5	.375								
Tommy Amaker, Seton Hall	35	39	.473	4	4	4	.500								
Tom Crean, Marquette	34	22	.607	3	3	3	.500								
Chris Holtmann, Butler	34	23	.596	3	0	3	.000								
Norm Roberts, St. John's	34	73	.318	5	2	3	.400								
Ralph Willard, Pittsburgh	33	64	.340	5	2	5	.286								
Gary Williams, Boston College	33	37	.471	4	3	5	.375								
Brian Mahoney, St. John's	31	47	.397	4	2	4	.333								
Bobby Gonzalez, Seton Hall	29	46	.387	4	2	3	.400								
Gary Waters, Rutgers	29	55	.345	5	2	4	.333								
Kevin Bannon, Rutgers	27	46	.370	4	3	3	.500								
Perry Clark, Miami	27	41	.397	4	1	3	.250								
John MacLeod, Notre Dame	27	49	.355	4	0	4	.000								
Roy Chipman, Pittsburgh	26	42	.382	4	0	4	.000								
Chris Mullin, St. John's	23	56	.291	4	3	4	.427								
Fran Fraschilla, St. John's	22	17	.564	2	1	2	.333								
George Blaney, Seton Hall/UConn*	22	39	.361	3	0	3	.000								
Tom Davis, Boston College	21	17	.553	3	1	3	.250								
Jerry Wainwright, DePaul	21	53	.284	5	1	2	.333								
Keno Davis, Providence	19	39	.328	3	1	3	.250								
Mike Rice, Rutgers	18	41	.305	3	2	3	.400								
<b>LaVall Jordan, Butler</b>	<b>17</b>	<b>22</b>	<b>.436</b>	<b>2</b>	<b>1</b>	<b>2</b>	<b>.333</b>								
Oliver Purnell, DePaul	16	80	.167	5	1	5	.167								
Joe Mullaney, Providence	16	52	.235	4	2	4	.333								
<b>Dave Leitao, DePaul</b>	<b>16</b>	<b>60</b>	<b>.210</b>	<b>4</b>	<b>0</b>	<b>4</b>	<b>.000</b>								
<b>Patrick Ewing, Georgetown</b>	<b>14</b>	<b>24</b>	<b>.368</b>	<b>2</b>	<b>0</b>	<b>2</b>	<b>.000</b>								
Fred Hill, Rutgers	13	59	.181	4	0	2	.000								
Bob Wenzel, Rutgers	11	27	.289	2	0	2	.000								
<b>Travis Steele, Xavier</b>	<b>10</b>	<b>10</b>	<b>.500</b>	<b>1</b>	<b>1</b>	<b>1</b>	<b>.500</b>								
Ricky Stokes, Virginia Tech	10	38	.208	3	0	0	—								
Matt Doherty, Notre Dame	9	9	.500	1	1	1	.500								
Andy Kennedy, Cincinnati	8	9	.471	1	0	1	.000								
Seth Greenberg, Virginia Tech	8	10	.444	1	1	1	.500								
Mike Dunlap, St. John's *	6	13	.316	1	0	1	.000								



**John Thompson, Georgetown**



**Lou Carnesecca, St. John's**

Active coaches in bold. Overall records include BIG EAST Tournament games\*

\* George Blaney coached three BIG EAST games in 2011-12 for Connecticut in place of Jim Calhoun. Mike Dunlap coached St. John's during the BIG EAST portion of the 2011-12 season in place of Steve Lavin.

# Championship Results

## 2019 (MADISON SQUARE GARDEN)

**First round:** No. 8 Providence 80, No. 9 Butler 57; No. 7 St. John's 82, No. 10 DePaul 74.

**Quarterfinals:** No. 1 Villanova 73, No. 8 Providence 62; No. 4 Xavier 63, No. 5 Creighton 61; No. 2 Marquette 86, No. 7 St. John's 54; No. 3 Seton Hall 73, No. 6 Georgetown 57.

**Semifinals:** No. 1 Villanova 71, No. 4 Xavier 67 (ot); No. 3 Seton Hall 81, No. 2 Marquette 79.

**Final:** Villanova 74, Seton Hall 72.

**All-Tournament Team:** Eric Paschall (Villanova), Myles Powell (Seton Hall), Quincy McKnight (Seton Hall), Markus Howard (Marquette), Paul Scruggs (Xavier).

**Dave Gavitt Trophy:** Phil Booth (Villanova)

## 2018 (MADISON SQUARE GARDEN)

**First round:** No. 9 St. John's 88, No. 8 Georgetown 77; No. 7 Marquette 72, No. 10 DePaul 69.

**Quarterfinals:** No. 1 Xavier 88, No. 9 St. John's 60; No. 5 Providence 72, No. 4 Creighton 68 (ot), No. 2 Villanova 94, No. 7 Marquette 70; No. 6 Butler 75, No. 3 Seton Hall 74.

**Semifinals:** No. 2 Villanova 87, No. 6 Butler 68; No. 5 Providence 75, No. 1 Xavier 72 (ot)

**Final:** No. 2 Villanova 76, No. 5 Providence 66 (ot)

**All-Tournament Team:** Jalen Brunson (Villanova), Kyron Cartwright (Providence), Alpha Diallo (Providence), Trevon Blueitt (Xavier), Kamar Baldwin (Butler).

**Dave Gavitt Trophy:** Mikal Bridges (Villanova)

## 2017 (MADISON SQUARE GARDEN)

**First round:** No. 8 St. John's 74, No. 9 Georgetown 73; No. 7 Xavier 75, No. 10 DePaul 64.

**Quarterfinals:** No. 1 Villanova 108, No. 8 St. John's 67; No. 5 Seton Hall 82, No. 4 Marquette 76; No. 7 Xavier 62, No. 2 Butler 57; No. 6 Creighton 70, No. 3 Providence 58.

**Semifinals:** No. 1 Villanova 55, No. 5 Seton Hall 53; No. 6 Creighton 75, No. 7 Xavier 72

**Final:** No. 1 Villanova 74, No. 6 Creighton 60.

**All-Tournament Team:** Jalen Brunson (Villanova), Kris Jenkins (Villanova), Marcus Foster, (Creighton), Angel Delgado (Seton Hall), Trevon Blueitt (Xavier).

**Dave Gavitt Trophy:** Josh Hart (Villanova)

## 2016 (MADISON SQUARE GARDEN)

**First round:** No. 8 Georgetown 70, No. 9 DePaul 53; No. 7 Marquette 101, No. 10 St. John's 93.

**Quarterfinals:** No. 1 Villanova 81, No. 8 Georgetown 67; No. 4 Providence 74, No. 5 Butler 60; No. 2 Xavier 80, No. 7 Marquette 72. No. 3 Seton Hall 81, No. 6 Creighton 73.

**Semifinals:** No. 1 Villanova 76, No. 4 Providence 68; No. 3 Seton Hall 87, No. 2 Xavier 83.

**Final:** No. 3 Seton Hall 69, No. 1 Villanova 67

**All-Tournament Team:** Khadeen Carrington, (Seton Hall), Ismael Sanogo (Seton Hall), Josh Hart (Villanova), Kris Jenkins (Villanova), Trevon Blueitt (Xavier).

**Dave Gavitt Trophy:** Isaiah Whitehead (Seton Hall)

## 2015 (MADISON SQUARE GARDEN)

**First round:** No. 10 Creighton 78, No. 7 DePaul 63; No. 9 Marquette 78, No. 8 Seton Hall 56.

**Quarterfinals:** No. 1 Villanova 84, No. 9 Marquette 49; No. 4 Providence 74, No. 5 St. John's 57; No. 2 Georgetown 60, No. 10 Creighton 55; No. 6 Xavier 67, No. 3 Butler 61 (ot).

**Semifinals:** No. 1 Villanova 63, No. 4 Providence 61; No. 6 Xavier 65, No. 2 Georgetown 63.

**Final:** No. 1 Villanova 69, No. 6 Xavier 52.

**All-Tournament Team:** D'Vauntes Smith-Rivera (Georgetown), Kris Dunn (Providence), Dylan Ennis (Villanova), Darrun Hilliard (Villanova), Jalen Reynolds, (Xavier).

**Dave Gavitt Trophy:** Josh Hart (Villanova)

## 2014 (MADISON SQUARE GARDEN)

**First round:** No. 10 DePaul 60, No. 7 Georgetown 56; No. 8 Seton Hall 51, No. 9 Butler 50

**Quarterfinals:** No. 8 Seton Hall 64, No. 1 Villanova 63; No. 4 Providence 79, No. 5 St. John's 74; No. 2 Creighton 84, No. 10 DePaul 62. No. 3 Xavier 68, No. 6 Marquette 65

**Semifinals:** No. 4. Providence 80, No. 8 Seton Hall 74; No. 2 Creighton 86, No. 3 Xavier 78

**Final:** No. 4 Providence 65, No. 2 Creighton 58

**All-Tournament Team:** Doug McDermott (Creighton), Austin Chatman (Creighton), LaDontae Henton (Providence), Eugene Teague (Seton Hall), Semaj Christon (Xavier)

**Dave Gavitt Trophy:** Bryce Cotton (Providence)

## 2013 (MADISON SQUARE GARDEN)

**First round:** No. 12 Seton Hall 46, No. 13 USF 42 (ot); No. 11 Rutgers 76, No. 14 DePaul 57

**Second Round:** No. 9 Cincinnati 61, No. 8 Providence 44; No. 5 Syracuse 75, No. 12 Seton Hall 63;

No. 7 Villanova 66, No. 10 St. John's 53; No. 6 Notre Dame 69, No. 11 Rutgers 61

**Quarterfinals:** No. 1 Georgetown 62, No. 9 Cincinnati 43; No. 5 Syracuse 62, No. 4 Pittsburgh 59;

No. 2 Louisville 74, No. 7 Villanova 55;

No. 6 Notre Dame 73, No. 3 Marquette 65

**Semifinals:** No. 5 Syracuse 58, No. 1 Georgetown 55 (ot) No. 2 Louisville 69, No. 6 Notre Dame 57

**Final:** No. 2 Louisville 78, No. 5 Syracuse 61

**All-Tournament Team:** Russ Smith (Louisville), James Southerland (Syracuse), Brandon Triche (Syracuse), Markel Starks (Georgetown), Pat Connaughton (Notre Dame).

**Dave Gavitt Trophy:** Peyton Siva (Louisville)

## 2012 (MADISON SQUARE GARDEN)

**First round:** No. 9 Connecticut 81, No. 16 DePaul 67; No. 13 Pittsburgh 73, No. 12 St. John's 59;

No. 10 Seton Hall 79, No. 15 Providence 47;

No. 14 Villanova 70, No. 11 Rutgers 49.

**Second round:** No. 9 Connecticut 71, No. 8 West Virginia 67 (ot); No. 5 Georgetown 64, No. 13 Pittsburgh 52; No. 7 Louisville 61, No. 10 Seton Hall 55; No. 6 USF 56, No. 14 Villanova 47.

**Quarterfinals:** No. 1 Syracuse 58, No. 9 Connecticut 55; No. 4 Cincinnati 72, No. 5 Georgetown 70 (2ot); No. 7 Louisville 84, No. 2 Marquette 71; No. 3 Notre Dame 57, No. 6 USF 53.

**Semifinals:** No. 4 Cincinnati 71, No. 1 Syracuse 68; No. 7 Louisville 64, No. 3 Notre Dame 50.

**Final:** No. 7 Louisville 50, No. 4 Cincinnati 44.

**All-Tournament Team:** Yancy Gates (Cincinnati), Cashmere Wright (Cincinnati), Gorgui Deng (Louisville), Kyle Kuric (Louisville), Dion Waiters (Syracuse).

**Dave Gavitt Trophy:** Peyton Siva (Louisville)

## 2011 (MADISON SQUARE GARDEN)

**First round:** No. 9 Connecticut 97, No. 16 DePaul 71; No. 13 Rutgers 76, No. 12 Seton Hall 70 (ot);

No. 15 USF 70, No. 10 Villanova 69; No. 11 Marquette 87, No. 14 Providence 66

**Second round:** No. 9 Connecticut 79, No. 8 Georgetown 62; No. 5 St. John's 65, No. 13 Rutgers 63; No. 7 Cincinnati 87, No. 15 USF 61; No. 11

Marquette 67, No. 6 West Virginia 61.

**Quarterfinals:** No. 9 Connecticut 76, No. 1 Pittsburgh 74; No. 4 Syracuse 79, No. 5 St. John's 73;

No. 2 Notre Dame 89, No. 7 Cincinnati 51;

No. 3 Louisville 54, No. 11 Marquette 56.

**Semifinals:** No. 9 Connecticut 76, No. 4 Syracuse 71 (ot); No. 3 Louisville 83, No. 2 Notre Dame 77 (ot).

**Final:** No. 9 Connecticut 69, No. 3 Louisville 66.

**All-Tournament Team:** Jeremy Lamb (Connecticut), Preston Knowles (Louisville), Peyton Siva (Louisville), Scott Martin (Notre Dame), Rick Jackson (Syracuse).

**Dave Gavitt Trophy:** Kemba Walker (Connecticut).

## 2010 (MADISON SQUARE GARDEN)

**First round:** No. 9 USF 58, No. 16 DePaul 49; No. 13 St. John's 73, No. 12 Connecticut 51;

No. 10 Seton Hall 109, No. 15 Providence 106;

No. 11 Cincinnati 69, No. 14 Rutgers 68.

**Second round:** No. 8 Georgetown 69, No. 9 USF 49;

No. 5 Marquette 57, No. 13 St. John's 55;

No. 7 Notre Dame 68, No. 10 Seton Hall 56;

No. 11 Cincinnati 69, No. 6 Louisville 66.

**Quarterfinals:** No. 8 Georgetown 91, No. 1 Syracuse 84; No. 5 Marquette 80, No. 4 Villanova 76;

No. 7 Notre Dame 50, No. 2 Pittsburgh 45;

No. 3 West Virginia 54, No. 11 Cincinnati 51.

**Semifinals:** No. 8 Georgetown 80, No. 5 Marquette 57; No. 3 West Virginia 53, No. 7 Notre Dame 51.

**Final:** No. 3 West Virginia 60, No. 8 Georgetown 58.

**All-Tournament Team:** Greg Monroe (Georgetown), Chris Wright (Georgetown), Lazar Hayward (Marquette), Tory Jackson (Notre Dame), Kevin Jones (West Virginia).

**Dave Gavitt Trophy:** Da'Sean Butler (West Virginia).

## 2009 (MADISON SQUARE GARDEN)

**First round:** No. 16 DePaul 67, No. 9 Cincinnati 57; No. 13 St. John's 64, No. 12 Georgetown 59;

No. 10 Notre Dame 61, No. 15 Rutgers 50;

No. 11 Seton Hall 68, No. 14 USF 54.

**Second round:** No. 8 Providence 83, No. 16 DePaul 74; No. 5 Marquette 74, No. 13 St. John's 45;

No. 7 West Virginia 74, No. 10 Notre Dame 62;

No. 6 Syracuse 89, No. 11 Seton Hall 74.

**Quarterfinals:** No. 1 Louisville 73, No. 8 Providence 55; No. 4 Villanova 76, No. 5 Marquette 75;

No. 7 West Virginia 74, No. 2 Pittsburgh 60;

No. 6 Syracuse 127, No. 3 Connecticut 117 (6ot).

**Semifinals:** No. 1 Louisville 69, No. 4 Villanova 55;

No. 6 Syracuse 74, No. 7 West Virginia 69 (ot).

# Championship Results



## 2009 (CONTINUED)

**Final:** No. 1 Louisville 76, No. 6 Syracuse 66.

**All-Tournament Team:** A.J. Price (Connecticut), Earl Clark (Louisville), Terrence Williams (Louisville), Eric Devendorf (Syracuse), Devin Ebanks (West Virginia).

**Dave Gavitt Trophy:** Jonny Flynn (Syracuse).

## 2008 (MADISON SQUARE GARDEN)

**First round:** No. 8 Villanova 82, No. 9 Syracuse 63; No. 5 West Virginia 58, No. 12 Providence 53; No. 7 Pittsburgh 70, No. 10 Cincinnati 64; No. 6 Marquette 67, No. 11 Seton Hall 54.

**Quarterfinals:** No. 1 Georgetown 82, No. 8 Villanova 63; No. 5 West Virginia 78, No. 4 Connecticut 72; No. 7 Pittsburgh 76, No. 2 Louisville 69 (ot); No. 6 Marquette 89, No. 3 Notre Dame 79.

**Semifinals:** No. 1 Georgetown 72, No. 5 West Virginia 55; No. 7 Pittsburgh 68, No. 6 Marquette 61.

**Final:** No. 7 Pittsburgh 74, No. 1 Georgetown 65.

**All-Tournament Team:** Roy Hibbert (Georgetown), Jessie Sapp (Georgetown), Jerel McNeal (Marquette), LeVance Fields (Pittsburgh), Joe Alexander (West Virginia).

**Dave Gavitt Trophy:** Sam Young (Pittsburgh).

## 2007 (MADISON SQUARE GARDEN)

**First round:** No. 9 Villanova 75, No. 8 DePaul 67; No. 5 Syracuse 78, No. 12 Connecticut 65; No. 7 West Virginia 92, No. 10 Providence 79; No. 6 Marquette 76, No. 11 St. John's 67.

**Quarterfinals:** No. 1 Georgetown 62, No. 9 Villanova 57; No. 4 Notre Dame 89, No. 5 Syracuse 83; No. 2 Louisville 82, No. 7 West Virginia 71 (2ot); No. 3 Pittsburgh 89, No. 6 Marquette 79.

**Semifinals:** No. 1 Georgetown 84, No. 4 Notre Dame 82; No. 3 Pittsburgh 65, No. 2 Louisville 59.

**Final:** No. 1 Georgetown 65, No. 3 Pittsburgh 42.

**All-Tournament Team:** Roy Hibbert (Georgetown), DaJuan Summers (Georgetown), Terrence Williams (Louisville), Russell Carter (Notre Dame), Antonio Graves (Pittsburgh).

**Dave Gavitt Trophy:** Jeff Green (Georgetown).

## 2006 (MADISON SQUARE GARDEN)

**First round:** No. 9 Syracuse 74, No. 8 Cincinnati 73; No. 5 Georgetown 67, No. 12 Notre Dame 63; No. 10 Rutgers 61, No. 7 Seton Hall 48; No. 6 Pittsburgh 61, No. 11 Louisville 56.

**Quarterfinals:** No. 9 Syracuse 86, No. 1 Connecticut 84 (ot); No. 5 Georgetown 62, No. 4 Marquette 59; No. 2 Villanova 87, No. 10 Rutgers 55; No. 6 Pittsburgh 68, No. 3 West Virginia 57.

**Semifinals:** No. 9 Syracuse 58, No. 5 Georgetown 57; No. 6 Pittsburgh 68, No. 2 Villanova 54.

**Final:** No. 9 Syracuse 65, No. 6 Pittsburgh 61.

**All-Tournament Team:** Aaron Gray (Pittsburgh), Carl Krauser (Pittsburgh), Demetris Nichols (Syracuse), Darryl Watkins (Syracuse), Randy Foye (Villanova).

**Dave Gavitt Trophy:** Gerry McNamara (Syracuse).

## 2005 (MADISON SQUARE GARDEN)

**First round:** No. 8 West Virginia 82, No. 9 Providence 59; No. 7 Georgetown 56, No. 10 Seton Hall 51; No. 11 Rutgers 72, No. 6 Notre Dame 65.

**Quarterfinals:** No. 8 West Virginia 78, No. 1 Boston College 72; No. 4 Villanova 67, No. 5 Pittsburgh 58; No. 2 Connecticut 66, No. 7 Georgetown 62; No. 3 Syracuse 81, No. 11 Rutgers 57.

**Semifinals:** No. 8 West Virginia 78, No. 4 Villanova 76; No. 3 Syracuse 67, No. 2 Connecticut 63.

**Final:** No. 3 Syracuse 68, No. 8 West Virginia 59.

**All-Tournament Team:** Gerry McNamara (Syracuse), Josh Pace (Syracuse), Mike Gansey (West Virginia), Kevin Pittsnogle (West Virginia), Randy Foye (Villanova).

**Dave Gavitt Trophy:** Hakim Warrick (Syracuse).

## 2004 (MADISON SQUARE GARDEN)

**First round:** No. 8 Virginia Tech 61, No. 9 Rutgers 58; No. 5 Boston College 68, No. 12 Georgetown 57; No. 7 Notre Dame 65, No. 10 West Virginia 65; No. 11 Villanova 61, No. 5 Seton Hall 60.

**Quarterfinals:** No. 1 Pittsburgh 74, No. 8 Virginia Tech 61; No. 5 Boston College 57, No. 4 Syracuse 54; No. 2 Connecticut 66, No. 7 Notre Dame 58; No. 11 Villanova 69, No. 3 Providence 66.

**Semifinals:** Pittsburgh 62, Boston College 53; Connecticut 84, Villanova 67.

**Final:** Connecticut 61, Pittsburgh 58.

**All-Tournament Team:** Craig Smith (Boston College), Chris Taft (Pittsburgh), Carl Krauser (Pittsburgh), Jaron Brown (Pittsburgh), Taliek Brown (Connecticut).

**Dave Gavitt Trophy:** Ben Gordon (Connecticut).

## 2003 (MADISON SQUARE GARDEN)

**First round:** East No. 5 St. John's 83, West No. 4 Notre Dame 80; East No. 3 Providence 73, West No. 6 West Virginia 50; West No. 5 Georgetown 46, East No. 4 Villanova 41; West No. 3 Seton Hall 67, East No. 6 Miami 52.

**Quarterfinals:** East No. 1 Boston College 82, East No. 5 St. John's 75 (ot); West No. 2 Pittsburgh 67, East No. 3 Providence 57; West No. 1 Syracuse 74, West No. 5 Georgetown 69; East No. 2 Connecticut 83, West No. 3 Seton Hall 70.

**Semifinals:** Pittsburgh 61, Boston College 48; Connecticut 80, Syracuse 67.

**Final:** Pittsburgh 74, Connecticut 56.

**All-Tournament Team:** Brandin Knight (Pittsburgh), Ben Gordon (Connecticut), Emeka Okafor (Connecticut), Craig Smith (Boston College), Carmelo Anthony (Syracuse).

**Dave Gavitt Trophy:** Julius Page (Pittsburgh).

## 2002 (MADISON SQUARE GARDEN)

**First round:** East No. 4 Boston College 60, West No. 5 Rutgers 55; West No. 3 Georgetown 68, East No. 6 Providence 67; East No. 5 Villanova 78, East No. 4 Syracuse 64; East No. 3 St. John's 64, West No. 6 Seton Hall 58.

**Quarterfinals:** West No. 1 Pittsburgh 76, East No. 4 Boston College 62; East No. 2 Miami 84, West No. 3 Georgetown 76 (ot); East No. 1 Connecticut 72, East No. 5 Villanova 70;

West No. 2 Notre Dame 83, East No. 3 St. John's 63.

**Semifinals:** Pittsburgh 76, Miami 71; Connecticut 82, Notre Dame 77.

**Final:** Connecticut 74, Pittsburgh 65 (2ot).

**All-Tournament Team:** Ben Gordon (Connecticut), Brandin Knight (Pittsburgh), Ontario Lett (Pittsburgh), Chris Thomas (Notre Dame), Marcus Barnes (Miami).

**Dave Gavitt Trophy:** Caron Butler (Connecticut)

## 2001 (MADISON SQUARE GARDEN)

**First round:** East No. 3 Villanova 82, West No. 4 West Virginia 71; West No. 6 Seton Hall 78, East No. 3 St. John's 66; West No. 5 Pittsburgh 78, East No. 4 Miami 69; West No. 3 Syracuse 86, East No. 6 Connecticut 75.

**Quarterfinals:** East No. 1 Boston College 93, East No. 3 Villanova 79; West No. 6 Seton Hall 58, West No. 2 Georgetown 40; West No. 5 Pittsburgh 66, West No. 1 Notre Dame 54; West No. 3 Syracuse 55, East No. 2 Providence 54.

**Semifinals:** Boston College 75, Seton Hall 48; Pittsburgh 55, Syracuse 54 (ot).

**Final:** Boston College 79, Pittsburgh 57.

**All-Tournament Team:** Eddie Griffin (Seton Hall), Preston Shumpert (Syracuse), Ricardo Greer (Pittsburgh), Xavier Singletary (Boston College), Jonathan Beerbohm (Boston College).

**Dave Gavitt Trophy:** Troy Bell (Boston College).

## 2000 (MADISON SQUARE GARDEN)

**First round:** No. 9 Georgetown 70, No. 8 West Virginia 67; No. 4 Connecticut 70, No. 13 Boston College 55; No. 5 Seton Hall 85, No. 12 Providence 65; No. 7 Notre Dame 74, No. 10 Rutgers 62; No. 6 Villanova 65, No. 11 Pittsburgh 55.

**Quarterfinals:** Georgetown 76, No. 1 Syracuse 72; Connecticut 79, Seton Hall 64; No. 2 Miami 61, Notre Dame 58; No. 3 St. John's 75, Villanova 70.

**Semifinals:** Connecticut 70, Georgetown 55; St. John's 58, Miami 57.

**Final:** St. John's 80, Connecticut 70.

**All-Tournament Team:** Erick Barkley (St. John's), Khalid El-Amin (Connecticut), Lavor Postell (St. John's), Albert Mouring (Connecticut), Lee Scruggs (Georgetown).

**Dave Gavitt Trophy:** Bootsy Thornton (St. John's).

## 1999 (MADISON SQUARE GARDEN)

**First round:** No. 9 Seton Hall 79, No. 8 Notre Dame 69; No. 4 Syracuse 96, No. 13 Boston College 55; No. 5 Villanova 73, No. 12 West Virginia 61; No. 10 Georgetown 68, No. 7 Providence 66; No. 6 Rutgers 64, No. 11 Pittsburgh 51.

**Quarterfinals:** No. 1 Connecticut 57, Seton Hall 56; Syracuse 70, Villanova 62; No. 2 Miami 65, Georgetown 54; No. 3 St. John's 77, Rutgers 62.

**Semifinals:** Connecticut 71, Syracuse 50; St. John's 62, Miami 59.

**Final:** Connecticut 82, St. John's 63.

**All-Tournament Team:** Richard Hamilton (Connecticut), Khalid El-Amin (Connecticut), Erick Barkley (St. John's), Tim James (Miami), Etan Thomas (Syracuse).

**Dave Gavitt Trophy:** Kevin Freeman (Connecticut)



# Championship Results

## 1998 (MADISON SQUARE GARDEN)

**First round:** No. 8 Providence 72, No. 9 Notre Dame 55; No. 13 Georgetown 62, No. 4 Miami 56; No. 12 Rutgers 72, No. 5 West Virginia 65; No. 7 Villanova 96, No. 10 Pittsburgh 93 (2ot); No. 11 Boston College 97, No. 6 Seton Hall 87 (ot).

**Quarterfinals:** No. 1 Connecticut 64, Providence 55; Rutgers 61, Georgetown 60; No. 2 Syracuse 69, Villanova 66; No. 3 St. John's 91, Boston College 80.

**Semifinals:** Connecticut 64, Rutgers 50; Syracuse 69, St. John's 67 (ot).

**Final:** Connecticut 69, Syracuse 64.

**All-Tournament Team:** Richard Hamilton (Connecticut), Rashamel Jones (Connecticut), Ron Artest (St. John's), Ryan Blackwell (Syracuse), Todd Burgan (Syracuse).

**Dave Gavitt Trophy:** Khalid El-Amin, (Connecticut)

## 1997 (MADISON SQUARE GARDEN)

**First round:** No. 8 Syracuse 84, No. 9 Notre Dame 66; No. 4 Providence 77, No. 13 Rutgers 56; No. 5 West Virginia 77, No. 12 Seton Hall 57; No. 7 Miami 76, No. 10 St. John's 68 (ot); No. 6 Pittsburgh 63, No. 11 Connecticut 62.

**Quarterfinals:** No. 1 Villanova 80, Syracuse 70; Providence 76, West Virginia 69; No. 2 Georgetown 63, Miami 59; No. 3 Boston College 76, Pittsburgh 68.

**Semifinals:** Villanova 73, Providence 63; Boston College 70, Georgetown 58.

**Final:** Boston College 70, Villanova 58

**All-Tournament Team:** Danya Abrams (Boston College), Duane Woodward (Boston College), Tim Thomas (Villanova), Alvin Williams (Villanova), Victor Page (Georgetown).

**Dave Gavitt Trophy:** James "Scoonie" Penn (Boston College)

## 1996 (MADISON SQUARE GARDEN)

**First round:** No. 9 Seton Hall 80, No. 8 West Virginia 78; No. 4 Syracuse 76, No. 13 Notre Dame 55; No. 5 Boston College 70, No. 12 Pittsburgh 66; No. 7 Miami 77, No. 10 Rutgers 67; No. 6 Providence 80, No. 11 St. John's 72.

**Quarterfinals:** No. 1 Connecticut 79, Seton Hall 58; Syracuse 69, Boston College 61; No. 2 Georgetown 92, Miami 62; No. 3 Villanova 78, Providence 68.

**Semifinals:** Connecticut 85, Syracuse 67; Georgetown 84, Villanova 76.

**Final:** Connecticut 75, Georgetown 74

**All-Tournament Team:** Ray Allen (Connecticut), Allen Iverson (Georgetown), Kerry Kittles (Villanova), Travis Knight (Connecticut), John Wallace (Syracuse).

**Dave Gavitt Trophy:** Victor Page (Georgetown)

## 1995 (MADISON SQUARE GARDEN)

**First round:** No. 9 Pittsburgh 74, No. 8 St. John's 71; No. 10 Boston College 89, No. 7 Seton Hall 87 (ot).

**Quarterfinals:** No. 4 Georgetown 69, No. 5 Miami 58; No. 1 Connecticut 81, Pittsburgh 78; No. 2 Villanova 68, Boston College 64; No. 6 Providence 71, No. 3 Syracuse 69 (ot).

**Semifinals:** Villanova 90, Providence 75; Connecticut 88, Georgetown 81.

**Final:** Villanova 94, Connecticut 78

**All-Tournament Team:** Jason Lawson (Villanova), Ray Allen (Connecticut), Austin Croshere (Providence), Allen Iverson (Georgetown), Danya Abrams (Boston College).

**Dave Gavitt Trophy:** Kerry Kittles (Villanova)

## 1994 (MADISON SQUARE GARDEN)

**First round:** No. 9 St. John's 80, No. 8 Pittsburgh 72; No. 7 Seton Hall 69, No. 10 Miami 51.

**Quarterfinals:** No. 4 Providence 77, No. 5 Villanova 66; No. 1 Connecticut 97, St. John's 77; Seton Hall 81, No. 2 Syracuse 80 (ot); No. 6 Georgetown 81, No. 3 Boston College 58.

**Semifinals:** Providence 69, Connecticut 67; Georgetown 76, Seton Hall 71 (ot).

**Final:** Providence 74, Georgetown 64.

**All-Tournament Team:** Rob Phelps (Providence), Dickey Simpkins (Providence), George Butler (Georgetown), Othella Harrington (Georgetown), Donyell Marshall (Connecticut).

**Dave Gavitt Trophy:** Michael Smith (Providence)

## 1993 (MADISON SQUARE GARDEN)

**First round:** No. 8 Georgetown 67, No. 9 Miami 40; No. 7 Boston College 74, No. 10 Villanova 70 (ot).

**Quarterfinals:** No. 5 Providence 73, No. 4 Connecticut 55; No. 1 Seton Hall 83, Georgetown 69; No. 2 St. John's 76, Boston College 56; No. 3 Syracuse 55, No. 6 Pittsburgh 50.

**Semifinals:** Seton Hall 69, Providence 60; Syracuse 84, St. John's 72.

**Final:** Seton Hall 103, Syracuse 70.

**All-Tournament Team:** Terry Dehere (Seton Hall), Jerry Walker (Seton Hall), Adrian Autry (Syracuse), Lawrence Moten (Syracuse), David Cain (St. John's), Dickey Simpkins (Providence), Arturas Karnishovas (Seton Hall).

**Dave Gavitt Trophy:** Terry Dehere (Seton Hall)

## 1992 (MADISON SQUARE GARDEN)

**First round:** No. 10 Miami 83, No. 7 Pittsburgh 71; No. 8 Boston College 78, No. 9 Providence 68.

**Quarterfinals:** No. 3 St. John's 64, No. 6 Connecticut 59 (ot); No. 2 Georgetown 77, Miami 64; No. 1 Seton Hall 62, Boston College 60; No. 5 Syracuse 55, No. 4 Villanova 52.

**Semifinals:** Syracuse 70, Seton Hall 66; Georgetown 68, St. John's 64.

**Final:** Syracuse 56, Georgetown 54.

**All-Tournament Team:** Lawrence Moten (Syracuse), Dave Johnson (Syracuse), Malik Sealy (St. John's), Terry Dehere (Seton Hall), Jerome Scott (Miami).

**Dave Gavitt Trophy:** Alonzo Mourning (Georgetown)

## 1991 (MADISON SQUARE GARDEN)

**First round:** No. 8 Villanova 74, No. 9 Boston College 73.

**Quarterfinals:** No. 4 Seton Hall 70, No. 5 Pittsburgh 69; No. 8 Villanova 70, No. 1 Syracuse 68; No. 7 Providence 72, No. 2 St. John's 64; No. 6 Georgetown 68, No. 3 Connecticut 49.

**Semifinals:** Seton Hall 74, Villanova 72; Georgetown 71, Providence 55.

**Final:** Seton Hall 74, Georgetown 62.

**All-Tournament Team:** Anthony Avent (Seton Hall), Dikembe Mutombo (Georgetown), Alonzo Mourning (Georgetown), Eric Murdock (Providence), Marc Dowdell (Villanova).

**Dave Gavitt Trophy:** Oliver Taylor (Seton Hall).

## 1990 (MADISON SQUARE GARDEN)

**First round:** No. 8 Pittsburgh 88, No. 9 Boston College 70.

**Quarterfinals:** No. 2 Connecticut 76, No. 7 Seton Hall 58; No. 3 Georgetown 78, No. 6 Providence 77; No. 1 Syracuse 58, Pittsburgh 55; No. 5 Villanova 70, No. 4 St. John's 60.

**Semifinals:** Connecticut 65, Georgetown 60, Syracuse 73, Villanova 61.

**Final:** Connecticut 78, Syracuse 75.

**All-Tournament Team:** John Gwynn (Connecticut), Tate George (Connecticut), Tom Greis (Villanova), Derrick Coleman (Syracuse), Stephen Thompson (Syracuse).

**Dave Gavitt Trophy:** Chris Smith (Connecticut).

## 1989 (MADISON SQUARE GARDEN)

**First round:** No. 9 Boston College 81, No. 8 St. John's 74.

**Quarterfinals:** No. 2 Seton Hall 74, No. 7 Connecticut 66; No. 3 Syracuse 79, No. 6 Providence 76; No. 1 Georgetown 82, Boston College 52; No. 4 Pittsburgh 71, No. 5 Villanova 66.

**Semifinals:** No. 3 Syracuse 81, No. 2 Seton Hall 78; No. 1 Georgetown 85, No. 4 Pittsburgh 62.

**Final:** No. 1 Georgetown 88, No. 3 Syracuse 79.

**All-Tournament Team:** Dana Barros (Boston College), Ramon Ramos (Seton Hall), John Morton (Seton Hall), Sherman Douglas (Syracuse), Alonzo Mourning (Georgetown).

**Dave Gavitt Trophy:** Charles Smith (Georgetown).

## 1988 (MADISON SQUARE GARDEN)

**First round:** No. 9 Connecticut 75, No. 8 Providence 62.

**Quarterfinals:** No. 2 Syracuse 67, No. 7 Boston College 53; No. 6 Seton Hall 61, No. 3 Georgetown 58; No. 4 Villanova 71, No. 5 St. John's 68; No. 1 Pittsburgh 75, No. 9 Connecticut 58.

**Semifinals:** Syracuse 68, Seton Hall 63; Villanova 72, Pittsburgh 69.

**Final:** Syracuse 85, Villanova 68.

**All-Tournament Team:** Mark Plansky (Villanova), Doug West (Villanova), Ramon Ramos (Seton Hall), Jerome Lane (Pittsburgh), Stephen Thompson (Syracuse).

**Most Valuable Player:** Sherman Douglas (Syracuse).

# Championship Results

**BIG EAST**

## **1987** (MADISON SQUARE GARDEN)

**First round:** No. 8 Boston College 61, No. 9 Connecticut 59.

**Quarterfinals:** No. 2 Pittsburgh 96, No. 7 Seton Hall 88; No. 3 Syracuse 72, No. 6 Villanova 66; No. 1 Georgetown 56, Boston College 51; No. 4 Providence 80, No. 5 St. John's 51.

**Semifinals:** Syracuse 99, Pittsburgh 85; Georgetown 84, Providence 66.

**Final:** Georgetown 69, Syracuse 59.

**All-Tournament Team:** Rony Seikaly (Syracuse), Billy Donovan (Providence), Sherman Douglas (Syracuse), Jerome Lane (Pittsburgh).

**Most Valuable Player:** Reggie Williams (Georgetown).

## **1986** (MADISON SQUARE GARDEN)

**First round:** No. 9 Seton Hall 76, No. 8 Connecticut 66

**Quarterfinals:** No. 2 Syracuse 102, No. 7 Boston College 79; No. 3 Georgetown 57, No. 6 Pittsburgh 56; No. 1 St. John's 87, Seton Hall 68; No. 4 Villanova 75, No. 5 Providence 63.

**Semifinals:** St. John's 75, Villanova 64; Syracuse 75, Georgetown 73 (ot).

**Final:** St. John's 70, Syracuse 69.

**All-Tournament Team:** Reggie Williams (Georgetown), Walter Berry (St. John's), Mark Jackson (St. John's), Rony Seikaly (Syracuse), Harold Pressley (Villanova).

**Most Valuable Player:** Dwayne Washington (Syracuse)

## **1985** (MADISON SQUARE GARDEN)

**First round:** No. 8 Providence 77, No. 9 Seton Hall 75 (ot).

**Quarterfinals:** No. 2 Georgetown 93, No. 7 Connecticut 62; No. 3 Syracuse 70, No. 6 Boston College 69; No. 4 Villanova 69, No. 5 Pittsburgh 61; No. 1 St. John's 90, Providence 62.

**Semifinals:** Georgetown 74, Syracuse 65; St. John's 89, Villanova 74.

**Final:** Georgetown 92, St. John's 80.

**All-Tournament Team:** Michael Jackson (Georgetown), Bill Martin (Georgetown), Chris Mullin (St. John's), Rafael Addison (Syracuse), Ed Pinckney (Villanova).

**Most Valuable Player:** Patrick Ewing (Georgetown).

## **1984** (MADISON SQUARE GARDEN)

**First round:** No. 8 Providence 59, No. 9 Seton Hall 55.

**Quarterfinals:** No. 2 Syracuse 73, No. 7 Connecticut 58; No. 3 Villanova 75, No. 6 Pittsburgh 65; No. 5 St. John's 57, No. 4 Boston College 56; No. 1 Georgetown 70, Providence 50.

**Semifinals:** Syracuse 66, Villanova 65; Georgetown 79, St. John's 68.

**Final:** Georgetown 82, Syracuse 71 (overtime).

**All-Tournament Team:** Michael Jackson (Georgetown), Andre Hawkins (Syracuse), Dwayne Washington (Syracuse), Ed Pinckney (Villanova).

**Most Valuable Player:** Patrick Ewing (Georgetown)

## **1983** (MADISON SQUARE GARDEN)

**First Round:** No. 9 Seton Hall 73, No. 8 Providence 64.

**Quarterfinals:** No. 3 St. John's 64, No. 6 Pittsburgh 53; No. 2 Villanova 69, No. 7 Connecticut 68; No. 5 Syracuse 79, No. 4 Georgetown 72; No. 1 Boston College 79, Seton Hall 56.

**Semifinals:** Boston College 80, Syracuse 74; St. John's 91, Villanova 80.

**Final:** St. John's 85, Boston College 77.

**All-Tournament Team:** John Garris (Boston College), Jay Murphy (Boston College), Billy Goodwin (St. John's), Leo Rautins (Syracuse), Stewart Granger (Villanova).

**Most Valuable Player:** Chris Mullin (St. John's).

## **1982** (HARTFORD CIVIC CENTER)

**Quarterfinals:** No. 1 Villanova 88, No. 8 Seton Hall 73; No. 4 Boston College 94, No. 5 Syracuse 92; No. 2 Georgetown 62, No. 7 Providence 48; No. 3 St. John's 54, No. 6 Connecticut 52.

**Semifinals:** Villanova 74, Boston College 71; Georgetown 57, St. John's 42.

**Final:** Georgetown 72, Villanova 54.

**All-Tournament Team:** John Bagley (Boston College), Patrick Ewing (Georgetown), Eric Smith (Georgetown), Leo Rautins (Syracuse), Ed Pinckney (Villanova).

**Most Valuable Player:** Eric Floyd (Georgetown).

## **1981** (SYRACUSE CARRIER DOME)

**Quarterfinals:** No. 8 Providence 67, No. 1 Boston College 65; No. 4 Villanova 65, No. 5 Connecticut 54; No. 2 Georgetown 58, No. 7 Seton Hall 52;

No. 6 Syracuse 71, No. 3 St. John's 66.

**Semifinals:** Villanova 58, Providence 49 (overtime); Syracuse 67, Georgetown 53.

**Final:** Syracuse 83, Villanova 80 (3 overtimes).

**All-Tournament Team:** Eric Floyd (Georgetown).

Tony Bruin (Syracuse), Erich Santifer (Syracuse), Alex Bradley (Villanova), John Pinone (Villanova).

**Most Valuable Player:** Leo Rautins (Syracuse).

## **1980** (PROVIDENCE CIVIC CENTER)

**Quarterfinals:** No. 3 Georgetown 60, No. 6 Seton Hall 47; No. 4 Connecticut 79, No. 5 Boston College 68; No. 2 St. John's 48, No. 7 Providence 44.

**Semifinals:** Georgetown 76, St. John's 66; No. 1 Syracuse 92, Connecticut 61.

**Final:** Georgetown 87, Syracuse 81.

**All-Tournament Team:** John Duren (Georgetown), Eric Floyd (Georgetown), David Russell (St. John's), Louis Orr (Syracuse), Marty Headd (Syracuse).

**Most Valuable Player:** Craig Shelton (Georgetown).

# All-BIG EAST Honors

## 2018-19

**First Team:** \*Markus Howard (Marquette), \*Phil Booth (Villanova), \*Myles Powell (Seton Hall), \*Eric Paschall (Villanova), Jessie Govan (Georgetown), Shamorie Ponds (St. John's).

**Second Team:** Kamar Baldwin (Butler), Max Strus (DePaul), Sam Hauser (Marquette), Alpha Diallo (Providence), Naji Marshall (Xavier).

**Honorable Mention:** Ty-Shon Alexander (Creighton), Martin Krampelj (Creighton).

**All-Freshman Team:** \*Marcus Zegarowski (Creighton), \*James Akinjo (Georgetown), Josh LeBlanc (Georgetown), Mac McClung (Georgetown), Joey Hauser (Marquette), Saddiq Bey (Villanova).

**Coach of the Year:** Jay Wright (Villanova)

**Player of the Year:** Markus Howard (Marquette)

**Defensive Player of the Year:** Justin Simon (St. John's)

**Most Improved Player:** Paul Reed (DePaul)

**Freshman of the Year:** James Akinjo (Georgetown)

**Sixth Man Award:** Paul Jorgensen (Butler)

**Sportsmanship Award:** Nate Fowler (Butler)

## 2017-18

**First Team:** \*Kelan Martin (Butler), Marcus Foster (Creighton), Shamorie Ponds (St. John's), Mikal Bridges (Villanova), \*Jalen Brunson (Villanova), \*Trevon Bluiett (Xavier).

**Second Team:** Khyri Thomas (Creighton), Marcus Derrickson (Georgetown), Markus Howard (Marquette), Angel Delgado (Seton Hall), Desi Rodriguez (Seton Hall).

**Honorable Mention:** Andrew Rowsey (Marquette), Kyrone Cartwright (Providence)

**All-Freshman Team:** Mitch Ballock (Creighton), Jahvon Blair (Georgetown), \*Jamorko Pickett (Georgetown), Nate Watson (Providence), \*Omari Spellman (Villanova), \*Naji Marshall (Xavier).

**Coach of the Year:** Chris Mack (Xavier)

**Player of the Year:** Jalen Brunson (Villanova)

**Defensive Player of the Year:** Khyri Thomas (Creighton)

**Most Improved Player:** Myles Powell (Seton Hall)

**Freshman of the Year:** Omari Spellman (Villanova)

**Sixth Man Award:** Donte DiVincenzo (Villanova)

**Sportsmanship Award:** Tyler Wideman (Butler)

## 2016-17

**First Team:** Andrew Chrabascz (Butler), \*Marcus Foster (Creighton), \*Angel Delgado (Seton Hall), \*Jalen Brunson (Villanova), \*Josh Hart (Villanova), Trevon Bluiett (Xavier).

**Second Team:** Kelan Martin (Butler), Justin Patton (Creighton), Rodney Bullock (Providence), Kyrone Cartwright (Providence), Khadeen Carrington (Seton Hall).

**Honorable Mention:** Rodney Pryor (Georgetown), Kris Jenkins (Villanova).

**All-Freshman Team:** \*Kamar Baldwin (Butler), \*Justin Patton (Creighton), Markus Howard (Marquette), \*Marcus LoVett (St. John's), \*Shamorie Ponds (St. John's), Donte DiVincenzo (Villanova).

**Coach of the Year:** Chris Holtmann (Butler)

**Player of the Year:** Josh Hart (Villanova)

**Defensive Players of the Year:** Khyri Thomas (Creighton), Mikal Bridges (Villanova), Josh Hart (Villanova)

**Most Improved Player:** Kyrone Cartwright (Providence)

**Freshman of the Year:** Justin Patton (Creighton)

**Sixth Man Award:** Andrew Rowsey (Marquette)

**Sportsmanship Award:** Billy Garrett Jr. (DePaul)

## 2015-16

**First Team:** Henry Ellenson (Marquette), \*Ben Bentil (Providence), \*Kris Dunn (Providence), \*Isaiah Whitehead (Seton Hall), \*Josh Hart (Villanova), Trevon Bluiett (Xavier).

**Second Team:** Roosevelt Jones (Butler), Kelan Martin (Butler), Maurice Watson, Jr. (Creighton), D'Vauntes Smith-Rivera (Georgetown), Ryan Arcidiacono (Villanova).

**Honorable Mention:** Kellen Dunham (Butler), Angel Delgado (Seton Hall), Daniel Ochefu (Villanova).

**All-Freshman Team:** Eli Cain (DePaul), Jessie Govan (Georgetown), Haanif Cheatham (Marquette), Kassoum Yakwe (St. John's), Jalen Brunson (Villanova), Edmond Sumner (Villanova).

**Coach of the Year:** Kevin Willard (Seton Hall), Jay Wright (Villanova)

**Player of the Year:** Kris Dunn (Providence)

**Defensive Player of the Year:** Kris Dunn (Providence)

**Most Improved Player:** Ben Bentil (Providence)

**Rookie of the Year:** Henry Ellenson (Marquette)

**Sixth Man Award:** J.P. Macura (Xavier)

**Sportsmanship Award:** Kellen Dunham (Butler)

## 2014-15

**First Team:** Kellen Dunham (Butler), D'Vauntes Smith-Rivera (Georgetown), \*Kris Dunn (Providence), \*LaDontae Henton (Providence), D'Angelo Harrison (St. John's), \*Darrun Hilliard (Villanova).

**Second Team:** Roosevelt Jones (Butler), Matt Carlino (Marquette), Sir'Dominic Pointer (St. John's), Sterling Gibbs (Seton Hall), Matt Stainbrook (Xavier)

**Honorable Mention:** Billy Garrett, Jr. (DePaul); Daniel Ochefu (Villanova), Jay Vaughn Pinkston (Villanova)

**All-Rookie Team:** Isaac Copeland (Georgetown), L.J. Peak (Georgetown), Duane Wilson (Marquette), \*Angel Delgado (Seton Hall), Isaiah Whitehead (Seton Hall), \*Trevon Bluiett (Xavier).

**Coach of the Year:** Jay Wright (Villanova)

**Player of the Year:** Kris Dunn (Providence), Ryan Arcidiacono (Villanova)

**Defensive Player of the Year:** Kris Dunn (Providence), Sir'Dominic Pointer (St. John's)

**Most Improved Player:** Sir'Dominic Pointer (St. John's)

**Rookie of the Year:** Angel Delgado (Seton Hall)

**Sixth Man Award:** Josh Hart (Villanova)

**Sportsmanship Award:** Alex Barlow (Butler)

## 2013-14

**First Team:** \*Doug McDermott (Creighton), Markel Starks (Georgetown), \*Bryce Cotton (Providence), D'Angelo Harrison (St. John's), James Bell (Villanova), \*Semaj Christon (Xavier)

**Second Team:** Kellen Dunham (Butler), D'Vauntes Smith-Rivera (Georgetown), Davante Gardner (Marquette), Kadeem Batts (Providence), Fuquan Edwin (Seton Hall), JayVaughn Pinkston (Villanova)

**Honorable Mention:** Ethan Wragge (Creighton), Ryan Arcidiacono (Villanova), Darrun Hilliard (Villanova), Matt Stainbrook (Xavier)

**All-Rookie Team:** Andrew Chrabascz (Butler), Billy Garrett, Jr. (DePaul), Tommy Hamilton IV (DePaul), Deonte Burton (Marquette), Rysheed Jordan (St. John's), Jaren Sina (Seton Hall), Josh Hart (Villanova)

**Coach of the Year:** Jay Wright (Villanova)

**Player of the Year:** Doug McDermott (Creighton)

**Defensive Player of the Year:** Fuquan Edwin (Seton Hall)

**Most Improved Players:** Darrun Hilliard & Daniel Ochefu (Villanova)

**Rookie of the Year:** Billy Garrett, Jr. (DePaul)

**Sixth Man Award:** Davante Gardner (Marquette)

**Sportsmanship Award:** Chris Otule (Marquette)

## 2012-13

**First Team:** Shabazz Napier (Connecticut), \*Otto Porter (Georgetown), Gorgui Dieng (Louisville), Russ Smith (Louisville), Jack Cooley (Notre Dame), Bryce Cotton (Providence)

**Second Team:** Sean Kilpatrick (Cincinnati), Vander Blue (Marquette), Jerian Grant (Notre Dame), Michael Carter-Williams (Syracuse), C.J. Fair (Syracuse)

**Third Team:** Markel Starks (Georgetown), Peyton Siva (Louisville), Tray Woodall (Pittsburgh), Brandon Triche (Syracuse), JayVaughn Pinkston (Villanova)

**Honorable Mention:** Davante Gardner (Marquette), Kadeem Batts (Providence), JaKarr Sampson (St. John's), Fuquan Edwin (Seton Hall)

**All-Rookie Team:** Omar Calhoun (Connecticut), D'Vauntes Smith-Rivera (Georgetown), Steven Adams (Pittsburgh), Chris Obekpa (St. John's), JaKarr Sampson (St. John's), Ryan Arcidiacono (Villanova)

**Coach of the Year:** John Thompson III (Georgetown)

**Player of the Year:** Otto Porter (Georgetown)

**Defensive Player of the Year:** Gorgui Dieng (Louisville)

**Most Improved Players:** Kadeem Batts (Providence), Michael Carter-Williams (Syracuse)

**Rookie of the Year:** JaKarr Sampson (St. John's)

**Sixth Man Award:** Davante Gardner (Marquette)

**Sportsmanship Award:** Junior Cadougan (Marquette)

# All-BIG EAST Honors

## 2011-12

**First Team:** Jeremy Lamb (Connecticut), Jason Clark (Georgetown), \*Jae Crowder (Marquette), Darius Johnson-Odom (Marquette), Kris Joseph (Syracuse), Kevin Jones (West Virginia)

**Second Team:** Sean Kilpatrick (Cincinnati), Jack Cooley (Notre Dame), Jordan Theodore (Seton Hall), Scoop Jardine (Syracuse), Maalik Wayns (Villanova)

**Third Team:** Henry Sims (Georgetown), Vincent Council (Providence), Herb Pope (Seton Hall), Dion Waiters (Syracuse), Darryl Bryant (West Virginia)

**Honorable Mention:** Cleveland Melvin (DePaul), Hollis Thompson (Georgetown), Kyle Kuric (Louisville), Ashton Gibbs (Pittsburgh), Moe Harkless (St. John's)

**All-Rookie Team:** Andre Drummond (Connecticut), Chane Behanan (Louisville), Jerian Grant (Notre Dame), LaDontae Henton (Providence), Moe Harkless (St. John's), D'Angelo Harrison (St. John's), Anthony Collins (USF)

**Coach of the Year:** Stan Heath (USF)

**Player of the Year:** Jae Crowder (Marquette)

**Defensive Player of the Year:** Fab Melo (Syracuse)

**Most Improved Player:** Jack Cooley (Notre Dame)

**Rookie of the Year:** Moe Harkless (St. John's)

**Sixth Man Award:** Dion Waiters (Syracuse)

**Sportmanship Award:** Jason Clark (Georgetown)

## 2010-11

**First Team:** Kemba Walker (Connecticut), Austin Freeman (Georgetown), \*Ben Hansbrough (Notre Dame), Ashton Gibbs (Pittsburgh), Marshon Brooks (Providence), Dwight Hardy (St. John's)

**Second Team:** Preston Knowles (Louisville), Darius Johnson-Odom (Marquette), Brad Wanamaker (Pittsburgh), Rick Jackson (Syracuse), Corey Fisher (Villanova)

**Third Team:** Chris Wright (Georgetown), Tim Abromaitis (Notre Dame), Jeremy Hazell (Seton Hall), Kris Joseph (Syracuse), Corey Stokes (Villanova)

**Honorable Mention:** Peyton Siva (Louisville), Jimmy Butler (Marquette), Scoop Jardine (Syracuse), Kevin Jones (West Virginia)

**All-Rookie Team:** Sean Kilpatrick (Cincinnati), Jeremy Lamb (Connecticut), Shabazz Napier (Connecticut), \*Cleveland Melvin (DePaul), Brandon Young (DePaul), Gilvydas Biruta (Rutgers)

**Coach of the Year:** Mike Brey (Notre Dame)

**Player of the Year:** Ben Hansbrough (Notre Dame)

**Defensive Player of the Year:** Rick Jackson (Syracuse)

**Most Improved Player:** Dwight Hardy (St. John's)

**Rookie of the Year:** Cleveland Melvin (DePaul)

**Sixth Man Award:** Justin Burrell (St. John's)

**Sportmanship Award:** Brad Wanamaker (Pittsburgh)

## 2009-10

**First Team:** Greg Monroe (Georgetown), Luke Harangody (Notre Dame), Dominique Jones (USF), Wes Johnson (Syracuse), \*Scottie Reynolds (Villanova), Da'Sean Butler (West Virginia)

**Second Team:** Austin Freeman (Georgetown), Lazar Hayward (Marquette), Ashton Gibbs (Pittsburgh), Jeremy Hazell (Seton Hall), Andy Rautins (Syracuse)

**Third Team:** Jerome Dyson (Connecticut), Kemba Walker (Connecticut), Samardo Samuels (Louisville), Corey Fisher (Villanova), Devin Ebanks (West Virginia)

**Honorable Mention:** Jimmy Butler (Marquette), Tim Abromaitis (Notre Dame), Jamine Peterson (Providence)

**All-Rookie Team:** \*Lance Stephenson (Cincinnati), Alex Oriakhi (Connecticut), Vincent Council (Providence), \*Dane Miller (Rutgers), Brandon Triche (Syracuse), Maalik Wayns (Villanova)

**Coach of the Year:** Jim Boeheim (Syracuse)

**Player of the Year:** Wes Johnson (Syracuse)

**Defensive Player of the Year:** Hamady Ndiaye (Rutgers)

**Most Improved Player:** Ashton Gibbs (Pittsburgh)

**Rookie of the Year:** Lance Stephenson (Cincinnati)

**Sixth Man Award:** Kris Joseph (Syracuse)

**Sportmanship Award:** Tory Jackson (Notre Dame)

## 2008-09

**First Team:** Hasheem Thabeet (Connecticut), Terrence Williams (Louisville), Jerel McNeal (Marquette), Luke Harangody (Notre Dame), DeJuan Blair (Pittsburgh), Sam Young (Pittsburgh)

**Second Team:** A.J. Price (Connecticut), Wesley Matthews (Marquette), Jonny Flynn (Syracuse), Dante Cunningham (Villanova), Da'Sean Butler (West Virginia)

**Third Team:** Deonta Vaughn (Cincinnati), Jeff Adrien (Connecticut), Earl Clark (Louisville), Levance Fields (Pittsburgh), Jeremy Hazell (Seton Hall)

**Honorable Mention:** Weyinmi Efejuku (Providence), Dominique Jones (USF), Scottie Reynolds (Villanova), Alex Ruoff (West Virginia)

**All-Rookie Team:** Yancy Gates (Cincinnati), Kemba Walker (Connecticut), Greg Monroe (Georgetown), Samardo Samuels (Louisville), Mike Rosario (Rutgers), Devin Ebanks (West Virginia)

**Coach of the Year:** Jay Wright (Villanova)

**Players of the Year:** Hasheem Thabeet (Connecticut) and DeJuan Blair (Pittsburgh)

**Defensive Player of the Year:** Hasheem Thabeet (Connecticut)

**Most Improved Player:** Dante Cunningham (Villanova)

**Rookie of the Year:** Greg Monroe (Georgetown)

**Sixth Man Award:** Corey Fisher (Villanova)

**Sportmanship Award:** Alex Ruoff (West Virginia)

## 2007-08

**First Team:** Deonta Vaughn (Cincinnati), Jeff Adrien (Connecticut), \*A.J. Price (Connecticut), \*Roy Hibbert (Georgetown), \*David Padgett (Louisville), \*Luke Harangody (Notre Dame), Kyle McAlarney (Notre Dame), Sam Young (Pittsburgh), Brian Laing (Seton Hall), Kentrell Gransberry (USF), Joe Alexander (West Virginia)

**Second Team:** Hasheem Thabeet (Connecticut), Jonathan Wallace (Georgetown), Draelon Burns (DePaul), Terrence Williams (Louisville), Lazar Hayward (Marquette), Dominic James (Marquette), Jerel McNeal (Marquette), Donte' Greene (Syracuse), Paul Harris (Syracuse), Scottie Reynolds (Villanova).  
**Honorable Mention:** DeJuan Blair (Pittsburgh), Geoff McDermott (Providence), Anthony Mason, Jr. (St. John's), Dominique Jones (USF), Jonny Flynn (Syracuse).

**All-Rookie Team:** Mac Koshwal (DePaul), Dar Tucker

(DePaul), Austin Freeman (Georgetown), \*DeJuan Blair (Pittsburgh), Corey Chandler (Rutgers), Justin Burrell (St. John's), Jeremy Hazell (Seton Hall), \*Dominique Jones (USF), \*Jonny Flynn (Syracuse), \*Donte' Greene (Syracuse), Corey Fisher (Villanova).

**Coach of the Year:** Mike Brey (Notre Dame)

**Player of the Year:** Luke Harangody (Notre Dame)

**Defensive Player of the Year:** Hasheem Thabeet (Connecticut)

**Most Improved Player:** Sam Young (Providence)

**Rookies of the Year:** DeJuan Blair (Pittsburgh) and Jonny Flynn (Syracuse)

**Sixth Man Award:** Patrick Ewing, Jr. (Georgetown)

**Sportmanship Award:** Ronald Ramon (Pittsburgh) and Darris Nichols (West Virginia)

## 2006-07

**First Team:** \*Jeff Green (Georgetown), \*Roy Hibbert (Georgetown), Dominic James (Marquette), Russell Carter (Notre Dame), Colin Falls (Notre Dame), \*Aaron Gray (Pittsburgh), \*Herbert Hill (Providence), Lamont Hamilton (St. John's), \*Demetris Nichols (Syracuse), Curtis Sumpter (Villanova), Frank Young (West Virginia)

**Second Team:** Jeff Adrien (Connecticut), Wilson Chandler (DePaul), Sammy Meija (DePaul), David Padgett (Louisville), Terrence Williams (Louisville), Jerel McNeal (Marquette), Levance Fields (Pittsburgh), Brian Laing (Seton Hall), Kentrell Gransberry (USF), Scottie Reynolds (Villanova).

**Honorable Mention:** Draelon Burns (DePaul), Jonathan Wallace (Georgetown), Sharaud Curry (Providence), Geoff McDermott (Providence), McHugh Mattis (USF), Eric Devendorf (Syracuse), Mike Nardi (Villanova)

**All-Rookie Team:** Deonta Vaughn (Cincinnati), \*Jerome Dyson (Connecticut), Hasheem Thabeet (Connecticut), DaJuan Summers (Georgetown), Edgar Sosa (Louisville), Luke Harangody (Notre Dame), Tory Jackson (Notre Dame), \*Eugene Harvey (Seton Hall), Paul Harris (Syracuse), \*Scottie Reynolds (Villanova), Da'Sean Butler (West Virginia).

**Coach of the Year:** Mike Brey (Notre Dame)

**Player of the Year:** Jeff Green (Georgetown)

**Defensive Player of the Year:** Jerel McNeal (Marquette)

**Most Improved Player:** Herbert Hill (Providence)

**Rookie of the Year:** Scottie Reynolds (Villanova)

**Sportmanship Award:** Brandon Jenkins (Louisville)

## 2005-06

**First Team:** Eric Hicks (Cincinnati), \*Rudy Gay (Connecticut), \*Steve Novak (Marquette), Chris Quinn (Notre Dame), Aaron Gray (Pittsburgh), Quincy Douby (Rutgers), Gerry McNamara (Syracuse), \*Randy Foye (Villanova), \*Allan Ray (Villanova), Mike Gansey (West Virginia), Kevin Pittsnogle (West Virginia).

**Second Team:** Hilton Armstrong (Connecticut), Marcus Williams (Connecticut), Jeff Green (Georgetown), Roy Hibbert (Georgetown), Taquan Dean (Louisville), Carl Krauser (Pittsburgh), Donnie McGrath (Providence), Donald Copeland (Seton Hall), Kelly Whitney (Seton Hall), Kyle Lowry (Villanova).

**Honorable Mention:** James White (Cincinnati), Rashad Anderson (Connecticut), Josh Boone

# All-BIG EAST Honors

(Connecticut), Dominic James (Marquette), Lamont Hamilton (St. John's), Solomon Jones (USF).  
**All-Rookie Team:** \*Devan Downey (Cincinnati), Jeff Adrien (Connecticut), \*Wilson Chandler (DePaul), Sam Young (Pittsburgh), \*Dominic James (Marquette), Jerel McNeal (Marquette), Sharaud Curry (Providence), Geoff McDermott (Providence), JR Inman (Rutgers), Anthony Farmer (Rutgers), Eric Devendorf (Syracuse).

**Coach of the Year:** Jay Wright (Villanova)

**Player of the Year:** Randy Foye (Villanova)

**Defensive Player of the Year:** Hilton Armstrong (Connecticut)

**Most Improved Player:** Aaron Gray (Pittsburgh)

**Rookie of the Year:** Dominic James (Marquette)

**Sportmanship Award:** Chris Quinn (Notre Dame)

## 2004-05

**First Team:** Jared Dudley (Boston College), Craig Smith (Boston College), Chevon Troutman (Pittsburgh), Ryan Gomes (Providence), Gerry McNamara (Syracuse), Hakim Warrick (Syracuse).

**Second Team:** Josh Boone (Connecticut), Charlie Villanueva (Connecticut), Karl Krauser (Pittsburgh), Allan Ray (Villanova), Curtis Sumpter (Villanova).

**Third Team:** Marcus Williams (Connecticut), Brandon Bowman (Georgetown), Chris Thomas (Notre Dame), Darryl Hill (St. John's), Randy Foye (Villanova).

**Honorable Mention:** Jeff Green (Georgetown), Chris Taft (Pittsburgh), Josh Pace (Syracuse), Tyrone Sally (West Virginia).

**All-Rookie Team:** Sean Williams (Boston College), Rudy Gay (Connecticut), Jeff Green (Georgetown), Ronald Ramon (Pittsburgh), Ollie Bailey (Rutgers), Kyle Lowry (Villanova).

**Coach of the Year:** Al Skinner (Boston College)

**Player of the Year:** Hakim Warrick (Syracuse)

**Defensive Player of the Year:** Josh Boone (Connecticut)

**Most Improved Players:** Jared Dudley (Boston College) and Marcus Williams (Connecticut)

**Rookies of the Year:** Rudy Gay (Connecticut) and Jeff Green (Georgetown)

**Sportmanship Award:** Josh Pace (Syracuse)

## 2003-04

**First Team:** Craig Smith (Boston College), Ben Gordon (Connecticut), Emeka Okafor (Connecticut), Ryan Gomes (Providence), Andre Barrett (Seton Hall), Hakim Warrick (Syracuse), Bryant Matthews (Virginia Tech)

**Second Team:** Darius Rice (Miami), Chris Thomas (Notre Dame), Jaron Brown (Pittsburgh), Carl Krauser (Pittsburgh), Gerry McNamara (Syracuse)

**Third Team:** Gerald Riley (Georgetown), Chris Taft (Pittsburgh), Herve Lamizana (Rutgers), Allan Ray (Villanova), Curtis Sumpter (Villanova)

**Honorable Mention:** Taliek Brown (Connecticut), Torin Francis (Notre Dame), Julius Page (Pittsburgh), Kelly Whitney (Seton Hall)

**All-Rookie Team:** Jared Dudley (Boston College), Josh Boone (Connecticut), Charlie Villanueva (Connecticut), Guillermo Diaz (Miami), Chris Taft (Pittsburgh), Quincy Douby (Rutgers), Mike Nardi (Villanova)

**Coach of the Year:** Jamie Dixon (Pittsburgh)

**Player of the Year:** Emeka Okafor (Connecticut)

**Defensive Player of the Year:** Emeka Okafor (Connecticut)

**Most Improved Player:** Carl Krauser (Pittsburgh)

**Rookie of the Year:** Chris Taft (Pittsburgh)

**Sportmanship Award:** Jaron Brown (Pittsburgh)

## 2002-03

**First Team:** Troy Bell (Boston College), Emeka Okafor (Connecticut), Mike Sweetney (Georgetown), Matt Carroll (Notre Dame), Marcus Hatten (St. John's), Carmelo Anthony (Syracuse)

**Second Team:** Craig Smith (Boston College), Ben Gordon (Connecticut), Chris Thomas (Notre Dame), Brandin Knight (Pittsburgh), Ryan Gomes (Providence), Andre Barrett (Seton Hall)

**Third Team:** Darius Rice (Miami), Julius Page (Pittsburgh), Chevon Troutman (Pittsburgh), Hakim Warrick (Syracuse), Drew Schifino (West Virginia)

**Honorable Mention:** James Jones (Miami), Ontario Lett (Pittsburgh), Gary Buchanan (Villanova), Ricky Wright (Villanova), Bryant Matthews (Virginia Tech), Terry Taylor (Virginia Tech)

**All-Rookie Team:** Craig Smith (Boston College), Torin Francis (Notre Dame), Donnie McGrath (Providence), Kelly Whitney (Seton Hall), Carmelo Anthony (Syracuse), Gerry McNamara (Syracuse), Kevin Pittsnogle (West Virginia)

**Coach of the Year:** Louis Orr (Seton Hall)

**Player of the Year:** Troy Bell (Boston College)

**Defensive Player of the Year:** Emeka Okafor (Connecticut)

**Most Improved Player:** Hakim Warrick (Syracuse)

**Rookie of the Year:** Carmelo Anthony (Syracuse)

**Sportmanship Award:** Kueth Duany (Syracuse)

## 2001-02

**First Team:** Troy Bell (Boston College), Caron Butler (Connecticut), Michael Sweetney (Georgetown), Ryan Humphrey (Notre Dame), Brandin Knight (Pittsburgh), Marcus Hatten (St. John's), Preston Shumpert (Syracuse)

**Second Team:** Darius Rice (Miami), John Salmons (Miami), John Linehan (Providence), Rashod Kent (Rutgers), Ricky Wright (Villanova)

**Third Team:** Emeka Okafor (Connecticut), Kevin Braswell (Georgetown), James Jones (Miami), Chris Thomas (Notre Dame), DeShaun Williams (Syracuse), Chris Moss (West Virginia).

**Honorable Mention:** David Graves (Notre Dame), Jaron Brown (Pittsburgh), Julius Page (Pittsburgh), Jerome Coleman (Rutgers), Gary Buchanan (Villanova)

**All-Rookie Team:** Ben Gordon (Connecticut), Emeka Okafor (Connecticut), Chris Thomas (Notre Dame), Ryan Gomes (Providence), John Allen (Seton Hall)

**Coach of the Year:** Ben Howland (Pittsburgh)

**Players of the Year:** Caron Butler (Connecticut) and Brandin Knight (Pittsburgh)

**Defensive Player of the Year:** John Linehan (Providence)

**Most Improved Player:** Brandin Knight (Pittsburgh)

**Rookie of the Year:** Chris Thomas (Notre Dame)

## 2000-01

**First Team:** Troy Bell (Boston College), Troy Murphy (Notre Dame), Preston Shumpert (Syracuse), Michael Bradley (Villanova), Calvin Bowman (West Virginia)

**Second Team:** Kevin Braswell (Georgetown), Ricardo Greer (Pittsburgh), John Linehan (Providence), Eddie Griffin (Seton Hall), Damone Brown (Syracuse).

**Third Team:** Caron Butler (Connecticut), John Salmons (Miami), Ryan Humphrey (Notre Dame), Todd Billet (Rutgers), Omar Cook (St. John's)

**Honorable Mention:** Albert Mouring (Connecticut), Michael Sweetney (Georgetown), Darius Lane (Seton Hall).

**All-Rookie Team:** Caron Butler (Connecticut), Michael Sweetney (Georgetown), Darius Rice (Miami), Omar Cook (St. John's), Eddie Griffin (Seton Hall)

**Coach of the Year:** Al Skinner (Boston College)

**Players of the Year:** Troy Murphy (Notre Dame) and Troy Bell (Boston College)

**Defensive Player of the Year:** John Linehan (Providence)

**Most Improved Players:** Preston Shumpert (Syracuse) and Calvin Bowman (West Virginia)

**Rookie of the Year:** Eddie Griffin (Seton Hall)

## 1999-2000

**First Team:** Khalid El-Amin (Connecticut), Troy Murphy (Notre Dame), Erick Barkley (St. John's), Jason Hart (Syracuse), Etan Thomas (Syracuse)

**Second Team:** Johnny Hemsley (Miami), Ricardo Greer (Pittsburgh), Lavor Postell (St. John's), Shaheen Holloway (Seton Hall), Malik Allen (Villanova)

**Third Team:** Ruben Boumtje Boumtje (Georgetown), Mario Bland (Miami), Bootsyt Thornton (St. John's), Ryan Blackwell (Syracuse), Marcus Goree (West Virginia)

**All-Rookie Team:** Troy Bell (Boston College), Darius Lane (Seton Hall), Anthony Glover (St. John's), Samuel Dalembert (Seton Hall), Gary Buchanan (Villanova)

**Coach of the Year:** Jim Boeheim (Syracuse)

**Player of the Year:** Troy Murphy (Notre Dame)

**Defensive Player of the Year:** Etan Thomas (Syracuse)

**Most Improved Players:** Ricardo Greer (Pittsburgh) and Shaheen Holloway (Seton Hall)

**Rookie of the Year:** Troy Bell (Boston College)

## 1998-99

**First Team:** Richard Hamilton (Connecticut), Tim James (Miami), Johnny Hemsley (Miami), Jamel Thomas (Providence), Ron Artest (St. John's).

**Second Team:** Khalid El-Amin (Connecticut), Troy Murphy (Notre Dame), Bootsyt Thornton (St. John's), Etan Thomas (Syracuse), Marcus Goree (West Virginia).

**Third Team:** Vontego Cummings (Pittsburgh), Isaac Hawkins (Pittsburgh), Rob Hodgson (Rutgers), Jason Hart (Syracuse), John Celestand (Villanova)

**All-Rookie Team:** Kevin Braswell (Georgetown), Anthony Perry (Georgetown), Troy Murphy (Notre Dame), Dahntay Jones (Rutgers), Erick Barkley (St. John's)

**Coach of the Year:** Leonard Hamilton (Miami)

**Players of the Year:** Richard Hamilton (Connecticut) and Tim James (Miami)

**Defensive Player of the Year:** Etan Thomas (Syracuse)

**Most Improved Player:** Johnny Hemsley (Miami)

**Rookie of the Year:** Troy Murphy (Notre Dame)

## All-BIG EAST Honors

**1997-98**

**First Team:** Richard Hamilton (Connecticut), Tim James (Miami), Pat Garrity (Notre Dame), Felipe Lopez (St. John's), Damian Owens (West Virginia).  
**Second Team:** Vonteego Cummings (Pittsburgh), Jamel Thomas (Providence), Zendon Hamilton (St. John's), Levell Sanders (Seton Hall), Todd Burgan (Syracuse)  
**Third Team:** Antonio Granger (Boston College), Duane Woodward (Boston College), Khalid El-Amin (Connecticut), Shaheen Holloway (Seton Hall), Etan Thomas (Syracuse).  
**All-Rookie Team:** Khalid El-Amin (Connecticut), Martin Inglesby (Notre Dame), Ricardo Greer (Pittsburgh), Jeff Greer (Rutgers), Ron Artest (St. John's)  
**Coach of the Year:** Jim Calhoun (Connecticut)  
**Player of the Year:** Richard Hamilton (Connecticut)  
**Defensive Player of the Year:** Damian Owens (West Virginia)  
**Most Improved Player:** Etan Thomas (Syracuse)  
**Rookie of the Year:** Khalid El-Amin (Connecticut)

**1996-97**

**First Team:** Danya Abrams (Boston College), Victor Page (Georgetown), Pat Garrity (Notre Dame), Austin Croshere (Providence), Alvin Williams (Villanova)  
**Second Team:** Tim James (Miami), Vonteego Cummings (Pittsburgh), Zendon Hamilton (St. John's), Shaheen Holloway (Seton Hall), Otis Hill (Syracuse), Jason Lawson (Villanova)  
**Third Team:** Derrick Brown (Providence), Felipe Lopez (St. John's), Jason Cipolla (Syracuse), Tim Thomas (Villanova), Damian Owens (West Virginia),  
**All-Rookie Team:** Richard Hamilton (Connecticut), Earl Johnson (Rutgers), Shaheen Holloway (Seton Hall), Jason Hart (Syracuse), Tim Thomas (Villanova)  
**Coach of the Year:** John MacLeod (Notre Dame)  
**Player of the Year:** Pat Garrity (Notre Dame)  
**Defensive Player of the Year:** Jason Lawson (Villanova)  
**Most Improved Player:** Ya Ya Dia (Georgetown)  
**Rookie of the Year:** Tim Thomas (Villanova)

**1995-96**

**First Team:** Danya Abrams (Boston College), Kerry Kittles (Villanova), John Wallace (Syracuse), Ray Allen (Connecticut), Allen Iverson (Georgetown).  
**Second Team:** Zendon Hamilton (St. John's), Jason Lawson (Villanova), Adrian Griffin (Seton Hall), Damon Santiago (Rutgers), Doron Sheffer (Connecticut)  
**Third Team:** Austin Croshere (Providence), Pat Garrity (Notre Dame), Damian Owens (West Virginia), Othella Harrington (Georgetown), Jerome Williams (Georgetown)  
**All-Rookie Team:** Tim James (Miami), Gordon Malone (West Virginia), Geoff Billet (Rutgers), Victor Page (Georgetown), James "Scoonie" Penn (Boston College), God Shammgod (Providence).  
**Coaches of the Year:** Jim Calhoun (Connecticut) and Jim O'Brien (Boston College)  
**Player of the Year:** Ray Allen (Connecticut)  
**Defensive Player of the Year:** Allen Iverson (Georgetown)  
**Rookie of the Year:** James "Scoonie" Penn (Boston College)

**1994-95**

**First Team:** Danya Abrams (Boston College), Eric Williams (Providence), John Wallace (Syracuse), Ray Allen (Connecticut), Lawrence Moten (Syracuse), Kerry Kittles (Villanova)  
**Second Team:** Jaime Peterson (Pittsburgh), Eric Eberz (Villanova), Jason Lawson (Villanova), Doron Sheffer (Connecticut), Allen Iverson (Georgetown)  
**Third Team:** Adrian Griffin (Seton Hall), Donny Marshall (Connecticut), Jerome Williams (Georgetown), Constantin Popa (Miami), Felipe Lopez (St. John's), Kevin Ollie (Connecticut).  
**All-Rookie Team:** Donnell Williams (Seton Hall), Zendon Hamilton (St. John's), Allen Iverson (Georgetown), Kevin Norris (Miami), Felipe Lopez (St. John's)  
**Coach of the Year:** Leonard Hamilton (Miami)  
**Player of the Year:** Kerry Kittles (Villanova)  
**Defensive Player of the Year:** Allen Iverson (Georgetown)  
**Rookie of the Year:** Allen Iverson (Georgetown)

**1993-94**

**First Team:** Donyell Marshall (Connecticut), Bill Curley (Boston College), Kerry Kittles (Villanova), Lawrence Moten (Syracuse), Adrian Autry (Syracuse).  
**Second Team:** Michael Smith (Providence), Othella Harrington (Georgetown), Arturas Karnishovas (Seton Hall), John Wallace (Syracuse), Howard Easley (Boston College).  
**Third Team:** Eric Mobley (Pittsburgh), Shawnelle Scott (St. John's), Donny Marshall (Connecticut), Jerry McCullough (Pittsburgh), Doron Sheffer (Connecticut).  
**All-Rookie Team:** Danya Abrams (Boston College), Otis Hill (Syracuse), Jason Lawson (Villanova), Ray Allen (Connecticut), Doron Sheffer (Connecticut).  
**Coach of the Year:** Jim Calhoun (Connecticut)  
**Player of the Year:** Donyell Marshall (Connecticut)  
**Defensive Player of the Year:** Donyell Marshall (Connecticut)  
**Rookie of the Year:** Doron Sheffer (Connecticut)

**1992-93**

**First Team:** Bill Curley (Boston College), Donyell Marshall (Connecticut), Lawrence Moten (Syracuse), David Cain (St. John's), Terry Dehere (Seton Hall).  
**Second Team:** Arturas Karnishovas (Seton Hall), Shawnelle Scott (St. John's), Michael Smith (Providence), Howard Easley (Boston College), Jerry McCullough (Pittsburgh).  
**Third Team:** Constantin Popa (Miami), Lamont Middleton (St. John's), Jerry Walker (Seton Hall), Adrian Autry (Syracuse), Scott Burrell (Connecticut).  
**All-Rookie Team:** Othella Harrington (Georgetown), Kerry Kittles (Villanova), John Wallace (Syracuse), Michael Brown (Providence), Steve Edwards (Miami).  
**Coach of the Year:** Brian Mahoney (St. John's)  
**Player of the Year:** Terry Dehere (Seton Hall)  
**Defensive Player of the Year:** Jerry Walker (Seton Hall)  
**Rookie of the Year:** Othella Harrington (Georgetown)

**1991-92**

**First Team:** Alonzo Mourning (Georgetown), Malik Sealy (St. John's), Dave Johnson (Syracuse), Chris Smith (Connecticut), Terry Dehere (Seton Hall).  
**Second Team:** Bill Curley (Boston College), Scott Burrell (Connecticut), Jerry Walker (Seton Hall), Sean Miller (Pittsburgh), Lance Miller (Villanova).  
**Third Team:** Rod Sellers (Connecticut), Darren Morningstar (Pittsburgh), Michael Smith (Providence), Marques Bragg (Providence), Joey Brown (Georgetown), Lawrence Moten (Syracuse)  
**All-Rookie Team:** Donyell Marshall (Connecticut), Orlando Antigua (Pittsburgh), Michael Smith (Providence), Irvin Church (Georgetown), Lawrence Moten (Syracuse)  
**Coach of the Year:** John Thompson (Georgetown)  
**Player of the Year:** Alonzo Mourning (Georgetown)  
**Defensive Player of the Year:** Alonzo Mourning (Georgetown)  
**Rookie of the Year:** Lawrence Moten (Syracuse)

**1990-91**

**First Team:** Billy Owens (Syracuse), Malik Sealy (St. John's), Dikembe Mutombo (Georgetown), Terry Dehere (Seton Hall), Eric Murdock (Providence)  
**Second Team:** Dave Johnson (Syracuse), Brian Shorter (Pittsburgh), Anthony Avent (Seton Hall), Chris Smith (Connecticut), Jason Buchanan (St. John's)  
**Third Team:** Scott Burrell (Connecticut), Alonzo Mourning (Georgetown), Robert Werdann (St. John's), Jason Matthews (Pittsburgh), Lance Miller (Villanova)  
**All-Rookie Team:** Billy Curley (Boston College), Robert Churchwell (Georgetown), Jerry Walker (Seton Hall), Adrian Autry (Syracuse), Charles Harrison (Georgetown)  
**Coach of the Year:** Jim Boeheim (Syracuse)  
**Player of the Year:** Billy Owens (Syracuse)  
**Defensive Player of the Year:** Dikembe Mutombo (Georgetown)  
**Rookie of the Year:** Billy Curley (Boston College)

**1989-90**

**First Team:** Mark Tilimon (Georgetown), Alonzo Mourning (Georgetown), Brian Shorter (Pittsburgh), Greg "Boo" Harvey (St. John's), Derrick Coleman (Syracuse), Billy Owens (Syracuse)  
**Second Team:** Chris Smith (Connecticut), Dikembe Mutombo (Georgetown), Carlton Screen (Providence), Malik Sealy (St. John's), Stephen Thompson (Syracuse)  
**Third Team:** Tate George (Connecticut), Nadav Henefeld (Connecticut), Dwayne Bryant (Georgetown), Jason Matthews (Pittsburgh), Marty Conlon (Providence)  
**All-Rookie Team:** Nadav Henefeld (Connecticut), Scott Burrell (Connecticut), Terry Dehere (Seton Hall), Michael Edwards (Syracuse), Lance Miller (Villanova).  
**Coach of the Year:** Jim Calhoun (Connecticut)  
**Player of the Year:** Derrick Coleman (Syracuse)  
**Defensive Players of the Year:** Dikembe Mutombo and Alonzo Mourning (Georgetown)  
**Rookie of the Year:** Nadav Henefeld (Connecticut)

# All-BIG EAST Honors

## 1988-89

**First Team:** Sherman Douglas (Syracuse), Charles Smith (Georgetown), Ramon Ramos (Seton Hall), Brian Shorter (Pittsburgh), Derrick Coleman (Syracuse)

**Second Team:** Dana Barros (Boston College), Stephen Thompson (Syracuse), Jayson Williams (St. John's), Alonzo Mourning (Georgetown), Cliff Robinson (Connecticut)

**Third Team:** Eric Murdock (Providence), Jason Matthews (Pittsburgh), John Morton (Seton Hall), Andrew Gaze (Seton Hall), Doug West (Villanova)

**All-Rookie Team:** Malik Sealy (St. John's), Brian Shorter (Pittsburgh), Alonzo Mourning (Georgetown), Billy Owens (Syracuse), Marc Dowdell (Villanova)

**Coach of the Year:** P.J. Carlesimo (Seton Hall)

**Player of the Year:** Charles Smith (Georgetown)

**Defensive Player of the Year:** Alonzo Mourning (Georgetown)

**Rookie of the Year:** Brian Shorter (Pittsburgh)

## 1987-88

**First Team:** Mark Bryant (Seton Hall), Charles Smith (Pittsburgh), Dana Barros (Boston College), Sherman Douglas (Syracuse), Derrick Coleman (Syracuse)

**Second Team:** Jerome Lane (Pittsburgh), Shelton Jones (St. John's), Rony Seikaly (Syracuse), Charles Smith (Georgetown), Doug West (Villanova)

**Third Team:** Cliff Robinson (Connecticut), Mark Plansky (Villanova), Tom Greis (Villanova), Steve Wright (Providence), Michael Porter (St. John's)

**All-Freshman Team:** Corey Beasley (Boston College), Bobby Martin (Pittsburgh), Sean Miller (Pittsburgh), Jason Matthews (Pittsburgh), Eric Murdock (Providence)

**Coach of the Year:** P.J. Carlesimo (Seton Hall)

**Player of the Year:** Charles Smith (Pittsburgh)

**Defensive Player of the Year:** Gary Massey (Villanova)

**Freshman of the Year:** Sean Miller (Pittsburgh)

## 1986-87

**First Team:** Reggie Williams (Georgetown), Charles Smith (Pittsburgh), Jerome Lane (Pittsburgh), Billy Donovan (Providence), Mark Jackson (St. John's), Sherman Douglas (Syracuse)

**Second Team:** Dana Barros (Boston College), Perry McDonald (Georgetown), Mark Bryant (Seton Hall), Rony Seikaly (Syracuse), Harold Jensen (Villanova)

**Third Team:** Derrick Coleman (Syracuse), Greg Monroe (Syracuse), David Kipfer (Providence), James Major (Seton Hall), Willie Glass (St. John's)

**All-Freshman Team:** Dwayne Bryant (Georgetown), Mark Tilimon (Georgetown), Derrick Coleman (Syracuse), Tate George (Connecticut), Rod Brookin (Pittsburgh)

**Coach of the Year:** John Thompson (Georgetown)

**Player of the Year:** Reggie Williams (Georgetown)

**Defensive Player of the Year:** Mark Jackson (St. John's)

**Freshman of the Year:** Derrick Coleman (Syracuse)

## 1985-86

**First Team:** Reggie Williams (Georgetown), Mark Jackson (St. John's), Walter Berry (St. John's), Dwayne Washington (Syracuse), Harold Pressley (Villanova)

**Second Team:** Earl Kelley (Connecticut), David Wingate (Georgetown), Rafael Addison (Syracuse), Rony Seikaly (Syracuse), Wendell Alexis (Syracuse)

**Third Team:** Roger McCready (Boston College), Michael Jackson (Georgetown), Demetreus Gore (Pittsburgh), Charles Smith (Pittsburgh), Billy Donovan (Providence)

**All-Freshman Team:** Dana Barros (Boston College), Kenny Wilson (Villanova), Doug West (Villanova), Johnathan Edwards (Georgetown), Phil Gamble (Connecticut)

**Coach of the Year:** Lou Carnesecca (St. John's)

**Player of the Year:** Walter Berry (St. John's)

**Defensive Player of the Year:** Harold Pressley (Villanova)

**Freshman of the Year:** Dana Barros (Boston College)

## 1984-85

**First Team:** Patrick Ewing (Georgetown), Chris Mullin (St. John's), Rafael Addison (Syracuse), Dwayne Washington (Syracuse), Ed Pinckney (Villanova)

**Second Team:** Earl Kelley (Connecticut), Michael Adams (Boston College), Bill Wennington (St. John's), Walter Berry (St. John's), Bill Martin (Georgetown)

**Third Team:** Michael Jackson (Georgetown), Mike Moses (St. John's), Dwayne McClain (Villanova), Andre McCloud (Seton Hall), David Wingate (Georgetown), Charles Smith (Pittsburgh)

**All-Freshman Team:** Skip Barry (Boston College), Charles Smith (Pittsburgh), Mark Bryant (Seton Hall), Michael Brown (Syracuse), Rony Seikaly (Syracuse)

**Coach of the Year:** Lou Carnesecca (St. John's)

**Players of the Year:** Patrick Ewing (Georgetown) and Chris Mullin (St. John's)

**Defensive Player of the Year:** Patrick Ewing (Georgetown)

**Freshman of the Year:** Charles Smith (Pittsburgh)

## 1983-84

**First Team:** Jay Murphy (Boston College), Patrick Ewing (Georgetown), Otis Thorpe (Providence), Chris Mullin (St. John's), Dwayne Washington (Syracuse)

**Second Team:** Michael Adams (Boston College), David Wingate (Georgetown), Ed Pinckney (Villanova), Rafael Addison (Syracuse), Clyde Vaughan (Pittsburgh)

**Third Team:** Michael Jackson (Georgetown), Karl Hobbs (Connecticut), Bill Wennington (St. John's), Dwayne McClain (Villanova), Harold Pressley (Villanova), Andre McCloud (Seton Hall)

**All-Freshman Team:** Michael Graham (Georgetown), Reggie Williams (Georgetown), Willie Glass (St. John's), Mark Jackson (St. John's), Dwayne Washington (Syracuse)

**Coach of the Year:** Jim Boeheim (Syracuse)

**Players of the Year:** Patrick Ewing (Georgetown) and Chris Mullin (St. John's)

**Defensive Player of the Year:** Patrick Ewing (Georgetown)

**Freshman of the Year:** Dwayne Washington (Syracuse)

## 1982-83

**First Team:** Patrick Ewing (Georgetown), Erich Santifer (Syracuse), Chris Mullin (St. John's), Ed Pinckney (Villanova), John Pinone (Villanova)

**Second Team:** Michael Adams (Boston College), Stewart Granger (Villanova), John Garris (Boston College), Jay Murphy (Boston College), David Russell (St. John's)

**Third Team:** Ron Jackson (Providence), Leo Rautins (Syracuse), Otis Thorpe (Providence), Billy Goodwin (St. John's), Clyde Vaughan (Pittsburgh)

**All-Freshman Team:** Earl Kelley (Connecticut), Michael Jackson (Georgetown), David Wingate (Georgetown), Andre McCloud (Seton Hall), Rafael Addison (Syracuse)

**Coach of the Year:** Lou Carnesecca (St. John's)

**Player of the Year:** Chris Mullin (St. John's)

**Defensive Player of the Year:** Patrick Ewing (Georgetown)

**Freshman of the Year:** Earl Kelley (Connecticut)

## 1981-82

**First Team:** John Bagley (Boston College), Corny Thompson (Connecticut), Eric Floyd (Georgetown), David Russell (St. John's), Dan Callandrillo (Seton Hall), John Pinone (Villanova)

**Second Team:** Erich Santifer (Syracuse), Chris Mullin (St. John's), Stewart Granger (Villanova), Patrick Ewing (Georgetown), Mike McKay (Connecticut)

**Third Team:** Ron Jackson (Providence), Eric Smith (Georgetown), Otis Thorpe (Providence), Tony Bruin (Syracuse), Billy Goodwin (St. John's)

**All-Freshman Team:** Patrick Ewing (Georgetown), Anthony Jones (Georgetown), Chris Mullin (St. John's), Dwayne McClain (Villanova), Ed Pinckney (Villanova)

**Coach of the Year:** Rollie Massimino (Villanova)

**Player of the Year:** Dan Callandrillo (Seton Hall)

**Defensive Player of the Year:** Patrick Ewing (Georgetown)

**Freshman of the Year:** Patrick Ewing (Georgetown)

## 1980-81

**First Team:** John Bagley (Boston College), Corny Thompson (Connecticut), Eric Floyd (Georgetown), Dan Schayes (Syracuse), John Pinone (Villanova)

**Second Team:** Marty Headd (Syracuse), Dan Callandrillo (Seton Hall), Chuck Aleksinas (Connecticut), Eric Smith (Georgetown), David Russell (St. John's)

**Third Team:** Stewart Granger (Villanova), Dwan Chandler (Boston College), Wayne McKoy (St. John's), Howard McNeil (Seton Hall), Mike McKay (Connecticut), Frank Gilroy (St. John's)

**All-Freshman Team:** Martin Clark (Boston College), Jay Murphy (Boston College), Vern Giscombe (Connecticut), Fred Brown (Georgetown), Otis Thorpe (Providence), Sir John Collins (Seton Hall)

**Coach of the Year:** Tom Davis (Boston College)

**Player of the Year:** John Bagley (Boston College)

**Freshman of the Year:** Fred Brown (Georgetown)

# All-BIG EAST Honors

## 1979-80

**First Team:** John Duren (Georgetown), Craig Shelton (Georgetown), Reggie Carter (St. John's), Roosevelt Bouie (Syracuse), Louis Orr (Syracuse)

**Second Team:** Dan Callandrillo (Seton Hall), Eric Floyd (Georgetown), Wayne McKoy (St. John's), Corny Thompson (Connecticut), David Russell (St. John's)


**Third Team:** Eddie Moss (Syracuse), Marty Headd (Syracuse), Joe Beaulieu (Boston College), Mike McKay (Connecticut), Rudy Williams (Providence)

**All-Freshman Team:** John Bagley (Boston College), Bruce Kuczenski (Connecticut), Ricky Tucker (Providence), David Russell (St. John's), Erich Santifer (Syracuse)

**Coach of the Year:** John Thompson (Georgetown)

**Player of the Year:** John Duren (Georgetown)

**Freshman of the Year:** David Russell (St. John's)



Louis Orr, Syracuse

## PLAYER OF THE YEAR

2018-19	Markus Howard (Marquette)
2017-18	Jalen Brunson (Villanova)
2016-17	Josh Hart (Villanova)
2015-16	Kris Dunn (Providence)
2014-15	Kris Dunn (Providence)
	Ryan Arcidiacono (Villanova)
2013-14	Doug McDermott (Creighton)
2012-13	Otto Porter (Georgetown)
2011-12	Jae Crowder (Marquette)
2010-11	Ben Hansbrough (Notre Dame)
2009-10	Wes Johnson (Syracuse)
2008-09	DeJuan Blair (Pittsburgh)
	Hasheem Thabeet (Connecticut)
2007-08	Luke Harangody (Notre Dame)
2006-07	Jeff Green (Georgetown)
2005-06	Randy Foye (Villanova)
2004-05	Hakim Warrick (Syracuse)
2003-04	Emeka Okafor (Connecticut)
2002-03	Troy Bell (Boston College)
2001-02	Caron Butler (Connecticut)
	Brandin Knight (Pittsburgh)
2000-01	Troy Bell (Boston College)
	Troy Murphy (Notre Dame)
1999-00	Troy Murphy (Notre Dame)
1998-99	Richard Hamilton (Connecticut)
	Tim James (Miami)
1997-98	Richard Hamilton (Connecticut)
1996-97	Pat Garrity (Notre Dame)
1995-96	Ray Allen (Connecticut)
1994-95	Kerry Kittles (Villanova)
1993-94	Donyell Marshall (Connecticut)
1992-93	Terry Dehere (Seton Hall)
1991-92	Alonzo Mourning (Georgetown)
1990-91	Billy Owens (Syracuse)
1989-90	Derrick Coleman (Syracuse)
1988-89	Charles Smith (Georgetown)
1987-88	Charles Smith (Pittsburgh)
1986-87	Reggie Williams (Georgetown)
1985-86	Walter Berry (St. John's)
1984-85	Patrick Ewing (Georgetown)
	Chris Mullin (St. John's)
1983-84	Patrick Ewing (Georgetown)
	Chris Mullin (St. John's)
1982-83	Chris Mullin (St. John's)
1981-82	Dan Calandrillo (Seton Hall)
1980-81	John Bagley (Boston College)
1979-80	John Duren (Georgetown)

## FRESHMAN OF THE YEAR

2018-19	James Akinjo (Georgetown)
2017-18	Omari Spellman (Villanova)
2016-17	Justin Patton (Creighton)
2015-16	Henry Ellenson (Marquette)
2014-15	Angel Delgado (Seton Hall)
2013-14	Billy Garrett, Jr. (DePaul)
2012-13	JaKarr Sampson (St. John's)
2011-12	Moe Harkless (St. John's)
2010-11	Cleveland Melvin (DePaul)
2009-10	Lance Stephenson (Cincinnati)
2008-09	Greg Monroe (Georgetown)
2007-08	DeJuan Blair (Pittsburgh)
	Jonny Flynn (Syracuse)
2006-07	Scottie Reynolds (Villanova)
2005-06	Dominic James (Marquette)
2004-05	Rudy Gay (Connecticut)
	Jeff Green (Georgetown)
2003-04	Chris Taft (Pittsburgh)
2002-03	Carmelo Anthony (Syracuse)
2001-02	Chris Thomas (Notre Dame)
2000-01	Eddie Griffin (Seton Hall)
1999-00	Troy Bell (Boston College)
1998-99	Troy Murphy (Notre Dame)
1997-98	Khalid El-Amin (Connecticut)
1996-97	Tim Thomas (Villanova)
1995-96	James "Scoonie" Penn (Boston Col.)
1994-95	Allen Iverson (Georgetown)
1993-94	Doron Sheffer (Connecticut)
1992-93	Othella Harrington (Georgetown)
1991-92	Lawrence Moten (Syracuse)
1990-91	Billy Curley (Boston College)
1989-90	Nadav Henefeld (Connecticut)
1988-89	Brian Shorter (Pittsburgh)
1987-88	Sean Miller (Pittsburgh)
1986-87	Derrick Coleman (Syracuse)
1985-86	Dana Barros (Boston College)
1984-85	Charles Smith (Pittsburgh)
1983-84	Dwayne Washington (Syracuse)
1982-83	Earl Kelley (Connecticut)
1981-82	Patrick Ewing (Georgetown)
1980-81	Fred Brown (Georgetown)
1979-80	David Russell (St. John's)

*Note: The award was called Rookie of the Year through the 2014-15 season.*

## THREE-TIME ALL-BIG EAST FIRST TEAM SELECTIONS

Trevon Bluiett, Xavier (2016-18)  
 Luke Harangody, Notre Dame (2008-10)  
 Troy Bell, Boston College (2001-03)  
 Danya Abrams, Boston College (1995-97)  
 Kerry Kittles, Villanova (1994-96)  
 Lawrence Moten, Syracuse (1993-95)  
 Terry Dehere, Seton Hall (1991-93)  
 Derrick Coleman, Syracuse (1988-90)  
 Sherman Douglas, Syracuse (1987-89)  
 Dwayne Washington, Syracuse (1984-86)  
 Chris Mullin, St. John's (1983-85)  
 Patrick Ewing, Georgetown (1983-85)  
 John Pinone, Villanova (1981-83)



# All-BIG EAST Honors

## DEFENSIVE PLAYER OF THE YEAR

2018-19 Justin Simon (St. John's)  
2017-18 Khyri Thomas (Creighton)  
2016-17 Khyri Thomas (Creighton)  
Mikal Bridges (Villanova)  
Josh Hart (Villanova)  
2015-16 Kris Dunn (Providence)  
2014-15 Kris Dunn (Providence)  
Sir'Dominic Pointer (St. John's)  
2013-14 Fuquan Edwin (Seton Hall)  
2012-13 Gorgui Dieng (Louisville)  
2011-12 Fab Melo (Syracuse)  
2010-11 Rick Jackson (Syracuse)  
2009-10 Hamady Ndiaye (Rutgers)  
2008-09 Hasheem Thabeet (Connecticut)  
2007-08 Hasheem Thabeet (Connecticut)  
2006-07 Jerel McNeal (Marquette)  
2005-06 Hilton Armstrong (Connecticut)  
2004-05 Josh Boone (Connecticut)  
2003-04 Emeka Okafor (Connecticut)  
2002-03 Emeka Okafor (Connecticut)  
2001-02 John Linehan (Providence)  
2000-01 John Linehan (Providence)  
1999-00 Etan Thomas (Syracuse)  
1998-99 Etan Thomas (Syracuse)  
1997-98 Damian Owens (West Virginia)  
1996-97 Jason Lawson (Villanova)  
1995-96 Allen Iverson (Georgetown)  
1994-95 Allen Iverson (Georgetown)  
1993-94 Donyell Marshall (Connecticut)  
1992-93 Jerry Walker (Seton Hall)  
1991-92 Alonzo Mourning (Georgetown)  
1990-91 Dikembe Mutombo (Georgetown)  
1989-90 Dikembe Mutombo (Georgetown)  
Alonzo Mourning (Georgetown)  
1988-89 Alonzo Mourning (Georgetown)  
1987-88 Gary Massey (Villanova)  
1986-87 Mark Jackson (St. John's)  
1985-86 Harold Pressley (Villanova)  
1984-85 Patrick Ewing (Georgetown)  
1983-84 Patrick Ewing (Georgetown)  
1982-83 Patrick Ewing (Georgetown)  
1981-82 Patrick Ewing (Georgetown)

## MOST IMPROVED PLAYER

2018-19 Paul Reed (DePaul)  
2017-18 Myles Powell (Seton Hall)  
2016-17 Kyrton Cartwright (Providence)  
2015-16 Ben Bertil (Providence)  
2014-15 Sir'Dominic Pointer (St. John's)  
2013-14 Darrun Hilliard (Villanova)  
Daniel Ochefu (Villanova)  
2012-13 Kadeem Batts (Providence)  
Michael Carter-Williams (Syracuse)  
2011-12 Jack Cooley (Notre Dame)  
2010-11 Dwight Hardy (St. John's)  
2009-10 Ashton Gibbs (Pittsburgh)  
2008-09 Dante Cunningham (Villanova)  
2007-08 Sam Young (Pittsburgh)  
2006-07 Herbert Hill (Providence)  
2005-06 Aaron Gray (Pittsburgh)  
2004-05 Jared Dudley (Boston College)  
Marcus Williams (Connecticut)  
2003-04 Carl Krauser (Pittsburgh)  
2002-03 Hakim Warrick (Syracuse)  
2001-02 Brandin Knight (Pittsburgh)  
2000-01 Preston Shumpert (Syracuse)  
Calvin Bowman (West Virginia)  
1999-00 Ricardo Greer (Pittsburgh)  
Shaheen Holloway (Seton Hall)  
1998-99 Johnny Hemsley (Miami)  
1997-98 Etan Thomas (Syracuse)  
1996-97 Ya Ya Dia (Georgetown)

## SPORTSMANSHIP AWARD

2018-19 Nate Fowler (Butler)  
2017-18 Tyler Wideman (Butler)  
2016-17 Billy Garrett Jr. (DePaul)  
2015-16 Kellen Dunham (Butler)  
2014-15 Alex Barlow (Butler)  
2013-14 Chris Otule (Marquette)  
2012-13 Junior Cadougan (Marquette)  
2011-12 Jason Clark (Georgetown)  
2010-11 Brad Wanamaker (Pittsburgh)  
2009-10 Tory Jackson (Notre Dame)  
2008-09 Alex Ruoff (West Virginia)  
2007-08 Ronald Ramon (Pittsburgh)  
Darris Nichols (West Virginia)  
2006-07 Brandon Jenkins (Louisville)  
2005-06 Chris Quinn (Notre Dame)  
2004-05 Josh Pace (Syracuse)  
2003-04 Jaron Brown (Pittsburgh)  
2002-03 Kueth Duany (Syracuse)  
2001-02 John Salmons (Miami)

## SIXTH MAN AWARD

2018-19 Paul Jorgensen (Butler)  
2017-18 Donte DiVincenzo (Villanova)  
2016-17 Andrew Rowsey (Marquette)  
2015-16 J.P. Macura (Xavier)  
2014-15 Josh Hart (Villanova)  
2013-14 Davante Gardner (Marquette)  
2012-13 Davante Gardner (Marquette)  
2011-12 Dion Waiters (Syracuse)  
2010-11 Justin Burrell (St. John's)  
2009-10 Kris Joseph (Syracuse)  
2008-09 Corey Fisher (Villanova)  
2007-08 Patrick Ewing, Jr. (Georgetown)

## COACH OF THE YEAR

2018-19 Jay Wright (Villanova)  
2017-18 Chris Mack (Xavier)  
2016-17 Chris Holtmann (Butler)  
2015-16 Kevin Willard (Seton Hall)  
Jay Wright (Villanova)  
2014-15 Jay Wright (Villanova)  
2013-14 Jay Wright (Villanova)  
2012-13 John Thompson III (Georgetown)  
2011-12 Stan Heath (USF)  
2010-11 Mike Brey (Notre Dame)  
2009-10 Jim Boeheim (Syracuse)  
2008-09 Jay Wright (Villanova)  
2007-08 Mike Brey (Notre Dame)  
2006-07 Mike Brey (Notre Dame)  
2005-06 Jay Wright (Villanova)  
2004-05 Al Skinner (Boston College)  
2003-04 Jamie Dixon (Pittsburgh)  
2002-03 Louis Orr (Seton Hall)  
2001-02 Ben Howland (Pittsburgh)  
2000-01 Al Skinner (Boston College)  
1999-00 Jim Boeheim (Syracuse)  
1998-99 Leonard Hamilton (Miami)  
1997-98 Jim Calhoun (Connecticut)  
1996-97 John MacLeod (Notre Dame)  
1995-96 Jim Calhoun (Connecticut)  
Jim O'Brien (Boston College)  
1994-95 Leonard Hamilton (Miami)  
1993-94 Jim Calhoun (Connecticut)  
1992-93 Brian Mahoney (St. John's)  
1991-92 John Thompson (Georgetown)  
1990-91 Jim Boeheim (Syracuse)  
1989-90 Jim Calhoun (Connecticut)  
1988-89 P.J. Carlesimo (Seton Hall)  
1987-88 P.J. Carlesimo (Seton Hall)  
1986-87 John Thompson (Georgetown)  
1985-86 Lou Carnesecca (St. John's)  
1984-85 Lou Carnesecca (St. John's)  
1983-84 Jim Boeheim (Syracuse)  
1982-83 Lou Carnesecca (St. John's)  
1981-82 Rollie Massimino (Villanova)  
1980-81 Tom Davis (Boston College)  
1979-80 John Thompson (Georgetown)

# Year-by-Year Standings

## 2018-19

	BIG EAST	OVERALL
Villanova	13-5	26-10
Marquette	12-6	24-10
Seton Hall	9-9	20-14
Xavier	9-9	19-16
Creighton	9-9	20-15
Georgetown	9-9	19-14
St. John's	8-10	21-13
Providence	7-11	18-16
Butler	7-11	16-17
DePaul	7-11	19-17

**NCAA:** Villanova (Round of 32), Marquette, Seton Hall, St. John's. **NIT:** Xavier, Creighton, Georgetown, Providence, Butler. **CBI:** DePaul (2nd).

## 2017-18

	BIG EAST	OVERALL
Xavier	15-3	29-6
Villanova	14-4	36-4
Seton Hall	10-8	22-12
Creighton	10-8	21-12
Providence	10-8	21-14
Butler	9-9	21-14
Marquette	9-9	21-14
Georgetown	5-13	15-15
St. John's	4-14	16-17
DePaul	4-14	11-20

**NCAA:** Xavier (Round of 32), Villanova (National Champion), Seton Hall (Round of 32), Creighton, Providence, Butler (Final 16).

**NIT:** Marquette (Quarterfinals).

## 2016-17

	BIG EAST	OVERALL
Villanova	15-3	32-4
Butler	12-6	25-9
Providence	10-8	20-13
Marquette	10-8	19-13
Seton Hall	10-8	21-12
Creighton	10-8	25-10
Xavier	9-9	24-14
St. John's	7-11	14-19
Georgetown	5-13	14-18
DePaul	2-16	9-23

**NCAA:** Villanova, Butler, Providence, Marquette, Seton Hall, Creighton, Xavier (Elite 8).

## 2015-16

	BIG EAST	OVERALL
Villanova	16-2	35-5
Xavier	14-4	28-6
Seton Hall	12-6	25-9
Providence	10-8	24-11
Butler	10-8	22-11
Creighton	9-9	20-15
Marquette	8-10	20-13
Georgetown	7-11	15-18
DePaul	3-15	9-22
St. John's	1-17	8-24

**NCAA:** Villanova (National Champion), Xavier (Round of 32), Butler (Round of 32), Providence (Round of 32), Seton Hall.

**NIT:** Creighton (Quarterfinals).

## 2014-15

	BIG EAST	OVERALL
Villanova	16-2	33-3
Georgetown	12-6	22-11
Butler	12-6	23-11
Providence	11-7	22-12
St. John's	10-8	21-12
Xavier	9-9	23-14
DePaul	6-12	12-20
Seton Hall	6-12	16-15
Marquette	4-14	13-19
Creighton	4-14	14-19

**NCAA:** Villanova (Round of 32), Georgetown (Round of 32), Butler (Round of 32), Providence, St. John's, Xavier (Final 16).

## 2013-14

	BIG EAST	OVERALL
Villanova	16-2	29-5
Creighton	14-4	27-8
Xavier	10-8	21-13
Providence	18-8	23-12
St. John's	10-8	20-13
Marquette	9-9	17-15
Georgetown	8-10	18-15
Seton Hall	6-12	17-17
Butler	4-14	14-17
DePaul	3-15	12-21

**NCAA:** Villanova, Creighton, Xavier, Providence.

**NIT:** Georgetown, St. John's.

## 2012-13

	BIG EAST	OVERALL
Georgetown	14-4	25-7
Louisville	14-4	35-5
Marquette	14-4	26-9
Pittsburgh	12-6	24-9
Syracuse	11-7	30-10
Notre Dame	11-7	25-10
Villanova	10-8	20-14
Connecticut	10-8	20-10
Providence	9-9	19-15
Cincinnati	9-9	22-12
St. John's	8-10	17-16
Rutgers	5-13	15-16
Seton Hall	3-15	15-18
USF	3-15	12-19
DePaul	2-16	11-21

**NCAA:** Louisville (National Champion), Syracuse (Final Four), Marquette (Final 8), Georgetown, Cincinnati, Notre Dame, Pittsburgh, Villanova.

**NIT:** Providence (Second Round), St. John's.

## 2011-12

	BIG EAST	OVERALL
Syracuse	17-1	34-3
Marquette	14-4	27-8
Notre Dame	13-5	22-12
Cincinnati	12-6	26-11
Georgetown	12-6	24-9
USF	12-6	22-14
Louisville	10-8	30-10
West Virginia	9-9	19-14
Connecticut	8-10	20-14
Seton Hall	8-10	21-13
Rutgers	6-12	14-18
St. John's	6-12	13-19
Pittsburgh	5-13	22-17
Villanova	5-13	13-19
Providence	4-14	15-17
DePaul	3-15	12-19

**NCAA:** Louisville (Final Four), Syracuse (Final 8), Cincinnati (Final 16), Marquette (Final 16), Georgetown (Round of 32), USF (Round of 32), Connecticut, Notre Dame, West Virginia. **NIT:** Seton Hall (Second Round). **CBI:** Pittsburgh (Champion).

## 2010-11

	BIG EAST	OVERALL
Pittsburgh	15-3	28-6
Notre Dame	14-4	27-7
Louisville	12-6	25-10
Syracuse	12-6	27-8
St. John's	12-6	21-12
West Virginia	11-7	21-12
Cincinnati	11-7	26-9
Georgetown	9-9	21-11
Connecticut	10-8	21-11
Villanova	9-9	21-12
Marquette	9-9	22-15
Seton Hall	7-11	13-18
Rutgers	5-13	15-17
Providence	4-14	15-17
USF	3-15	10-23
DePaul	1-17	7-24

**NCAA:** Connecticut (National Champion), Marquette (Final 16), Cincinnati (Round of 32), Notre Dame (Round of 32), Pittsburgh (Round of 32), Syracuse (Round of 32), West Virginia (Round of 32), Georgetown, Louisville, St. John's, Villanova.

## 2009-10

	BIG EAST	OVERALL
Syracuse	15-3	30-5
Pittsburgh	13-5	25-9
West Virginia	13-5	31-7
Villanova	13-5	25-8
Marquette	11-7	22-12
Louisville	11-7	20-13
Notre Dame	10-8	23-12
Georgetown	10-8	23-11
USF	9-9	20-13
Seton Hall	9-9	19-13
Cincinnati	7-11	19-16
Connecticut	7-11	18-16
St. John's	6-12	17-16
Rutgers	5-13	15-17
Providence	4-14	12-19
DePaul	1-17	8-23

**NCAA:** West Virginia (Final 4), Syracuse (Final 16), Pittsburgh (Round of 32), Villanova (Round of 32), Georgetown, Louisville, Marquette, Notre Dame. **NIT:** Connecticut (Second Round), Seton Hall, USF, Cincinnati, St. John's.

# Year-by-Year Standings

## 2008-09

	BIG EAST	OVERALL
Louisville	16-2	31-6
Pittsburgh	15-3	31-5
Connecticut	15-3	31-5
Villanova	13-5	30-8
Marquette	12-6	25-10
Syracuse	11-7	28-10
West Virginia	10-8	23-12
Providence	10-8	19-14
Cincinnati	8-10	18-14
Notre Dame	8-10	21-15
Seton Hall	7-11	17-15
Georgetown	7-11	16-15
St. John's	6-12	16-18
USF	4-14	9-22
Rutgers	2-16	11-21
DePaul	0-18	9-24

**NCAA:** Connecticut (Final 4), Villanova (Final 4), Louisville (Final 8), Pittsburgh (Final 8), Syracuse (Final 16), Marquette, West Virginia.  
**NIT:** Notre Dame (Final 4), Georgetown, Providence. **CBI:** St. John's.

## 2007-08

	BIG EAST	OVERALL
Georgetown	15-3	28-6
Louisville	14-4	27-9
Notre Dame	14-4	25-8
Connecticut	13-5	24-9
West Virginia	11-7	26-11
Marquette	11-7	25-10
Pittsburgh	10-8	27-10
Villanova	9-9	22-13
Syracuse	9-9	21-14
Cincinnati	8-10	13-18
Seton Hall	7-11	17-15
Providence	6-12	15-16
DePaul	6-12	11-19
St. John's	5-13	11-19
USF	3-15	12-19
Rutgers	3-15	11-20

**NCAA:** Louisville (Final 8), West Virginia (Final 16), Villanova (Final 16), Connecticut, Georgetown, Marquette, Notre Dame, Pittsburgh. **NIT:** Syracuse. **CBI:** Cincinnati.

## 2006-07

	BIG EAST	OVERALL
Georgetown	13-3	30-7
Louisville	12-4	24-10
Pittsburgh	12-4	29-8
Notre Dame	11-5	24-8
Marquette	10-6	24-10
Syracuse	10-6	24-11
West Virginia	9-7	27-9
Villanova	9-7	22-11
DePaul	9-7	20-14
Providence	8-8	18-13
St. John's	7-9	16-15
Connecticut	6-10	17-14
Seton Hall	4-12	13-16
USF	3-13	12-18
Rutgers	3-13	10-19
Cincinnati	2-14	11-19

**NCAA:** Georgetown (Final 4), Pittsburgh (Final 16), Louisville, Marquette, Notre Dame, Villanova. **NIT:** West Virginia (Champion), DePaul, Providence, Syracuse.

## 2005-06

	BIG EAST	OVERALL
Connecticut	14-2	30-4
Villanova	14-2	28-5
West Virginia	11-5	22-11
Marquette	10-6	20-11
Georgetown	10-6	23-10
Pittsburgh	10-6	25-8
Seton Hall	9-7	18-12
Cincinnati	8-8	21-13
Syracuse	7-9	23-12
Rutgers	7-9	19-14
Louisville	6-10	21-13
Notre Dame	6-10	16-14
Providence	5-11	12-15
DePaul	5-11	12-15
St. John's	5-11	12-15
USF	1-15	7-22

**NCAA:** Connecticut (Final 8), Georgetown (Final 16), Marquette, Pittsburgh, Seton Hall, Syracuse, Villanova (Final 8), West Virginia (Final 16). **NIT:** Cincinnati (Final 8), Louisville (Final 4), Notre Dame, Rutgers.

## 2004-05

	BIG EAST	OVERALL
Boston College	13-3	25-5
Connecticut	13-3	23-8
Syracuse	11-5	27-7
Villanova	11-5	24-8
Pittsburgh	10-6	20-9
Notre Dame	9-7	17-12
Georgetown	8-8	19-13
West Virginia	8-8	24-11
Providence	4-12	14-17
Seton Hall	4-12	12-16
St. John's	3-13	9-18
Rutgers	2-14	10-19

**NCAA:** Boston College, Connecticut, Pittsburgh, Syracuse, Villanova (Final 16); West Virginia (Final 8). **NIT:** Georgetown.

## 2003-04

	BIG EAST	OVERALL
Pittsburgh	13-3	31-5
Connecticut	12-4	33-6
Providence	11-5	20-9
Syracuse	11-5	23-8
Boston College	10-6	24-10
Seton Hall	10-6	24-10
Notre Dame	9-7	19-13
Virginia Tech	7-9	15-14
Rutgers	7-9	20-13
West Virginia	7-9	17-14
Villanova	6-10	18-17
Georgetown	4-12	13-15
Miami	4-12	14-16
St. John's	1-15	6-21

**NCAA:** Connecticut (National Champion), Pittsburgh (Final 16), Syracuse (Final 16), Boston College, Providence, Seton Hall. **NIT:** Rutgers (Runner-up), Notre Dame, Villanova, West Virginia.

## 2002-03

	BIG EAST	OVERALL
<b>EAST DIVISION</b>		
Boston College	10-6	19-12
Connecticut	10-6	23-10
Providence	8-8	18-14
Villanova	8-8	15-16
St. John's	7-9	21-13
Miami	4-12	11-17
Virginia Tech	4-12	12-17
<b>WEST DIVISION</b>		
Syracuse	13-3	30-5
Pittsburgh	13-3	28-5
Seton Hall	10-6	17-13
Notre Dame	10-6	24-10
Georgetown	6-10	19-15
West Virginia	5-11	14-15
Rutgers	4-12	12-16

**NCAA:** Syracuse (National Champion), Connecticut (Final 16), Notre Dame (Final 16), Pittsburgh (Final 16). **NIT:** St. John's (Champion), Georgetown (Runner-up), Boston College, Providence, Seton Hall, Villanova.

## 2001-02

	BIG EAST	OVERALL
<b>EAST DIVISION</b>		
Connecticut	13-3	27-7
Miami	10-6	24-8
St. John's	9-7	20-12
Boston College	8-8	20-12
Villanova	7-9	19-13
Providence	6-10	15-16
Virginia Tech	4-12	10-18
<b>WEST DIVISION</b>		
Pittsburgh	13-3	29-6
Notre Dame	10-6	22-11
Georgetown	9-7	19-11
Syracuse	9-7	23-13
Rutgers	8-8	18-13
Seton Hall	5-11	12-18
West Virginia	1-15	8-20

## 2000-01

	BIG EAST	OVERALL
<b>EAST DIVISION</b>		
Connecticut	13-3	27-7
Miami	10-6	24-8
St. John's	9-7	20-12
Boston College	8-8	20-12
Villanova	7-9	19-13
Providence	6-10	15-16
Virginia Tech	4-12	10-18
<b>WEST DIVISION</b>		
Pittsburgh	13-3	29-6
Notre Dame	10-6	22-11
Georgetown	9-7	19-11
Syracuse	9-7	23-13
Rutgers	8-8	18-13
Seton Hall	5-11	12-18
West Virginia	1-15	8-20

**NCAA:** Boston College, Connecticut (Final 8), Miami, Notre Dame, Pittsburgh (Final 16), St. John's. **NIT:** Rutgers, Syracuse (4th), Villanova.

## 2000-01

	BIG EAST	OVERALL
<b>EAST DIVISION</b>		
Boston College	13-3	27-5
Providence	11-5	21-10
St. John's	8-8	14-15
Miami	8-8	16-13
Villanova	8-8	18-13
Connecticut	8-8	20-12
Virginia Tech	2-14	8-19
<b>WEST DIVISION</b>		
Notre Dame	11-5	20-10
Georgetown	10-6	25-8
Syracuse	10-6	25-9
West Virginia	8-8	17-12
Pittsburgh	7-9	19-14
Seton Hall	5-11	16-15
Rutgers	3-13	11-16

## 2000-01

	BIG EAST	OVERALL
<b>EAST DIVISION</b>		
Boston College	13-3	27-5
Providence	11-5	21-10
St. John's	8-8	14-15
Miami	8-8	16-13
Villanova	8-8	18-13
Connecticut	8-8	20-12
Virginia Tech	2-14	8-19
<b>WEST DIVISION</b>		
Notre Dame	11-5	20-10
Georgetown	10-6	25-8
Syracuse	10-6	25-9
West Virginia	8-8	17-12
Pittsburgh	7-9	19-14
Seton Hall	5-11	16-15
Rutgers	3-13	11-16

**NCAA:** Boston College, Georgetown (Final 16), Notre Dame, Providence, Syracuse.  
**NIT:** Connecticut, Miami, Pittsburgh, Seton Hall, Villanova, West Virginia.

# Year-by-Year Standings

## 1999-00

	BIG EAST	OVERALL
Syracuse	13-3	26-6
Miami	13-3	23-11
St. John's	12-4	25-8
Connecticut	10-6	25-10
Seton Hall	10-6	22-10
Villanova	8-8	20-13
Notre Dame	8-8	22-15
West Virginia	6-10	14-14
Georgetown	6-10	19-15
Rutgers	6-10	15-16
Pittsburgh	5-11	13-15
Providence	4-12	11-19
Boston College	3-13	11-19

**NCAA:** Miami (Final 16), Seton Hall (Final 16), Syracuse (Final 16), Connecticut, St. John's. **NIT:** Notre Dame (runner-up), Georgetown, Rutgers, Villanova.

## 1998-99

	BIG EAST	OVERALL
Connecticut	16-2	34-2
Miami	15-3	23-7
St. John's	14-4	28-9
Villanova	10-8	21-11
Syracuse	10-8	21-12
Rutgers	9-9	19-13
Providence	9-9	16-14
Seton Hall	8-10	15-15
Notre Dame	8-10	14-16
Georgetown	6-12	15-16
Pittsburgh	5-13	14-16
West Virginia	4-14	10-19
Boston College	3-15	6-21

**NCAA:** Connecticut (National Champion), St. John's (Final 8), Miami, Syracuse, Villanova. **NIT:** Rutgers (2nd Round), Seton Hall, Georgetown, Providence.

## 1997-98

	BIG EAST	OVERALL
<b>BE 7</b>		
Syracuse	12-6	26-9
Miami	11-7	18-10
Seton Hall	9-9	15-15
Providence	7-11	13-16
Georgetown	6-12	16-15
Rutgers	6-12	14-15
Pittsburgh	6-12	11-16

### BE 6

Connecticut	15-3	32-5
St. John's	13-5	22-10
West Virginia	11-7	24-9
Villanova	8-10	12-17
Notre Dame	7-11	13-14
Boston College	6-12	15-16

**NCAA:** Connecticut (Final 8), Syracuse (Final 16), West Virginia (Final 16), Miami, St. John's. **NIT:** Georgetown, Seton Hall.

## 1996-97

	BIG EAST	OVERALL
<b>BE 7</b>		
Georgetown	11-7	20-10
Providence	10-8	24-12
Pittsburgh	10-8	18-15
Syracuse	9-9	19-13
Miami	9-9	16-13
Rutgers	5-13	11-16
Seton Hall	5-13	10-18

### BE 6

Villanova	12-6	24-10
Boston College	12-6	22-9
West Virginia	11-7	21-10
Notre Dame	8-10	16-14
St. John's	8-10	13-14
Connecticut	7-11	18-15

**NCAA:** Providence (Final 8), Boston College, Georgetown, Villanova. **NIT:** Connecticut (3rd), Miami, Notre Dame, Pittsburgh, Syracuse, West Virginia.

## 1995-96

	BIG EAST	OVERALL
<b>BE 7</b>		
Georgetown	13-5	29-8
Syracuse	12-6	29-9
Providence	9-9	18-12
Miami	8-10	15-13
Seton Hall	7-11	12-16
Rutgers	6-12	9-18
Pittsburgh	5-13	10-17

### BE 6

Connecticut	17-1	32-3
Villanova	14-4	26-7
Boston College	10-8	19-11
West Virginia	7-11	12-15
St. John's	5-13	11-16
Notre Dame	4-14	9-18

**NCAA:** Syracuse (Final Four-2nd), Georgetown (Final 8), Connecticut (Final 16), Boston College, Villanova. **NIT:** Providence.

## 1994-95

	BIG EAST	OVERALL
<b>BE 6</b>		
Connecticut	16-2	28-5
Villanova	14-4	25-8
Syracuse	12-6	20-10
Georgetown	11-7	21-10
Miami	9-9	15-13
Providence	7-11	17-13
Seton Hall	7-11	16-14
St. John's	7-11	14-14
Pittsburgh	5-13	10-18
Boston College	2-16	9-19

**NCAA:** Connecticut (Final 8), Georgetown (Final 16), Syracuse, Villanova. **NIT:** Miami, Providence, St. John's, Seton Hall.

## 1993-94

	BIG EAST	OVERALL
<b>BE 6</b>		
Connecticut	16-2	29-5
Syracuse	13-5	23-7
Boston College	11-7	23-11
Providence	10-8	20-10
Villanova	10-8	20-12
Georgetown	10-8	19-12
Seton Hall	8-10	17-13
Pittsburgh	7-11	13-14
St. John's	5-13	12-17
Miami	0-18	7-20

**NCAA:** Boston College (Final 8), Connecticut (Final 16), Syracuse (Final 16), Georgetown, Seton Hall, Providence. **NIT:** Villanova (1st).

## 1992-93

	BIG EAST	OVERALL
<b>BE 6</b>		
Seton Hall	14-4	28-7
St. John's	12-6	19-11
Syracuse	10-8	20-9
Connecticut	9-9	15-13
Providence	9-9	20-13
Pittsburgh	9-9	17-11
Boston College	9-9	18-13
Georgetown	8-10	20-13
Miami	7-11	10-17
Villanova	3-15	8-19

**NCAA:** Seton Hall, Pittsburgh, St. John's. **NIT:** Providence (4th), Boston College, Georgetown (2nd), Connecticut.

## 1991-92

	BIG EAST	OVERALL
<b>BE 6</b>		
Seton Hall	12-6	23-9
Georgetown	12-6	22-10
St. John's	12-6	19-11
Villanova	11-7	14-15
Syracuse	10-8	22-10
Connecticut	10-8	20-10
Pittsburgh	9-9	18-16
Boston College	7-11	17-14
Providence	6-12	14-17
Miami	1-17	8-24

**NCAA:** Seton Hall (Final 16), Syracuse, Connecticut St. John's, Georgetown. **NIT:** Pittsburgh, Villanova, Boston College.

## 1990-91

	BIG EAST	OVERALL
<b>BE 6</b>		
Syracuse	12-4	26-6
St. John's	10-6	23-9
Connecticut	9-7	20-11
Seton Hall	9-7	25-9
Pittsburgh	9-7	21-12
Georgetown	8-8	19-13
Providence	7-9	19-13
Villanova	7-9	17-15
Boston College	1-15	11-19

**NCAA:** St. John's (Final 8), Seton Hall (Final 8), Connecticut (Final 16), Georgetown, Pittsburgh, Syracuse, Villanova. **NIT:** Providence.

## 1989-90

	BIG EAST	OVERALL
<b>BE 6</b>		
Connecticut	12-4	31-6
Syracuse	12-4	26-7
Georgetown	11-5	24-7
St. John's	10-6	24-10
Villanova	8-8	18-15
Providence	8-8	17-12
Seton Hall	5-11	12-16
Pittsburgh	5-11	12-17
Boston College	1-15	8-20

**NCAA:** Connecticut (Final 8), Georgetown, Providence, St. John's, Syracuse (Final 16), Villanova.

# Year-by-Year Standings

## 1988-89

	BIG EAST	OVERALL
Georgetown	13-3	29-5
SetonHall	11-5	31-7
Syracuse	10-6	30-8
Pittsburgh	9-7	17-13
Villanova	7-9	18-16
Providence	7-9	18-11
St. John's	6-10	20-13
Connecticut	6-10	18-13
Boston College	3-13	12-17

**NCAA:** Georgetown (Final 8), Pittsburgh, Providence, Seton Hall (Final Four-2nd), Syracuse (Final 8). **NIT:** Connecticut, St. John's (1st), Villanova.

## 1987-88

	BIG EAST	OVERALL
Pittsburgh	12-4	24-7
Syracuse	11-5	26-9
Georgetown	9-7	20-10
Villanova	9-7	24-13
St. John's	8-8	17-12
Seton Hall	8-8	22-13
Boston College	6-10	18-15
Providence	5-11	11-17
Connecticut	4-12	20-14

**NCAA:** Villanova (Final 8), Georgetown, Syracuse, Seton Hall, Pittsburgh, St. John's. **NIT:** Connecticut (1st), Boston College (4th).

## 1986-87

	BIG EAST	OVERALL
Syracuse	12-4	31-7
Georgetown	12-4	29-5
Pittsburgh	12-4	25-8
Providence	10-6	25-9
St. John's	10-6	21-9
Villanova	6-10	15-16
Seton Hall	4-12	15-14
Boston College	3-13	11-18
Connecticut	3-13	9-19

**NCAA:** Syracuse (Final Four-2nd), Providence (Final Four), Georgetown (Final 8), Pittsburgh, St. John's. **NIT:** Villanova, Seton Hal.

## 1985-86

	BIG EAST	OVERALL
St. John's	14-2	31-5
Syracuse	14-2	26-6
Georgetown	11-5	24-8
Villanova	10-6	23-14
Providence	7-9	17-14
Pittsburgh	6-10	15-14
Boston College	4-12	13-15
Connecticut	3-13	12-16
Seton Hall	3-13	14-18

**NCAA:** St. John's, Syracuse, Georgetown, Villanova. **NIT:** Pittsburgh, Providence.

## 1984-85

	BIG EAST	OVERALL
St. John's	15-1	31-4
Georgetown	14-2	35-3
Villanova	9-7	25-10
Syracuse	9-7	22-9
Pittsburgh	8-8	17-12
Boston College	7-9	20-11
Connecticut	6-10	13-15
Providence	3-13	11-20
Seton Hall	1-15	10-18

**NCAA:** Villanova (National Champion), Georgetown (Final Four-2nd), St. John's (Final Four), Boston College (Final 16), Pittsburgh, Syracuse.

## 1983-84

	BIG EAST	OVERALL
Georgetown	14-2	34-3
Syacuse	12-4	23-9
Villanova	12-4	19-12
Boston College	8-8	18-12
St. John's	8-8	18-12
Pittsburgh	6-10	18-13
Connecticut	5-11	13-15
Providence	5-11	15-14
Seton Hall	2-14	9-19

**NCAA:** Georgetown (National Champion), St. John's, Syracuse, Villanova. **NIT:** Pittsburgh, Boston College.

## 1982-83

	BIG EAST	OVERALL
Boston College	12-4	25-7
Villanova	12-4	24-8
St. John's	12-4	28-5
Georgetown	11-5	22-10
Syracuse	9-7	21-10
Pittsburgh	6-10	13-15
Connecticut	5-11	12-16
Providence	4-12	12-19
Seton Hall	1-15	6-23

**NCAA:** Boston College, Georgetown, Syracuse, St. John's, Villanova (Final 8).

## 1981-82

	BIG EAST	OVERALL
Villanova	11-3	24-8
Georgetown	10-4	30-7
St. John's	9-5	21-9
Boston College	8-6	22-10
Syracuse	7-7	16-13
Connecticut	7-7	17-11
Seton Hall	2-12	11-16
Providence	2-12	10-17

**NCAA:** Georgetown (Final Four-2nd), Boston College (Final 8), St. John's, Villanova (Final 8). **NIT:** Syracuse, Connecticut.

## 1980-81

	BIG EAST	OVERALL
Boston College	10-4	23-7
Georgetown	9-5	20-12
St. John's	8-6	17-11
Villanova	8-6	20-11
Connecticut	8-6	20-9
Syracuse	6-8	22-12
Seton Hall	4-10	11-16
Providence	3-11	10-18

**NCAA:** Boston College (Final 16), Georgetown, Villanova. **NIT:** Syracuse (2nd), St. John's, Connecticut.

## 1979-80

	BIG EAST	OVERALL
Syracuse	5-1	26-4
Georgetown	5-1	26-6
St. John's	5-1	24-5
Connecticut	3-3	20-9
Boston College	2-4	19-10
Seton Hall	1-5	14-13
Providence	0-6	11-16

**NCAA:** Georgetown (Final 8), St. John's, Syracuse. **NIT:** Boston College, Connecticut.



Georgetown, 1980 BIG EAST Tournament Champions



*Kelan Martin, Butler*

## **BUTLER**

**NCAA** 62, 97, 98, 00, 01, 03, 07, 08, 09, 10 (FF-2nd), 11 (FF-2nd), 13, 15, 16, 17, 18  
**NCAA Summary:** 16 appearances, 25 wins, 15 losses  
**NIT** 58, 59, 85, 91, 92, 99, 02, 06, 19  
**NIT Summary:** 9 appearances, 5 wins, 9 losses  
**CBI** 12  
**CBI Summary:** 1 appearance, 2 wins 1 loss

## **CREIGHTON**

**NCAA** 41, 62, 64, 74, 75, 78, 81, 89, 91, 99, 00, 01, 02, 03, 05, 07, 12, 13, 14, 17, 18  
**NCAA Summary:** 22 appearances, 14 wins, 23 losses  
**NIT** 42, 43, 77, 84, 90, 98, 04, 06, 08, 09, 16, 19  
**NIT Summary:** 12 appearances, 9 wins, 12 losses  
**CBI** 11  
**CBI Summary:** 1 appearance, 2 wins 1 loss

## **DEPAUL**

**NCAA** 43 (FF), 53, 56, 59, 60, 65, 76, 78, 79 (FF), 80, 81, 82, 84, 85, 86, 87, 88, 89, 91, 92, 00, 04  
**NCAA Summary:** 22 appearances, 21 wins, 25 losses  
**NIT** 40 (FF), 44 (FF-2nd), 45 (CH), 48, 61, 63, 64, 66, 83 (FF-2nd), 90, 94, 95, 99, 03, 05, 07  
**NIT Summary:** 16 appearances, 17 wins, 17 losses  
**CBI** 19  
**CBI Summary:** 1 appearance, 4 wins, 2 losses

## **GEORGETOWN**

**NCAA** 43 (2nd), 75, 76, 79, 80 (RR), 81, 82 (FF-2nd), 83, 84 (CH), 85 (FF-2nd), 86, 87 (RR), 88, 89 (RR), 90, 91, 92, 94, 95, 96 (RR), 97, 01, 06, 07 (FF), 08, 10, 11, 12, 13, 15  
**NCAA Summary:** 29 appearances, 47 wins, 29 losses  
**NIT** 53, 70, 77, 78 (FF), 93 (2nd), 98, 99, 00, 03 (FF-2nd), 05, 09, 14, 19  
**NIT Summary:** 13 appearances, 15 wins, 14 losses

## **MARQUETTE**

**NCAA** 55 (RR), 59, 61, 68, 69 (RR), 71, 72, 73, 74 (FF-2nd), 75, 76 (RR), 77 (CH), 78, 79, 80, 82, 83, 93, 94, 96, 97, 02, 03 (FF), 06, 07, 08, 09, 10, 11, 12, 13, 17, 19  
**NCAA Summary:** 33 appearances, 41 wins, 34 losses  
**NIT** 56, 63, 67 (FF-2nd), 70 (CH), 81, 84, 85, 86, 87, 90, 95 (FF-2nd), 98, 00, 04, 05, 18  
**NIT Summary:** 16 appearances, 23 wins, 15 losses

## **PROVIDENCE**

**NCAA** 64, 65 (RR), 66, 72, 73 (FF-4th), 74, 77, 78, 87 (FF), 89, 90, 94, 97 (RR), 01, 04, 14, 15, 16, 17, 18  
**NCAA Summary:** 20 appearances, 15 wins, 21 losses  
**NIT** 59 (FF), 60 (FF-2nd), 61 (CH), 62, 63 (CH), 64, 67, 71 (FF-2nd), 75, 76, 86, 91, 93 (FF), 95, 96, 99, 03, 07, 09, 13, 19  
**NIT Summary:** 20 appearances, 32 wins, 21 losses

## **ST JOHN'S**

**NCAA** 51 (RR), 52 (FF-2nd), 61, 67, 68, 69, 73, 76, 77, 78, 79 (RR), 80, 82, 83, 84, 85 (FF), 86, 87, 88, 90, 91 (RR), 92, 93, 98, 99 (RR), 00, 02, 11, 15, 19  
**NCAA Summary:** 30 appearances, 27 wins, 32 losses  
**NIT** 39 (FF), 40, 43 (CH), 44 (CH), 45 (FF), 46, 47, 49, 50 (FF), 51 (FF), 52, 53 (FF-2nd), 58 (FF), 59 (CH), 60, 62 (FF-2nd), 65 (CH), 66, 70 (FF-2nd), 71, 72 (FF), 74, 75 (FF), 81, 89 (CH), 95, 03 (CH), 10, 13, 14  
**NIT Summary:** 30 appearances, 47 wins, 32 losses  
**CBI** 09  
**CBI Summary:** 1 appearance, 0 wins, 1 loss

## **SETON HALL**

**NCAA** 88, 89 (FF-2nd), 91 (RR), 92, 93, 94, 00, 04, 06, 16, 17, 18, 19  
**NCAA Summary:** 13 appearances, 16 wins, 13 losses  
**NIT** 41 (FF), 51 (4th), 52, 53 (CH), 55, 56, 57, 74, 77, 87, 95, 98, 99, 01, 03, 10, 12  
**NIT Summary:** 17 appearances, 7 wins, 19 losses

## **VILLANOVA**

**NCAA** 39 (FF), 49, 51, 55, 62 (RR), 64, 69, 70 (RR), 71 (FF-2nd), 72, 78 (RR), 80, 81, 82 (RR), 83 (RR), 84, 85 (CH), 86, 88, 90, 91, 95, 96, 97, 99, 05, 06 (RR), 07, 08, 09 (FF), 10, 11, 13, 14, 15, 16 (CH), 17, 18, 19  
**NCAA Summary:** 39 appearances, 65 wins, 36 losses (1971 record voided)  
**NIT** 59, 60, 63 (FF), 65 (FF-2nd), 66 (FF), 67, 68, 77 (FF), 87, 89, 92, 94 (CH), 00, 01, 02, 03, 04 (CH)  
**NIT Summary:** 17 appearances, 24 wins, 17 losses

## **XAVIER**

**NCAA** 61, 83, 86, 87, 88, 89, 90, 91, 93, 95, 97, 98, 01, 02, 03, 04, 06, 07, 08, 09, 10, 11, 12, 14, 15, 16, 17, 18  
**NCAA Summary:** 28 appearances, 28 wins, 28 losses  
**NIT** 56, 57, 58 (CH), 84, 94, 99, 00, 19  
**NIT Summary:** 8 appearances, 16 wins, 7 losses



*Reggie Williams, Georgetown*



*Walter Berry, St. John's*

# Postseason History

## 2018-19

**NCAA Record: 1-4; NIT Record: 3-5; CBI: 4-2**

NIT	Butler	Nebraska (First Round, Lincoln, Neb.)	L	80-76
NIT	Creighton	Loyola-Chicago (First Round, Omaha, Neb.)	W	70-61
		Memphis (Second Round, Omaha, Neb.)	W	79-67
		TCU (Third Round, Fort Worth, Texas)	L	71-58
CBI	DePaul	Central Michigan (First Round, Chicago, Ill.)	W	100-86
		Longwood (Second Round, Chicago, Ill.)	W	97-89
		Coastal Carolina (Semifinals, Chicago, Ill.)	W	92-87
		South Florida (Final, Tampa, Fla.)	L	63-61
		South Florida (Final, Chicago, Ill.)	W	100-96
		South Florida (Final, Chicago, Ill.)	L	77-65
NIT	Georgetown	Harvard (First Round, Washington, D.C.)	L	71-68
NCAA	Marquette	Murray State (First Round, Hartford, Ct.)	L	83-64
NIT	Providence	Arkansas (First Round, Providence, R.I.)	L	84-72
NCAA	St. John's	Arizona State (First Four, Dayton, Ohio)	L	74-65
NCAA	Seton Hall	Wofford (Midwest Region, First Round, Jacksonville, Fla.)	L	84-68
NCAA	Villanova	Saint Mary's (South Region, First Round, Hartford, Ct.)	W	61-57
		Purdue (South Region, Second Round, Hartford, Ct.)	L	87-61
NIT	Xavier	Toledo (First Round, Cincinnati, Ohio)	W	78-64
		Texas (Second Round, Austin, Texas)	L	78-76 OT



**Donte DiVincenzo,**  
**Villanova**

## 2017-18

**NCAA Record: 9-5; NIT Record: 2-1**

NCAA	Butler	Arkansas (East Region, First Round, Detroit, Mich.)	W	79-62
		Purdue (East Region, Second Round, Detroit, Mich.)	L	73-76
NCAA	Creighton	Kansas State (South Region, First Round, Charlotte, N.C.)	L	59-69
NIT	Marquette	Harvard (First Round, Milwaukee, Wis.)	W	67-60
		Oregon (Second Round, Milwaukee, Wis.)	W	101-92
		Penn State (Quarterfinal Round, Milwaukee, Wis.)	L	80-85
NCAA	Providence	Texas A&M (West Region, First Round, Charlotte, N.C.)	L	69-73
NCAA	Seton Hall	N.C. State (Midwest Region, First Round, Wichita, Kan.)	W	94-83
		Kansas (Midwest Region, Second Round, Wichita, Kan.)	L	79-83
NCAA	Villanova	Radford (East Region, First Round, Pittsburgh, Pa.)	W	87-61
		Alabama (East Region, Second Round, Pittsburgh, Pa.)	W	81-58
		West Virginia (East Region, Regional Semifinals, Boston, Mass.)	W	90-78
		Texas Tech (East Region, Regional Final, Boston, Mass.)	W	71-59
		Kansas (Final Four, National Semifinal, San Antonio, Tex.)	W	95-79
		Michigan (Final Four, National Final, San Antonio, Tex.)	W	79-62 1st
NCAA	Xavier	Texas Southern (West Region, First Round, Nashville, Tenn.)	W	102-83
		Florida State (West Region, Second Round, Nashville, Tenn.)	L	70-75

**Final 16:** Butler; **Champion:** Villanova

## 2016-17

**NCAA Record: 6-7; NIT Record: 0-0**

NCAA	Butler	Winthrop (South Region, First Round, Milwaukee, Wis.)	W	76-64
		Middle Tennessee State (South Region, Second Rd., Milwaukee, Wis.)	W	74-65
		North Carolina (South Region, Memphis, Tenn.)	L	80-92
NCAA	Creighton	Rhode Island (Midwest Region, First Round, Sacramento, Calif.)	L	72-84
NCAA	Marquette	South Carolina (East Region, First Round, Greenville, S.C.)	L	73-93
NCAA	Providence	USC (First Four, Dayton, Ohio)	L	71-75
NCAA	Seton Hall	Arkansas (South Region, First Round, Greenville, S.C.)	L	71-77
NCAA	Villanova	Mount St. Mary's (East Region, First Round, Buffalo, N.Y.)	W	76-56
		Wisconsin (East Region, Second Round, Buffalo, N.Y.)	L	62-65
NCAA	Xavier	Maryland (West Region, First Round, Orlando, Fla.)	W	76-65
		Florida State (West Region, Second Round, Orlando, Fla.)	W	91-66
		Arizona (West Region, Regional Semifinals, San Jose, Calif.)	W	73-71
		Gonzaga (West Region, Regional Final, San Jose, Calif.)	L	59-83

**Final 8:** Xavier



**J.P. Macura & Trevon Bluiett,**  
**Xavier**



*Daniel Ochefu, Villanova*

## 2015-16

**NCAA Record:** 9-4; **NIT Record:** 2-1

NCAA	Butler	Texas Tech (Midwest Region, First Round, Raleigh, N.C.)	W	71-61
		Virginia (Midwest Region, Second Round, Raleigh, N.C.)	L	69-77
NIT	Creighton	Alabama (First Round, Omaha, Neb.)	W	72-54
		Wagner (Second Round, Omaha, Neb.)	W	87-54
		BYU (Third Round, Provo, Utah)	L	88-82
NCAA	Providence	USC (East Region, First Round, Raleigh, N.C.)	W	70-69
		North Carolina (East Region, Second Round, Raleigh, N.C.)	L	66-85
NCAA	Seton Hall	Gonzaga (West Region, First Round, Denver, Colo.)	L	52-68
NCAA	Villanova	UNC-Asheville (South Region, First Round, Brooklyn, N.Y.)	W	86-56
		Iowa (South Region, Second Round, Brooklyn, N.Y.)	W	87-68
		Miami, Fla. (South Region, Regional Semifinals, Louisville, Ky.)	W	92-69
		Kansas (South Region, Regional Final, Louisville, Ky.)	W	64-59
		Oklahoma (Final Four, National Semifinal, Houston, Texas)	W	95-51
		North Carolina (Final Four, National Final, Houston, Texas)	W	77-74 1st
NCAA	Xavier	Weber State (East Region, First Round, St. Louis, Mo.)	W	71-53
		Wisconsin (East Region, Second Round, St. Louis, Mo.)	L	63-66

**Champion:** Villanova

## 2014-15

**NCAA Record:** 5-6; **NIT Record:** 0-0

NCAA	Butler	Texas (Midwest Region, Second Round, Pittsburgh, Pa.)	W	56-48
		Notre Dame (Midwest Region, Third Round, Pittsburgh, Pa.)	L	64-67 OT
NCAA	Georgetown	Eastern Washington (South Region, Second Round, Portland, Ore.)	W	74-64
		Utah (South Region, Third Round, Portland, Ore.)	L	64-75
NCAA	Providence	Dayton (East Region, Second Round, Columbus, Ohio)	L	53-66
NCAA	St. John's	San Diego State (South Region, Second Round, Charlotte, N.C.)	L	64-76
NCAA	Villanova	Lafayette (East Region, Second Round, Pittsburgh, Pa.)	W	93-52
		North Carolina State (East Region, Third Round, Pittsburgh, Pa.)	L	68-71
NCAA	Xavier	Mississippi (West Region, Second Round, Jacksonville, Fla.)	W	76-57
		Georgia State (West Region, Third Round, Jacksonville, Fla.)	W	75-67
		Arizona (West Region, Regional Semifinals, Los Angeles, Ca.)	L	60-68

**Final 16:** Xavier

## 2013-14

**NCAA Record:** 2-4; **NIT Record:** 1-2

NCAA	Creighton	Louisiana-Lafayette (West Region Second Round, San Antonio, Texas)	W	76-66
		Baylor (West Region, Third Round, San Antonio, Texas)	L	55-85
NIT	Georgetown	West Virginia (First Round, Washington, D.C.)	W	77-65
		Florida State (Second Round, Tallahassee, Fla.)	L	90-101
NCAA	Providence	North Carolina (East Region First Round, San Antonio, Texas)	L	77-79
NIT	St. John's	Robert Morris (First Round, Queens, N.Y.)	L	78-89
NCAA	Villanova	Milwaukee (East Region Second Round, Buffalo, N.Y.)	W	73-53
		Connecticut (East Region Third Round, Buffalo, N.Y.)	L	60-66
NCAA	Xavier	North Carolina State (First Four, Dayton, Ohio)	L	63-68

## 2012-13

**NCAA Record:** 13-7; **NIT Record:** 3-2

NCAA	Cincinnati	Creighton (Midwest Region Second Round, Philadelphia, Pa.)	L	63-67
NCAA	Georgetown	Florida Gulf Coast (South Region Second Round, Philadelphia, Pa.)	L	68-78
NCAA	Louisville	No. Carolina A&T (Midwest Region Second Round, Lexington, Ky.)	W	79-48
		Colorado State (Midwest Region Third Round, Lexington, Ky.)	W	82-56
		Oregon (Midwest Region Regional Semifinals, Indianapolis, Ind.)	W	77-69
		Duke (Midwest Region Final, Indianapolis, Ind.)	W	85-63
		Wichita State (Final Four, National Semifinal, Atlanta, Ga.)	W	72-68
		Michigan (Final Four, National Final, Atlanta, Ga.)	W	82-76
NCAA	Marquette	Davidson (East Region Second Round, Lexington, Ky.)	W	59-58
		Butler (East Region Third Round, Lexington, Ky.)	W	74-72
		Miami, Fla. (East Region Regional Semifinals, Washington, D.C.)	W	71-61
		Syracuse (East Region Regional Final, Washington, D.C.)	L	39-55
NCAA	Notre Dame	Iowa State (West Region Second Round, Dayton, Ohio)	L	58-76
NCAA	Pittsburgh	Wichita State (East Region Second Round, Salt Lake City, Utah)	L	55-73
NIT	Providence	Charlotte (First Round, Providence, R.I.)	W	75-66
		Robert Morris (Second Round, Providence, R.I.)	W	77-68
		Baylor (Quarterfinals, Waco, Texas)	L	68-79
NIT	St. John's	Saint Joseph's (First Round, Philadelphia, Pa.)	W	63-61
		Virginia (Second Round, Charlottesville, Va.)	L	68-50



*Trevon Bluiett, Xavier*



# Postseason History

NCAA	Syracuse	Montana (East Region Second Round, San Jose, Calif.)	W	81-34
		California (East Region Third Round, San Jose, Calif.)	W	66-60
		Indiana (East Region Regional Semifinals, Washington, D.C.)	W	61-50
		Marquette (East Region Regional Finals, Washington, D.C.)	W	55-39
		Michigan (Final Four, National Semifinal, Atlanta, Ga.)	L	56-61
NCAA	Villanova	North Carolina (South Region Second Round, Kansas City, Mo.)	L	71-78

**Final 8:** Marquette; **Final 4:** Syracuse; **Champion:** Louisville

## 2011-12

**NCAA Record:** 13-9; **NIT Record:** 1-1; **CBI Record:** 6-0

NCAA	Cincinnati	Texas (East Region Second Round, Nashville, Tenn.)	W	65-59
		Florida State (East Region Third Round, Nashville, Tenn.)	W	62-56
		Ohio State (East Region Regional Semifinals, Boston, Mass.)	L	66-81
NCAA	Connecticut	Iowa State (South Region Second Round, Louisville, Ky.)	L	64-77
NCAA	Georgetown	Belmont (Midwest Region Second Round, Columbus, Ohio)	W	74-59
		N.C. State (Midwest Region Third Round, Columbus, Ohio)	L	63-66
NCAA	Louisville	Davidson (West Region Second Round, Portland, Ore.)	W	69-62
		New Mexico (West Region Third Round, Portland, Ore.)	W	59-56
		Michigan State (West Region Regional Semifinals, Phoenix, Ariz.)	W	57-44
		Florida (West Region Final, Phoenix, Ariz.)	W	72-68
		Kentucky (Final Four, National Semifinal, New Orleans, La.)	L	61-69
NCAA	Marquette	BYU (West Region Second Round, Louisville, Ky.)	W	88-68
		Murray State (West Region Third Round, Louisville, Ky.)	W	62-53
		Florida (West Region Regional Semifinals, Phoenix, Ariz.)	L	58-68
NCAA	Notre Dame	Xavier (South Region Second Round, Greensboro, N.C.)	L	63-67
CBI	Pittsburgh	Wofford (First Round, Pittsburgh, Pa.)	W	81-63
		Princeton (Second Round, Pittsburgh, Pa.)	W	82-61
		Butler (Semifinals, Indianapolis, Ind.)	W	68-62 OT
		Washington State (Championship Series, Pullman, Wash.)	L	66-67
		Washington State (Championship Series, Pittsburgh, Pa.)	W	57-53
		Washington State (Championship Series, Pittsburgh, Pa.)	W	71-65
NIT	Seton Hall	Stony Brook (First Round, South Orange, N.J.)	W	63-61
		Massachusetts (Second Round, South Orange, N.J.)	L	67-77
NCAA	Syracuse	UNC Asheville (East Region Second Round, Pittsburgh, Pa.)	W	72-65
		Kansas State (East Region Third Round, Pittsburgh, Pa.)	W	75-59
		Wisconsin (East Region Regional Semifinals, Boston, Mass.)	W	64-63
		Ohio State (East Region Regional Finals, Boston, Mass.)	L	70-77
NCAA	South Florida	California (First Four, Dayton, Ohio)	W	65-54
		Temple (Midwest Region Second Round, Nashville, Tenn.)	W	58-44
		Ohio (Midwest Region Third Round, Nashville, Tenn.)	L	56-62
NCAA	West Virginia	Gonzaga (East Region Second Round, Pittsburgh, Pa.)	L	54-77

**Final 16:** Cincinnati, Marquette; **Final 8:** Syracuse; **Final 4:** Louisville

## 2010-11


**NCAA Record:** 13-10

NCAA	Cincinnati	Missouri (West Region Second Round, Washington, D.C.)	W	76-63
		Connecticut (West Region Third Round, Washington, D.C.)	L	58-69
NCAA	Connecticut	Bucknell (West Region Second Round, Washington, D.C.)	W	81-52
		Cincinnati (West Region Third Round, Washington, D.C.)	W	69-58
		San Diego State (West Region Semifinal, Anaheim, Calif.)	W	74-67
		Arizona (West Region Final, Anaheim, Calif.)	W	65-63
		Kentucky (Final Four, National Semifinal, Houston, Texas)	W	56-55
		Butler (Final Four, National Final, Houston, Texas)	W	53-41
NCAA	Georgetown	VCU (Southwest Region Second Round, Chicago, Ill.)	L	56-74
NCAA	Louisville	Morehead State (Southwest Region Second Round, Denver, Colo.)	L	61-62
NCAA	Marquette	Xavier (East Region Second Round, Cleveland, Ohio)	W	66-55
		Syracuse (East Region Third Round, Cleveland, Ohio)	W	66-62
		North Carolina (East Region Semifinal, Newark, N.J.)	L	63-81
NCAA	Notre Dame	Akron (Southwest Region Second Round, Chicago, Ill.)	W	69-56
		Florida State (Southwest Region Third Round, Chicago, Ill.)	L	57-71
NCAA	Pittsburgh	UNC Asheville (Southeast Region Second Round, Washington, D.C.)	W	74-51
		Butler (Southeast Region Third Round, Washington, D.C.)	L	70-71
NCAA	St. John's	Gonzaga (Southeast Region Second Round, Denver, Colo.)	L	71-86
NCAA	Syracuse	Indiana State (East Region Second Round, Cleveland, Ohio)	W	77-60
		Marquette (East Region Third Round, Cleveland, Ohio)	L	62-66
NCAA	Villanova	George Mason (East Region Second Round, Cleveland, Ohio)	L	57-61
NCAA	West Virginia	Clemson (East Region Second Round, Tampa, Fla.)	W	84-76
		Kentucky (East Region Third Round, Tampa, Fla.)	L	63-71

**Final 16:** Marquette; **Champion:** Connecticut



*Peyton Siva, Louisville*



*Kemba Walker, Connecticut*




**Roy Hibbert, Georgetown**

## 2009-10

**NCAA Record:** 8-8; **NIT Record:** 1-5

NIT	Connecticut	Northeastern (First Round, Storrs, Conn.)	W	59-57
		Virginia Tech (Second Round, Blacksburg, Va.)	L	63-65
	Cincinnati	Dayton (First Round, Cincinnati, Ohio)	L	66-81
NCAA	Georgetown	Ohio (Midwest Region First Round, Providence, R.I.)	L	83-97
NCAA	Louisville	California (South Region First Round, Jacksonville, Fla.)	L	62-77
NCAA	Marquette	Washington (East Region, San Jose, Calif.)	L	78-80
NCAA	Notre Dame	Old Dominion (South Region First Round, New Orleans, La.)	L	50-51
NCAA	Pittsburgh	Oakland (West Region First Round, Milwaukee, Wis.)	W	89-66
		Xavier (West Region Second Round, Milwaukee, Wis.)	L	68-71
NIT	St. John's	Memphis (First Round, Memphis, Tenn.)	L	71-73
NIT	Seton Hall	Texas Tech (First Round, Newark, N.J.)	L	69-87
NIT	USF	North Carolina State (First Round, Tampa, Fla.)	L	57-58
NCAA	Syracuse	Vermont (West Region First Round, Buffalo, N.Y.)	W	79-56
		Gonzaga (West Region Second Round, Buffalo, N.Y.)	W	87-65
		Butler (West Region Semifinal, Salt Lake City, Utah)	L	59-63
NCAA	Villanova	Robert Morris (South Region First Round, Providence, R.I.)	W	73-70 OT
		Saint Mary's (South Region Second Round, Providence, R.I.)	L	68-75
NCAA	West Virginia	Morgan State (East Region First Round, Buffalo, N.Y.)	W	77-50
		Missouri (East Region Second Round, Buffalo, N.Y.)	W	68-59
		Washington (East Region Semifinal, Syracuse, N.Y.)	W	69-56
		Kentucky (East Region Final, Syracuse, N.Y.)	W	73-66
		Duke (Final Four, National Semifinal, Indianapolis, Ind.)	L	57-78

**Final 16:** Syracuse; **Final 4:** West Virginia



**Scottie Reynolds, Villanova**

## 2008-09

**NCAA Record:** 17-7; **NIT Record:** 3-3; **CBI Record:** 0-1

NCAA	Connecticut	Chattanooga (West Region First Round, Philadelphia, Pa.)	W	103-47
		Texas A&M (West Region Second Round, Philadelphia, Pa.)	W	92-66
		Purdue (West Region Semifinal, Glendale, Ariz.)	W	72-60
		Missouri (West Region Final, Glendale, Ariz.)	W	82-75
		Michigan State (Final Four, National Semifinal, Detroit, Mich.)	L	73-82
NIT	Georgetown	Baylor (First Round, Waco, Texas)	L	72-74
NCAA	Louisville	Morehead State (Midwest Region First Round, Dayton, Ohio)	W	74-54
		Siena (Midwest Region Second Round, Dayton, Ohio)	W	79-72
		Arizona (Midwest Region Semifinal, Indianapolis, Ind.)	W	103-64
		Michigan State (Midwest Region Final, Indianapolis, Ind.)	L	52-64
NCAA	Marquette	Utah State (West Region First Round, Boise, Idaho)	W	58-57
		Missouri (West Region Second Round, Boise Idaho)	L	79-83
NIT	Notre Dame	UAB (First Round, Notre Dame, Ind.)	W	70-64
		New Mexico (Second Round, Notre Dame, Ind.)	W	70-68
		Kentucky (Third Round, Notre Dame, Ind.)	W	77-67
		Penn State (Semifinal, New York, N.Y.)	L	59-67
NCAA	Pittsburgh	East Tennessee State (East Region First Round, Dayton, Ohio)	W	71-62
		Oklahoma State (East Region Second Round, Dayton, Ohio)	W	84-76
		Xavier (East Region Semifinal, Boston, Mass.)	W	60-55
		Villanova (East Region Final, Boston, Mass.)	L	76-78
NIT	Providence	Miami (Fla.) (First Round, Providence, R.I.)	L	66-78
CBI	St. John's	Richmond (First Round, Richmond, Va.)	L	65-79
NCAA	Syracuse	Stephen F. Austin (South Region First Round, Miami, Fla.)	W	59-44
		Arizona State (South Region Second Round, Miami, Fla.)	W	78-67
		Oklahoma (South Region Semifinal, Memphis, Tenn.)	L	71-84
NCAA	Villanova	American (East Region First Round, Philadelphia, Pa.)	W	80-67
		UCLA (East Region Second Round, Philadelphia, Pa.)	W	88-69
		Duke (East Region Semifinal, Boston, Mass.)	W	77-54
		Pittsburgh (East Region Final, Boston, Mass.)	W	78-76
		North Carolina (Final Four, National Semifinal, Detroit, Mich.)	L	69-83
NCAA	West Virginia	Dayton (Midwest Region First Round, Minneapolis, Minn.)	L	60-68

**Final 16:** Syracuse; **Final 8:** Louisville, Pittsburgh; **Final 4:** Connecticut, Villanova

# Postseason History

## 2007-08

**NCAA Record:** 11-8; **NIT Record:** 2-1; **CBI Record:** 0-1

CBI	Cincinnati	Bradley (First Round, Peoria, Ill.)	L	67-70
NCAA	Connecticut	San Diego (West Region First Round, Tampa, Fla.)	L	69-70 OT
NCAA	Georgetown	UMBC (Midwest Region First Round, Raleigh, N.C.)	W	66-47
		Davidson (Midwest Region Second Round, Raleigh, N.C.)	L	70-74
NCAA	Louisville	Boise State (East Region First Round, Birmingham, Ala.)	W	79-69
		Oklahoma (East Region Second Round, Birmingham, Ala.)	W	78-48
		Tennessee (East Region Semifinal, Charlotte, N.C.)	W	79-60
		North Carolina (East Region Final, Charlotte, N.C.)	L	73-83
NCAA	Marquette	Kentucky (South Region First Round, Anaheim, Calif.)	W	74-66
		Stanford (South Region Second Round, Anaheim, Calif.)	L	81-82 OT
NCAA	Notre Dame	George Mason (East Region First Round, Denver, Colo.)	W	68-50
		Washington State (East Region Second Round, Denver, Colo.)	L	41-61
NCAA	Pittsburgh	Oral Roberts (South Region First Round, Denver, Colo.)	W	82-63
		Michigan State (South Region Second Round, Denver, Colo.)	L	54-65
NIT	Syracuse	Robert Morris (First Round, Syracuse, N.Y.)	W	87-81
		Maryland (Second Round, Syracuse, N.Y.)	W	88-72
		Massachusetts (Quarterfinal, Syracuse, N.Y.)	L	77-81
NCAA	Villanova	Clemson (Midwest Region First Round, Tampa, Fla.)	W	75-69
		Siena (Midwest Region Second Round, Tampa, Fla.)	W	84-72
		Kansas (Midwest Region Semifinal, Detroit, Mich.)	L	57-72
NCAA	West Virginia	Arizona (West Region First Round, Washington, D.C.)	W	75-65
		Duke (West Region Second Round, Washington, D.C.)	W	73-67
		Xavier (West Region Semifinal, Phoenix, Ariz.)	L	75-79 OT

**Final 16:** Villanova, West Virginia; **Final 8:** Louisville




**David Padgett, Louisville**

## 2006-07


**NCAA Record:** 7-6; **NIT Record:** 9-3

NIT	DePaul	Hofstra (West Region, First Round, Chicago, Ill.)	W	83-71
		Kansas State (West Region, Second Round, Manhattan, Kan.)	W	70-65
		Air Force (Quarterfinal Round, USAFA, Colo.)	L	51-52
NCAA	Georgetown	Belmont (East Region First Round, Winston-Salem, N.C.)	W	80-55
		Boston College (East Region Second Round, Winston-Salem, N.C.)	W	62-55
		Vanderbilt (East Region Semifinal, East Rutherford, N.J.)	W	66-65
		North Carolina (East Regional, Regional Final, East Rutherford, N.J.)	W	96-84 OT
		Ohio State (Final Four, National Semifinal, Atlanta, Ga.)	L	60-67
NCAA	Louisville	Stanford (South Region First Round, Lexington, Ky.)	W	78-58
		Texas A&M (South Region Second Round, Lexington, Ky.)	L	69-72
NCAA	Marquette	Michigan State (East Region First Round, Winston-Salem, N.C.)	L	49-61
NCAA	Notre Dame	Winthrop (Midwest Region First Round, Spokane, Wash.)	L	64-74
NCAA	Pittsburgh	Wright State (West Region First Round, Buffalo, N.Y.)	W	79-58
		Virginia Commonwealth (West Region Second Round, Buffalo, N.Y.)	W	84-79 OT
		UCLA (West Region Semifinal, San Jose, Calif.)	L	55-64
NIT	Providence	Bradley (North Region, First Round, Peoria, Ill.)	L	78-90 OT
NIT	Syracuse	South Alabama (South Region, First Round, Syracuse, N.Y.)	W	79-73
		San Diego State (South Region, Second Round, Syracuse, N.Y.)	W	80-64
		Clemson (Quarterfinal Round, Clemson, S.C.)	L	70-74
NCAA	Villanova	Kentucky (West Region First Round, Chicago, Ill.)	L	58-67
NIT	West Virginia	Delaware State (East Region, First Round, Morgantown, W.Va.)	W	74-50
		Massachusetts (East Region, Second Round, Morgantown, W.Va.)	W	90-77
		North Carolina State (Quarterfinal, Morgantown, W.Va.)	W	71-66
		Mississippi State (Semifinal, New York, N.Y.)	W	63-62
		Clemson (Final, New York, N.Y.)	W	78-73

**Final 16:** Pittsburgh; **Final 4:** Georgetown



**Jeff Green, Georgetown**



**Randy Foye, Villanova**

## 2005-06

**NCAA Record:** 11-8; **NIT Record:** 7-4

NIT	Cincinnati	Charlotte (First Round, Cincinnati, Ohio)	W	86-80
		Minnesota (Second Round, Cincinnati, Ohio)	W	76-62
		South Carolina (Quarterfinal, Cincinnati, Ohio)	L	62-65
NCAA	Connecticut	Albany (Washington D.C. Region First Round, Philadelphia, Pa.)	W	72-59
		Kentucky (Washington D.C. Region Second Round, Philadelphia, Pa.)	W	87-83
		Washington (Washington D.C. Region Semifinal, Washington D.C.)	W	98-92 OT
		George Mason (Washington D.C. Region Final, Washington D.C.)	L	84-86 OT
NCAA	Georgetown	Northern Iowa (Minneapolis Region First Round, Philadelphia, Pa.)	W	54-49
		Ohio State (Minneapolis Region Second Round, Philadelphia, Pa.)	W	70-52
		Florida (Minneapolis Region Semifinal, Minneapolis, Minn.)	L	53-57
NIT	Louisville	Delaware State (First Round, Louisville, Ky.)	W	71-54
		Clemson (Second Round, Louisville, Ky.)	W	74-68
		Missouri State (Quarterfinal, Louisville, Ky.)	W	74-56
		South Carolina (Semifinal, New York, N.Y.)	L	63-78
NCAA	Marquette	Alabama (Oakland Region First Round, San Diego, Calif.)	L	85-90
NIT	Notre Dame	Vanderbilt (First Round, Notre Dame, Ind.)	W	79-69
		Michigan (Second Round, Ann Arbor, Mich.)	L	84-87 OT
NCAA	Pittsburgh	Kent State (Oakland Region First Round, Auburn Hills, Mich.)	W	79-64
		Bradley (Oakland Region Second Round, Auburn Hills, Mich.)	L	66-72
NIT	Rutgers	Penn State (Opening Round, University Park, Pa.)	W	76-71
		St. Joseph's (First Round, Philadelphia, Pa.)	L	62-71
NCAA	Seton Hall	Wichita State (Washington D.C. Region First Round, Greensboro, N.C.)	L	66-86
NCAA	Syracuse	Texas A&M (Atlanta Region First Round, Jacksonville, Fla.)	L	58-66
NCAA	Villanova	Monmouth (Minneapolis Region First Round, Philadelphia, Pa.)	W	58-45
		Arizona (Minneapolis Region Second Round, Philadelphia, Pa.)	W	82-78
		Boston College (Minneapolis Region Semifinal, Minneapolis, Minn.)	W	60-59 OT
		Florida (Minneapolis Region Final, Minneapolis, Minn.)	L	62-75
NCAA	West Virginia	Southern Illinois (Atlanta Region First Round, Auburn Hills, Mich.)	W	64-46
		NW State (Atlanta Region Second Round, Auburn Hills, Mich.)	W	67-54
		Texas (Atlanta Region Semifinal, Atlanta, Ga.)	L	71-74

**Final 16:** Georgetown, West Virginia; **Final 8:** Connecticut, Villanova



**Austin Croshere, Providence**

## 2004-05

**NCAA Record:** 7-6; **NIT Record:** 2-2

NCAA	Boston College	Pennsylvania (Chicago Region, First Round, Cleveland, Ohio)	W	85-65
		Wisconsin-Milw. (Chicago Region, Second Round, Cleveland, Ohio)	L	75-83
NCAA	Connecticut	Central Florida (Syracuse Region, First Round, Worcester, Mass.)	W	77-71
		NC State (Syracuse Region, First Round, Worcester, Mass.)	L	62-65
NIT	Georgetown	Boston University (First Round, Washington, D.C.)	W	64-34
		Cal-State Fullerton (Second Round, Washington, D.C.)	W	74-57
		South Carolina (Quarterfinal, Columbia, S.C.)	L	66-69
NIT	Notre Dame	Holy Cross (First Round, Notre Dame, Ind.)	L	73-78
NCAA	Pittsburgh	Pacific (Albuquerque Region First Round, Boise, Idaho)	L	71-79
NCAA	Syracuse	Vermont (Austin Region, First Round, Worcester, Mass.)	L	57-60
NCAA	Villanova	New Mexico (Syracuse Region, First Round, Nashville, Tenn.)	W	55-47
		Florida (Syracuse Region, Second Round, Nashville, Tenn.)	W	76-65
		North Carolina (Syracuse Region, Regional Semifinal, Syracuse, N.Y.)	L	66-67
NCAA	West Virginia	Creighton (Albuquerque Region, First Round, Cleveland, Ohio)	W	63-61
		Wake Forest (Albuquerque Region, Second Round, Cleveland, Ohio)	W	111-105 OT
		Texas Tech (Albuquerque Region, Regional Semifinal, Albuquerque, N.M.)	W	65-60
		Louisville (Albuquerque Region, Regional Final, Albuquerque, N.M.)	L	85-93 OT

**Final 16:** Villanova; **Final 8:** West Virginia


# Postseason History

## 2003-04

**NCAA Record:** 12-5; **NIT Record:** 10-4 (including two games between BIG EAST teams)

NCAA	Boston College	Utah (St. Louis Region 1st Round, Milwaukee, Wis.)	W,	58-51
		Georgia Tech (St. Louis Region 2nd Round, Milwaukee, Wis.)	L,	54-57
NCAA	Connecticut	Vermont (Phoenix Region 1st Round, Buffalo, N.Y.)	W,	70-53
		DePaul (Phoenix Region 2nd Round, Buffalo, N.Y.)	W,	72-55
		Vanderbilt (Phoenix Region Semifinal, Phoenix, Ariz.)	W,	73-53
		Alabama (Phoenix Region Final, Phoenix, Ariz.)	W,	87-71
		Duke (Final Four, San Antonio, Texas)	W,	79-78
		Georgia Tech (Final Four, San Antonio, Texas)	W,	82-73 1st
NIT	Notre Dame	Purdue (1st Round, Notre Dame, Ind.)	W,	71-59
		Saint Louis (2nd Round, Ft. Wayne, Ind.)	W,	77-66
		Oregon (Quarterfinals, Notre Dame, Ind.)	L,	61-65
NCAA	Pittsburgh	UCF (East Rutherford Region 1st Round, Milwaukee, Wis.)	W,	53-44
		Wisconsin (East Rutherford Region 2nd Round, Milwaukee, Wis.)	W,	59-55
		Oklahoma State (East Rutherford Region Semifinal, E. Rutherford, N.J.)	L,	51-63
NCAA	Providence	Pacific (St. Louis Region 1st Round, Kansas City, Mo.)	L,	58-66
NIT	Rutgers	Temple (1st Round, Piscataway, N.J.)	W,	76-71
		West Virginia (2nd Round, Piscataway, N.J.)	W,	67-64
		Villanova (Quarterfinals, Piscataway, N.J.)	W,	72-60
		Iowa State (Semifinals, MSG, New York, N.Y.)	W,	84-81 OT
		Michigan (Championships, MSG, New York, N.Y.)	L,	55-62 2nd
NCAA	Seton Hall	Arizona (Atlanta Region 1st Round, Raleigh, N.C.)	W,	80-76
		Duke (Atlanta Region 2nd Round, Raleigh, N.C.)	L,	62-90
NCAA	Syracuse	BYU (Phoenix Region 1st Round, Denver, Colo.)	W,	80-75
		Maryland (Phoenix Region 2nd Round, Denver, Colo.)	W,	72-70
		Alabama (Phoenix Region Semifinal, Phoenix, Ariz.)	L,	71-80
NIT	Villanova	Drexel (1st Round, Villanova, Pa.)	L,	70-85
		Virginia (2nd Round, Villanova, Pa.)	W,	72-63
		Rutgers (Quarterfinals, Piscataway, N.J.)	L,	60-72
NIT	West Virginia	Kent State (Opening Round, Kent, Ohio)	W,	65-54
		Rhode Island (1st Round, Morgantown, W.Va.)	W,	79-72
		Rutgers (2nd Round, Piscataway, N.J.)	L,	64-67

**Final 16:** Pittsburgh, Syracuse; **Champion:** Connecticut



## 2002-03


**NCAA Record:** 12-3; **NIT Record:** 12-5 (including two games between BIG EAST teams)

NIT	Boston College	Fairfield (Opening Round, Bridgeport, Conn.)	W	90-78
		Temple (1st Round, Philadelphia, Pa.)	L	62-75
NCAA	Connecticut	BYU (South Region 1st Round, Spokane, Wash.)	W	58-53
		Stanford (South Region 2nd Round, Spokane, Wash.)	W	85-74
		Texas (South Region Semifinal, San Antonio, Texas)	L	78-82
NIT	Georgetown	Tennessee (1st Round, Knoxville, Tenn.)	W	70-60
		Providence (2nd Round, Providence, R.I.)	W	67-58
		North Carolina (Quarterfinals, Chapel Hill, N.C.)	W	79-74
		Minnesota (Semifinals, MSG, New York, N.Y.)	W	88-7
		St. John's (Championship, MSG, New York, N.Y.)	L	67-70 2nd
NCAA	Notre Dame	UW-Milwaukee (West Region 1st Round, Indianapolis, Ind.)	W	70-69
		Illinois (West Region 2nd Round, Indianapolis, Ind.)	W	68-60
		Arizona (West Region Semifinal, Anaheim, Calif.)	L	71-88
NCAA	Pittsburgh	Wagner (Midwest Region 1st Round, Boston, Mass.)	W	87-61
		Indiana (Midwest Region 2nd Round, Boston, Mass.)	W	74-52
		Marquette (Midwest Region Semifinal, Minneapolis, Minn.)	L	74-77
NIT	Providence	Richmond (Opening Round, Richmond, Va.)	W	67-49
		College of Charleston (1st Round, Providence, R.I.)	W	69-64
		Georgetown (2nd Round, Providence, R.I.)	L	58-67
NIT	St. John's	Boston University (1st Round, Jamaica, N.Y.)	W	62-57
		Virginia (2nd Round, Jamaica, N.Y.)	W	73-63
		UAB (Quarterfinals, Jamaica, N.Y.)	W	79-71
		Texas Tech (Semifinals, MSG, New York, N.Y.)	W	64-63
		Georgetown (Championship, MSG, New York, N.Y.)	W	70-67 1st
NIT	Seton Hall	Rhode Island (1st Round, Kingston, R.I.)	L	60-61
NCAA	Syracuse	Manhattan (East Region 1st Round, Boston, Mass.)	W	76-65
		Oklahoma State (East Region 2nd Round, Boston, Mass.)	W	68-56
		Auburn (East Region Semifinal, Albany, N.Y.)	W	79-78
		Oklahoma (East Region Final, Albany, N.Y.)	W	63-47
		Texas (Final Four, New Orleans, La.)	W	95-84
		Kansas (Final Four, New Orleans, La.)	W	81-78 1st
NIT	Villanova	Siena (Opening Round, Albany, N.Y.)	L	59-74

**Final 16:** Connecticut, Notre Dame, Pittsburgh; **Champion:** Syracuse



# Postseason History




**Mike Sweetney, Georgetown**

## 2001-02

**NCAA Record:** 6-6; **NIT Record:** 5-4

NCAA	Boston College	Texas (Midwest Region 1st Round, Dallas, Texas)	L	57-70
NCAA	Connecticut	Hampton (East Region 1st Round, Washington, D.C.)	W	78-67
		NC State (East Region 2nd Round, Washington, D.C.)	W	77-74
		Southern Illinois (East Region Semifinal, Syracuse, N.Y.)	W	71-59
		Maryland (East Region Final, Syracuse, N.Y.)	L	82-90
NCAA	Miami	Missouri (West Region 1st Round, Albuquerque, N.M.)	L	80-93
NCAA	Notre Dame	Charlotte (South Region 1st Round, Greenville, S.C.)	W	82-63
		Duke (South Region 2nd Round, Greenville, S.C.)	L	77-84
NCAA	Pittsburgh	Central Connecticut (South Region 1st Round, Pittsburgh, Pa.)	W	71-54
		California (South Region 2nd Round, Pittsburgh, Pa.)	W	63-50
		Kent State (South Region Semifinal, Lexington, Ky.)	L	73-78 OT
NIT	Rutgers	Yale (1st Round, Piscataway, N.J.)	L	65-67
NCAA	St. John's	Wisconsin (East Region 1st Round, Washington, D.C.)	L	70-80
NIT	Syracuse	St. Bonaventure (1st Round, Syracuse, N.Y.)	W	76-66
		Butler (2nd Round, Syracuse, N.Y.)	W	66-65 OT
		Richmond (3rd Round, Richmond, Va.)	W	62-46
		South Carolina (Semifinals, MSG, New York, N.Y.)	L	59-66
		Temple (Consolation, MSG, New York, N.Y.)	L	54-65
NIT	Villanova	Manhattan (1st Round, Villanova, Pa.)	W	84-69
		Louisiana Tech (2nd Round, Villanova, Pa.)	W	67-64
		Temple (3rd Round, Philadelphia, Pa.)	L	57-63

**Final 16:** Pittsburgh; **Final 8:** Connecticut



**Shaheen Holloway,  
Seton Hall**

## 2000-01

**NCAA Record:** 5-5; **NIT Record:** 2-6


NCAA	Boston College	Southern Utah (East Region 1st Round, Uniondale, NY.)	W	68-65
		USC (East Region 2nd Round, Uniondale, N.Y.)	L	71-74
NIT	Connecticut	South Carolina (1st Round, Storrs, Conn.)	W	72-65
		Detroit (2nd Round, Storrs, Conn.)	L	61-67
NCAA	Georgetown	Arkansas (West Region 1st Round, Boise, Idaho)	W	63-61
		Hampton (West Region 2nd Round, Boise, Idaho)	W	76-57
		Maryland (West Region Semifinal, Anaheim, Calif.)	L	66-76
NIT	Miami	Auburn (1st Round, Auburn, Ala.)	L	58-60
NCAA	Notre Dame	Xavier (Midwest Region 1st Round, Kansas City, Mo.)	W	83-71
		Mississippi (Midwest Region 2nd Round, Kansas City, Mo.)	L	56-59
NIT	Pittsburgh	St. Bonaventure (1st Round, Pittsburgh, Pa.)	W	84-75
		Mississippi State (2nd Round, Pittsburgh, Pa.)	L	61-66
NCAA	Providence	Penn State (South Region 1st Round, New Orleans, La.)	L	59-69
NIT	Seton Hall	Alabama (1st Round, Tuscaloosa, Ala.)	L	79-85
NCAA	Syracuse	Hawaii (Midwest Region 1st Round, Dayton, Ohio)	W	79-69
		Kansas (Midwest Region 2nd Round, Dayton, Ohio)	L	58-87
NIT	Villanova	Minnesota (1st Round, Minneapolis, Minn.)	L	78-87
NIT	West Virginia	Richmond (1st Round, Richmond, Va.)	L	56-79

**Final 16:** Georgetown

# Postseason History



Lavor Postell, St John's



Jason Lawson, Villanova

## 1999-2000

**NCAA Record:** 8-5; **NIT Record:** 6-4

NCAA	Connecticut	Utah State (South Region 1st Round, Birmingham, Ala.)	W	75-67
		Tennessee (South Region 2nd round, Birmingham, Ala.)	L	51-65
NIT	Georgetown	Virginia (1st Round, Charlottesville, Va.)	W	115-111 3OT
		California (2nd Round, Berkeley, Calif.)	L	49-60
NCAA	Miami	Arkansas (South Region 1st Round, Nashville, Tenn.)	W	75-71
		Ohio State (South Region 2nd Round, Nashville, Tenn.)	W	75-62
		Tulsa (South Region Semifinal, Austin, Texas)	L	71-80
NIT	Notre Dame	Michigan (1st Round, Notre Dame, Ind.)	W	75-65
		Xavier (2nd Round, Notre Dame, Ind.)	W	76-64
		BYU (3rd Round, Notre Dame, Ind.)	W	64-52
		Penn State (Semifinals, MSG, New York, N.Y.)	W	73-52
		Wake Forest (Championship, MSG, New York, N.Y.)	L	61-71
NIT	Rutgers	Kent State (1st Round, Kent, Ohio)	L	62-73
NCAA	St. John's	Northern Arizona (West Region 1st Round, Tucson, Ariz.)	W	61-56
		Gonzaga (West Region 2nd Round, Tucson, Ariz.)	L	76-82
NCAA	Seton Hall	Oregon (East Region 1st Round, Buffalo, N.Y.)	W	72-71 OT
		Temple (East Region 2nd Round, Buffalo, N.Y.)	W	67-65 OT
		Oklahoma State (East Region Semifinal, Syracuse, N.Y.)	L	66-68
NCAA	Syracuse	Samford (Midwest Region 1st Round, Cleveland, Ohio)	W	79-65
		Kentucky (Midwest Region 2nd Round, Cleveland, Ohio)	W	52-50
		Mich. State (Midwest Region Semifinal, Auburn Hills, Mich.)	L	58-75
NIT	Villanova	Delaware (1st Round, Villanova, Pa.)	W	72-63
		Kent State (2nd Round, Villanova, Pa.)	L	67-81

**Final 16:** Miami, Seton Hall, Syracuse

## 1998-99

**NCAA Record:** 10-4; **NIT Record:** 1-4

NCAA	Connecticut	Texas-San Antonio (West Region 1st Round, Denver, Colo.)	W	91-66
		New Mexico (West Region 2nd Round, Denver, Colo.)	W	78-56
		Iowa (West Region Semifinal, Phoenix, Ariz.)	W	76-68
		Gonzaga (West Region Final, Phoenix, Ariz.)	W	67-62
		Ohio State (Final Four, St. Petersburg, Fla.)	W	64-58
		Duke (Final Four, St. Petersburg, Fla.)	W	77-74 1st
NIT	Georgetown	Princeton (1st Round, Princeton, N.J.)	L	47-54
NCAA	Miami	Lafayette (East Region 1st Round, Boston, Mass.)	W	75-54
		Purdue (East Region 2nd Round, Boston, Mass.)	L	63-73
NIT	Providence	NC State (1st Round, Raleigh, N.C.)	L	86-92
NIT	Rutgers	Hofstra (1st Round, Piscataway, N.J.)	W	58-45
		Clemson (2nd Round, Piscataway, N.J.)	L	68-78
NCAA	St. John's	Samford (South Region 1st Round, Orlando, Fla.)	W	69-43
		Indiana (South Region 2nd Round, Orlando, Fla.)	W	86-61
		Maryland (South Region Semifinal, Knoxville, Tenn.)	W	76-62
		Ohio State (South Region Final, Knoxville, Tenn.)	L	74-77
NIT	Seton Hall	Old Dominion (1st Round, Norfolk, Va.)	L	56-75
NCAA	Syracuse	Oklahoma St. (South Region 1st Round, Indianapolis, Ind.)	L	61-69
NCAA	Villanova	Mississippi (Midwest Region 1st Round, Milwaukee, Wis.)	L	70-72

**Final 8:** St. John's; **Champion:** Connecticut

## 1997-98

**NCAA Record:** 7-5; **NIT Record:** 1-2

NCAA	Connecticut	Fairleigh Dickinson (East Region 1st Round, Washington, D.C.)	W	93-85
		Indiana (East Region 2nd Round, Washington, D.C.)	W	78-68
		Washington (East Region Semifinal, Greensboro, N.C.)	W	75-74
		North Carolina (East Region Final, Greensboro, N.C.)	L	64-75
NIT	Georgetown	Florida (1st round, Gainesville, Fla.)	W	71-69
		Georgia Tech (2nd Round, Atlanta, Ga.)	L	79-80 OT
NCAA	Miami	UCLA (South Region 1st Round, Atlanta, Ga.)	L	62-65
NCAA	St. John's	Detroit (Midwest Region 1st Round, Chicago, Ill.)	L	64-66
NIT	Seton Hall	Georgia Tech (1st Round, Atlanta, Ga.)	L	78-88
NCAA	Syracuse	Iona (South Region 1st Round, Lexington, Ky.)	W	63-61
		New Mexico (South Region 2nd Round, Lexington, Ky.)	W	56-46
		Duke (South Region Semifinal, St. Petersburg, Fla.)	L	67-80
NCAA	West Virginia	Temple (West Region 1st Round, Boise, Idaho)	W	82-52
		Cincinnati (West Region 2nd Round, Boise, Idaho)	W	75-74
		Utah (West Region Semifinal, Anaheim, Calif.)	L	62-65

**Final 16:** Syracuse, West Virginia; **Final 8:** Connecticut



*Allen Iverson, Georgetown*

## 1996-97

**NCAA Record:** 5-4 ; **NIT Record:** 9-6

NCAA	Boston College	Valparaiso (West Region 1st Round, Salt Lake City, Utah)	W	73-66
		St. Joseph's (West Region 2nd Round, Salt Lake City, Utah)	L	77-81 OT
NIT	Connecticut	Iona (1st round, Storrs, Conn.)	W	71-66
		Bradley (2nd round, Storrs, Conn.)	W	63-47
		Nebraska (Quarterfinals, Storrs, Conn.)	W	76-67
		Florida State (Semifinals, MSG, New York, N.Y.)	L	65-71 OT
		Arkansas (Consolation, MSG, New York, N.Y.)	W	74-64
NCAA	Georgetown	Charlotte (West Region 1st Round, Tucson, Ariz.)	L	67-79
NIT	Miami	Michigan (1st round, Ann Arbor, Mich.)	L	73-76
NIT	Notre Dame	Oral Roberts (1st round, Notre Dame, Ind.)	W	74-58
		Texas Christian (2nd round, Notre Dame, Ind.)	W	82-72
		Michigan (Quarterfinals, Notre Dame, Ind.)	L	66-67
NIT	Pittsburgh	New Orleans (1st round, Pittsburgh, Pa.)	W	82-63
		Arkansas (2nd round, Fayetteville, Ark.)	L	71-76
NCAA	Providence	Marquette (Southeast Region 1st Round, Charlotte, N.C.)	W	81-59
		Duke (Southeast Region 2nd Round, Charlotte, N.C.)	W	98-87
		Chattanooga (Southeast Region Semifinal, Birmingham, Ala.)	W	71-65
		Arizona (Southeast Region Final, Birmingham, Ala.)	L	92-96 OT
NIT	Syracuse	Florida State (1st round, Syracuse, N.Y.)	L	67-82
NCAA	Villanova	Long Island (East Region 1st Round, Winston-Salem, N.C.)	W	101-91
		California (East Region 2nd Round, Winston-Salem, N.C.)	L	68-75
NIT	West Virginia	Bowling Green (1st round, Morgantown, W. Va.)	W	98-95
		NC State (2nd round, Raleigh, N.C.)	W	76-73
		Florida State (Quarterfinals, Morgantown, W. Va.)	L	71-76

**Final 8:** Providence

## 1995-96

**NCAA Record:** 12-5 ; **NIT Record:** 1-1

NCAA	Boston College	Indiana (Southeast Region 1st Round, Orlando, Fla.)	W	64-51
		Georgia Tech (Southeast Region 2nd Round, Orlando, Fla.)	L	89-103
NCAA	Connecticut	Colgate (Southeast Region 1st Round, Indianapolis, Ind.)	W	68-59
		Eastern Michigan (Southeast Region 2nd Round, Indianapolis, Ind.)	W	95-81
		Mississippi State (Southeast Region Semifinal, Lexington, Ky.)	L	55-60
NCAA	Georgetown	Mississippi Valley State (East Region 1st Round, Richmond, Va.)	W	93-56
		New Mexico (East Region 2nd Round, Richmond, Va.)	W	73-62
		Texas Tech (East Region Semifinal, Atlanta, Ga.)	W	98-90
		Massachusetts (East Region final, Atlanta, Ga.)	L	62-86
NIT	Providence	Fairfield (1st round, New Haven, Conn.)	W	91-79
		St. Joseph's (2nd round, Providence, R.I.)	L	62-82
NCAA	Syracuse	Montana State (West Region 1st Round, Albuquerque, N.M.)	W	88-55
		Drexel (West Region 2nd Round, Albuquerque, N.M.)	W	69-58
		Georgia (West Region Semifinal, Denver, Colo.)	W	83-81 OT
		Kansas (West Region final, Denver, Colo.)	W	60-57
		Mississippi State (Final Four, East Rutherford, N.J.)	W	77-69
		Kentucky (Final Four, East Rutherford, N.J.)	L	67-76 2nd
NCAA	Villanova	Portland (Midwest Region 1st Round, Milwaukee, Wis.)	W	92-58
		Louisville (Midwest Region 2nd Round, Milwaukee, Wis.)	L	64-68

**Final 16:** Connecticut; **Final 8:** Georgetown; **Championship Game:** Syracuse



*Kerry Kittles, Villanova*

## 1994-95

**NCAA Record:** 6-4; **NIT Record:** 1-4

NCAA	Connecticut	Chattanooga (West Region 1st Round, Salt Lake City, Utah)	W	100-71
		Cincinnati (West Region 2nd Round, Salt Lake City, Utah)	W	96-91
		Maryland (West Region Semifinal, Oakland, Calif.)	W	99-89
		UCLA (West Region Final, Oakland, Calif.)	L	96-102
NCAA	Georgetown	Xavier (Southeast Region 1st Round, Tallahassee, Fla.)	W	68-63
		Weber State (Southeast Region 2nd Round, Tallahassee, Fla.)	W	53-51
		North Carolina (Southeast Region Semifinal, Birmingham, Ala.)	L	64-74
NIT	Miami	Penn State (1st Round, State College, Pa.)	L	56-62
NIT	Providence	College of Charleston (1st Round, Providence, R.I.)	W	72-67
		Virginia Tech (2nd Round, Providence, R.I.)	L	78-91
NIT	St. John's	South Florida (1st Round, Tampa, Fla.)	L	67-74
NIT	Seton Hall	Canisius (1st Round, Buffalo, N.Y.)	L	71-83
NCAA	Syracuse	Southern Illinois (Midwest Region 1st Round, Austin, Texas)	W	96-92
		Arkansas (Midwest Region 2nd Round, Austin, Texas)	L	94-96 OT
NCAA	Villanova	Old Dominion (East Region 1st Round, Albany, N.Y.)	L	81-89 3OT

**Final 16:** Georgetown; **Final 8:** Connecticut




# Postseason History

## 1993-94

**NCAA Record:** 8-6; **NIT Record:** 5-0

NCAA	Boston College	Washington State (East Region 1st Round, Landover, Md.)	W	67-64
		North Carolina (East Region 2nd Round, Landover, Md.)	W	75-72
		Indiana (East Region Semifinal, Miami, Fla.)	W	77-68
		Florida (East Region Final, Miami, Fla.)	L	66-74
NCAA	Connecticut	Rider (East Region 1st Round, Uniondale, N.Y.)	W	64-46
		George Washington (East Region 2nd Round, Uniondale, N.Y.)	W	75-63
		Florida (East Region Semifinal, Miami, Fla.)	L	60-69 OT
NCAA	Georgetown	Illinois (Midwest Region 1st Round, Oklahoma City, Okla.)	W	84-77
		Arkansas (Midwest Region 2nd Round, Oklahoma City, Okla.)	L	73-85
NCAA	Providence	Alabama (Southeast Region 1st Round, Lexington, Ky.)	L	70-76
NCAA	Seton Hall	Michigan State (Southeast Region 1st Round, St. Petersburg, Fla.)	L	77-84
NCAA	Syracuse	Hawaii (West Region 1st Round, Ogden, Utah)	W	92-78
		UW-Green Bay (West Region 2nd Round, Ogden, Utah)	W	64-59
		Missouri (West Region Semifinal, Los Angeles, Calif.)	L	88-98 OT
NIT	Villanova	Canisius (1st Round, Villanova, Pa.)	W	103-79
		Duquesne (2nd Round, Pittsburgh, Pa.)	W	82-67
		Xavier (3rd Round, Villanova, Pa.)	W	76-74
Siena (Semifinals, MSG, New York, N.Y.)		Vanderbilt (Championship, MSG, New York, N.Y.)	W	66-58
			W	80-73 – 1st

**Final 16:** Connecticut, Syracuse; **Final 8:** Boston College



*Malik Sealy, St. John's*

## 1992-93

**NCAA Record:** 2-3; **NIT Record:** 9-5 (including one game between BIG EAST teams)

NIT	Boston College	Niagara (1st Round, Niagara, N.Y.)	W	87-83
		Rice (2nd Round, Chestnut Hill, Mass.)	W	101-68
		Providence (3rd Round, Chestnut Hill, Mass.)	L	58-75
NIT	Connecticut	Jackson State (1st Round, Storrs, Conn.)	L	88-90 OT
NIT	Georgetown	Arizona State (1st Round, Tempe, Ariz.)	W	78-68
		UTEP (2nd Round, Washington, D.C.)	W	71-44
		Miami, Ohio (3rd Round, Fairfax, Va.)	W	66-53
		UAB (Semifinals, MSG, New York, N.Y.)	W	45-41
		Minnesota (Championship, MSG, New York, N.Y.)	L	61-62
NCAA	Pittsburgh	Utah (Southeast Region 1st Round, Nashville, Tenn.)	L	65-86
NIT	Providence	James Madison (1st Round, Providence, R.I.)	W	73-61
		West Virginia (2nd Round, Providence, R.I.)	W	68-67
		Boston College (3rd Round, Chestnut Hill, Mass.)	W	75-58
		Minnesota (Semifinals, MSG, New York, N.Y.)	L	60-76
		UAB (Consolation, MSG, New York, N.Y.)	L	52-55
NCAA	St. John's	Texas Tech (East Region 1st Round, Winston-Salem, N.C.)	W	85-67
		Arkansas (East Region 2nd Round, Winston-Salem, N.C.)	L	74-80
NCAA	Seton Hall	Tennessee State (Southeast Region 1st Round, Orlando, Fla.)	W	81-59
		Western Kentucky (Southeast Region 2nd Round, Orlando, Fla.)	L	68-72

## 1991-92

**NCAA Record:** 4-4; **NIT Record:** 2-3


NIT	Boston College	Southern Illinois (1st Round, Chestnut Hill, Mass.)	W	78-69
		Rhode Island (2nd Round, Chestnut Hill, Mass.)	L	80-81 20T
NCAA	Connecticut	Nebraska (Southeast Region 1st Round, Cincinnati, Ohio)	W	86-65
		Ohio State (Southeast Region 2nd Round, Cincinnati, Ohio)	L	55-78
NCAA	Georgetown	South Florida (West Region 1st Round, Boise, Idaho)	W	75-60
		Florida State (West Region 2nd Round, Boise, Idaho)	L	68-78
NIT	Pittsburgh	Penn State (1st Round, State College, Pa.)	W	67-65
		Florida (2nd Round, Pittsburgh, Pa.)	L	74-77
NCAA	St. John's	Tulane (Southeast Region 1st Round, Atlanta, Ga.)	L	57-61
NCAA	Seton Hall	La Salle (East Region 1st Round, Greensboro, N.C.)	W	78-76
		Missouri (East Region 2nd Round, Greensboro, N.C.)	W	88-71
		Duke (East Region Semifinal, Philadelphia, Pa.)	L	69-81
NCAA	Syracuse	Princeton (East Region 1st Round, Worcester, Mass.)	W	51-43
		Massachusetts (East Region 2nd Round, Worcester, Mass.)	L	71-77 OT
NIT	Villanova	Virginia (1st Round, Villanova, Pa.)	L	80-83

**Final 16:** Seton Hall



*Arturas Karnisovas, Seton Hall*

# Postseason History



Mark Tillmon, Georgetown

## 1990-91

**NCAA Record:** 11-7; **NIT Record:** 2-1

NCAA	Connecticut	LSU (Midwest Region 1st Round, Minneapolis, Minn.)	W	79-62
		Xavier (Midwest Region 2nd Round, Minneapolis, Minn.)	W	66-50
		Duke (Midwest Region Semifinal, Pontiac, Mich.)	L	67-81
NCAA	Georgetown	Vanderbilt (West Region 1st Round, Tucson, Ariz.)	W	70-60
		UNLV (West Region 2nd Round, Tucson, Ariz.)	L	54-62
NCAA	Pittsburgh	Georgia (Southeast Region 1st Round, Louisville, Ky.)	W	76-68 OT
		Kansas (Southeast Region 2nd Round, Louisville, Ky.)	L	66-77
NIT	Providence	James Madison (1st Round, Providence, R.I.)	W	98-93 2OT
		West Virginia (2nd Round, Providence, R.I.)	W	85-79
		Oklahoma (3rd Round, Providence, R.I.)	L	74-83
NCAA	St. John's	Northern Illinois (Midwest Region 1st Round, Dayton, Ohio)	W	75-68
		Texas (Midwest Region 2nd Round, Dayton, Ohio)	W	84-76
		Ohio State (Midwest Region Semifinal, Pontiac, Mich.)	W	91-74
		Duke (Midwest Region Final, Pontiac, Mich.)	L	61-78
NCAA	Seton Hall	Pepperdine (West Region 1st Round, Salt Lake City, Utah)	W	71-51
		Creighton (West Region 2nd Round, Salt Lake City, Utah)	W	81-69
		Arizona (West Region Semifinal, Seattle, Wash.)	W	81-77
		UNLV (West Region Final, Seattle, Wash.)	L	65-77
NCAA	Syracuse	Richmond (East Region 1st Round, College Park, Md.)	L	69-73
NCAA	Villanova	Princeton (East Region 1st Round, Syracuse, N.Y.)	W	50-48
		North Carolina (East Region 2nd Round, Syracuse, N.Y.)	L	69-84

**Final 16:** Connecticut; **Final 8:** St. John's, Seton Hall

## 1989-90

**NCAA Record:** 7-6

NCAA	Connecticut	Boston University (East Region 1st Round, Hartford, Conn.)	W	76-52
		California (East Region 2nd Round, Hartford, Conn.)	W	74-54
		Clemson (East Region Semifinal, East Rutherford, N.J.)	W	71-70
		Duke (East Region Final, East Rutherford, N.J.)	L	78-79 OT
NCAA	Georgetown	Texas Southern (Midwest Region 1st Round, Indianapolis, Ind.)	W	70-52
		Xavier (Midwest Region 2nd Round, Indianapolis, Ind.)	L	71-74
NCAA	Providence	Ohio State (West Region 1st Round, Salt Lake City, Utah)	L	83-84 OT
NCAA	St. John's	Temple (East Region 1st Round, Atlanta, Ga.)	W	81-65
		Duke (East Region 2nd Round, Atlanta, Ga.)	L	72-76
NCAA	Syracuse	Coppin State (Southeast Region 1st Round, Richmond, Va.)	W	71-48
		Virginia (Southeast Region 2nd Round, Richmond, Va.)	W	63-61
		Minnesota (Southeast Region Semifinal, New Orleans, La.)	L	75-82
NCAA	Villanova	LSU (Southeast Regional, Knoxville, Tenn.)	L	63-70

**Final 16:** Syracuse; **Final 8:** Connecticut



John Morton, Seton Hall

## 1988-89

**NCAA Record:** 11-5 ; **NIT Record:** 9-2

NIT	Connecticut	Charlotte (1st Round, Charlotte, N.C.)	W	67-62
		California (2nd Round, Hartford, Conn.)	W	73-72
		UAB (3rd Round, Storrs, Conn.)	L	79-85
NCAA	Georgetown	Princeton (East Region 1st Round, Providence, R.I.)	W	50-49
		Notre Dame (East Region 1st Round, Providence, R.I.)	W	81-74
		NC State (East Region Semifinal, East Rutherford, N.J.)	W	69-61
		Duke (East Region Final, East Rutherford, N.J.)	L	77-85
NCAA	Pittsburgh	Ball State (Midwest Region 1st Round, Indianapolis, Ind.)	L	64-68
NCAA	Providence	Virginia (Southeast Region 1st Round, Nashville, Tenn.)	L	97-100
NIT	St. John's	Mississippi (1st Round, Jamaica, N.Y.)	W	70-67
		Oklahoma State (2nd Round, Jamaica, N.Y.)	W	76-64
		Ohio State (3rd Round, Columbus, Ohio)	W	83-80 OT
		UAB (Semifinals, MSG, New York, N.Y.)	W	76-65
		Saint Louis (Championship, MSG, New York, N.Y.)	W	73-65
NCAA	Seton Hall	SW Missouri State (West Region 1st Round, Tucson, Ariz.)	W	60-51
		Evansville (West Region 2nd Round, Tucson, Ariz.)	W	87-73
		Indiana (West Region Semifinal, Denver, Colo.)	W	78-65
		UNLV (West Region Final, Denver, Colo.)	W	84-61
		Duke (Final Four, Seattle, Wash.)	W	95-78
		Michigan (Final Four, Seattle, Wash.)	L	80-79 OT 2nd
NCAA	Syracuse	Bucknell (Midwest Region 1st Round, Dallas, Texas)	W	104-81
		Colorado State (Midwest Region 2nd Round, Dallas, Texas)	W	65-50
		Missouri (Midwest Region Semifinal, Minneapolis, Minn.)	W	83-80
		Illinois (Midwest Region Final, Minneapolis, Minn.)	L	86-89
NIT	Villanova	St. Peter's (1st Round, Villanova, Pa.)	W	76-56
		Penn State (2nd Round, Villanova, Pa.)	W	76-67
		Michigan State (3rd Round, Villanova, Pa.)	L	63-70

**Final 8:** Georgetown, Syracuse; **Final 4:** Seton Hall; **Championship Game:** Seton Hall

# Postseason History

## 1987-88

**NCAA Record:** 7-6 ; **NIT Record:** 8-2 (including one game between BIG EAST teams)

NIT	Boston College	Siena (1st Round, Chestnut Hill, Mass.)	W	73-65
		Evansville (2nd Round, Evansville, Ind.)	W	86-81
		Middle Tennessee State (3rd Round, Murfreesboro, Tenn.)	W	78-69
		Connecticut (Semifinals, MSG, New York, N.Y.)	L	67-73
		Colorado State (Consolation, MSG, New York, N.Y.)	L	57-58
NIT	Connecticut	West Virginia (1st Round, Morgantown, W. Va.)	W	62-57
		Louisiana Tech (2nd Round, Hartford, Conn.)	W	65-59
		Virginia Commonwealth (3rd Round, Storrs, Conn.)	W	72-61
		Boston College (Semifinals, MSG, New York, N.Y.)	W	73-67
		Ohio State (Championship, MSG, New York, N.Y.)	W	72-67 1st
NCAA	Georgetown	LSU (East Region 1st Round, Hartford, Conn.)	W	66-63
		Temple (East Region 2nd Round, Hartford, Conn.)	L	53-74
NCAA	Pittsburgh	Eastern Michigan (Midwest Region 1st Round, Lincoln, Neb.)	W	108-90
		Vanderbilt (Midwest Region 2nd Round, Lincoln, Neb.)	L	74-80 OT
NCAA	St. John's	Florida (West Regional 1st Round, Salt Lake City, Utah)	L	59-62
NCAA	Seton Hall	UTEP (West Region 1st Round, Los Angeles, Calif.)	W	80-64
		Arizona (West Region 2nd Round, Los Angeles, Calif.)	L	55-84
NCAA	Syracuse	North Carolina A&T (East Region 1st Round, Chapel Hill, Mass.)	W	69-55
		Rhode Island (East Region 2nd Round, Chapel Hill, N.C.)	W	94-97
NCAA	Villanova	Arkansas (Southeast Region 1st Round, Cincinnati, Ohio)	W	82-74
		Illinois (Southeast Region 2nd Round, Cincinnati, Ohio)	W	66-63
		Kentucky (Southeast Region Semifinal, Birmingham, Ala.)	W	80-74
		Oklahoma (Southeast Region Final, Birmingham, Ala.)	L	59-78

**Final 8:** Villanova

## 1986-87

**NCAA Record:** 14-5 (including two games between BIG EAST teams); **NIT Record:** 0-2

NCAA	Georgetown	Bucknell (Southeast Region 1st Round, Atlanta, Ga.)	W	75-53		
		Ohio State (Southeast Region 2nd Round, Atlanta, Ga.)	W	82-79		
		Kansas (Southeast Region Semifinal, Louisville, Ky.)	W	70-57		
		Providence (Southeast Region Final, Louisville, Ky.)	L	73-88		
		Marist (West Region 1st Round, Tucson, Ariz.)	W	93-68		
NCAA	Pittsburgh	Oklahoma (West Region 2nd Round, Tucson, Ariz.)	L	93-96		
		UAB (Southeast Region 1st Round, Birmingham, Ala.)	W	90-68		
NCAA	Providence	Austin Peay (Southeast Region 2nd Round, Birmingham, Ala.)	W	90-87 OT		
		Alabama (Southeast Region Semifinal, Louisville, Ky.)	W	103-82		
		Georgetown (Southeast Region Final, Louisville, Ky.)	W	88-73		
		Syracuse (Final Four, New Orleans, La.)	L	63-77		
		Wichita State (Midwest Region 1st Round, Rosemont, Ill.)	W	57-55		
NCAA	St. John's	DePaul (Midwest Region 2nd Round, Rosemont, Ill.)	L	75-83 OT		
		Niagara (1st Round, Buffalo, N.Y.)	L	65-74		
NIT	Seton Hall	Georgia Southern (East Region 1st Round, Syracuse, N.Y.)	W	79-73		
NCAA	Syracuse	Western Kentucky (East Region 2nd Round, Syracuse, N.Y.)	W	104-86		
		Florida (East Region Semifinal, East Rutherford, N.J.)	W	87-81		
		North Carolina (East Region Final, East Rutherford, N.J.)	W	79-75		
		Providence (Final Four, New Orleans, La.)	W	77-63		
		Indiana (Final Four, New Orleans, La.)	L	73-74		
		NIT	Villanova	La Salle (1st Round, Villanova, Pa.)	L	84-86

**Final 8:** Georgetown; **Final 4:** Providence, Syracuse; **Championship Game:** Syracuse


## 1985-86

**NCAA Record:** 4-4 ; **NIT Record:** 2-2


NCAA	Georgetown	Texas Tech (Midwest Region 1st Round, Dayton, Ohio)	W	70-64
		Michigan State (Midwest Region 2nd Round, Dayton, Ohio)	L	68-80
NIT	Pittsburgh	Southwest Missouri State (1st Round, Springfield, Mo.)	L	53-59
NIT	Providence	Boston University (1st Round, Providence, R.I.)	W	72-69
		George Mason (2nd Round, Providence, R.I.)	W	90-71
		Louisiana Tech (3rd Round, Providence, R.I.)	L	63-64
		Montana State (West Region 1st Round, Long Beach, Calif.)	W	83-74
		Auburn (West Region 2nd Round, Long Beach, Calif.)	L	65-81
NCAA	Syracuse	Brown (East Region 1st Round, Syracuse, N.Y.)	W	101-52
		Navy (East Region 2nd Round, Syracuse, N.Y.)	L	85-97
NCAA	Villanova	Virginia Tech (Southeast Region 1st Round, Baton Rouge, La.)	W	71-62
		Georgia Tech (Southeast Region 2nd Round, Baton Rouge, La.)	L	61-66



*Doug West, Villanova*



*Mark Bryant, Seton Hall*



*Billy Donovan, Providence*




*Mark Jackson, St. John's*

## 1984-85

**NCAA Record:** 18-5 (including two games between BIG EAST teams)

NCAA	Boston College	Texas Tech (Midwest Region 1st Round, Houston)	W	55-53
		Duke (Midwest Region 2nd Round, Houston)	W	74-73
		Memphis State (Midwest Region Semifinal, Dallas, Texas)	L	57-59
NCAA	Georgetown	Lehigh (East Region 1st Round, Hartford, Conn.)	W	68-43
		Temple (East Region 2nd Round, Hartford, Conn.)	W	63-46
		Loyola (East Region Semifinal, Providence, R.I.)	W	65-53
		Georgia Tech (East Region Final, Providence, R.I.)	W	60-54
		St. John's (Final Four, Lexington, Ky.)	W	77-59
		Villanova (Final Four, Lexington, Ky.)	L	64-66
NCAA	Pittsburgh	Louisiana Tech (Midwest Region 1st Round, Tulsa, Okla.)	L	54-78
NCAA	St. John's	Southern (West Region 1st Round, Salt Lake City, Utah)	W	83-59
		Arkansas (West Region 2nd Round, Salt Lake City, Utah)	W	68-65
		Kentucky (West Region Semifinal, Denver, Colo.)	W	86-70
		NC State (West Region Final, Denver, Colo.)	W	69-60
		Georgetown (Final Four, Lexington, Ky.)	L	59-77
NCAA	Syracuse	DePaul (East Region 1st Round, Atlanta, Ga.)	W	70-65
		Georgia Tech (East Region 2nd Round, Atlanta, Ga.)	L	53-70
NCAA	Villanova	Dayton (Southeast Region 1st Round, Dayton, Ohio)	W	51-49
		Michigan (Southeast Region 2nd Round, Dayton, Ohio)	W	59-55
		Maryland (Southeast Region Semifinal, Birmingham, Ala.)	W	46-43
		North Carolina (Southeast Region Final, Birmingham, Ala.)	W	56-44
		Memphis State (Final Four, Lexington, Ky.)	W	52-45
		Georgetown (Final Four, Lexington, Ky.)	W	66-64

**Final 16:** Boston College; **Final 4:** St. John's; **Championship Game:** Georgetown, Villanova; **Champion:** Villanova



*Reggie Williams, Georgetown*

## 1983-84

**NCAA Record:** 7-3 ; **NIT Record:** 3-2

NIT	Boston College	St. Joseph's (1st Round, Philadelphia, Pa.)	W	76-63
		Notre Dame (2nd Round, Chestnut Hill, Mass.)	L	52-66
NCAA	Georgetown	SMU (West Region 2nd round, Pullman, Wash.)	W	37-36
		UNLV (West Region Semifinal, Los Angeles, Calif.)	W	62-48
		Dayton (West Region Final, Los Angeles, Calif.)	W	61-49
		Kentucky (Final Four, Seattle, Wash.)	W	53-40
		Houston (Final Four, Seattle, Wash.)	W	84-75
NIT	Pittsburgh	La Salle (1st Round, Philadelphia, Pa.)	W	95-91
		Florida State (2nd Round, Greensboro, N.C.)	W	66-63
		Notre Dame (3rd Round, Pittsburgh, Pa.)	L	64-72
NCAA	St. John's	Temple (East Region 1st Round, Charlotte, N.C.)	L	63-65
NCAA	Syracuse	VCU (East Region 2nd round, East Rutherford, N.J.)	W	78-63
		Virginia (East Region Semifinal, Atlanta, Ga.)	L	55-63
NCAA	Villanova	Marshall (Mideast Region 1st Round, Milwaukee, Wis.)	W	84-72
		Illinois (Mideast Region 2nd Round, Milwaukee, Wis.)	L	56-64

**Final 16:** Syracuse; **Champion:** Georgetown

## 1982-83

**NCAA Record:** 6-5

NCAA	Boston College	Princeton (West Region 2nd Round, Corvallis, Ore.)	W	51-42
		Virginia (West Region Semifinal, Ogden, Utah)	L	92-95
NCAA	Georgetown	Alcorn State (Mideast Region 1st Round, Louisville, Ky.)	W	68-63
		Memphis State (Mideast Region 2nd Round, Louisville, Ky.)	L	57-66
NCAA	St. John's	Rutgers (East Region 2nd Round, Hartford, Conn.)	W	66-55
		Georgia (East Region Semifinal, Syracuse, N.Y.)	L	67-70
NCAA	Syracuse	Morehead State (East Region 1st Round, Hartford, Conn.)	W	74-59
		Ohio State (East Region 2nd Round, Hartford, Conn.)	L	74-79
NCAA	Villanova	Lamar (Midwest Region 2nd round, Houston, Texas)	W	60-58
		Iowa (Midwest Region Semifinal, Kansas City, Mo.)	W	55-54
		Houston (Midwest Region Final, Kansas City, Mo.)	L	71-89

**Final 16:** Boston College, St. John's; **Final 8:** Villanova


# Postseason History

## 1981-82

**NCAA Record:** 10-4 ; **NIT Record:** 1-2

NCAA	Boston College	San Francisco (Midwest Region 1st Round, Dallas, Texas)	W	80-66
		DePaul (Midwest Region 2nd Round, Dallas, Texas)	W	82-75
		Kansas State (Midwest Region Semifinal, St. Louis, Mo.)	W	69-65
		Houston (Midwest Region Final, St. Louis, Mo.)	L	92-99
NIT	Connecticut	Dayton (1st Round, Dayton, Ohio)	L	75-76 OT
NCAA	Georgetown	Wyoming (West Region 2nd round, Logan, Utah)	W	51-43
		Fresno State (West Region Semifinal, Provo, Utah)	W	58-40
		Oregon State (West Region Final, Provo, Utah)	W	69-45
		Louisville (Final Four, New Orleans, La.)	W	50-46
NCAA	St. John's	North Carolina (Final Four, New Orleans, La.)	L	62-63 2nd
		Penn (East Region 1st Round, Uniondale, N.Y.)	W	66-56
NIT	Syracuse	Alabama (East Region 2nd Round, Uniondale, N.Y.)	L	68-69
		St. Peter's (1st Round, Syracuse, N.Y.)	W	84-75
NCAA	Villanova	Bradley (2nd Round, Syracuse, N.Y.)	L	81-95
		Northeastern (East Region 2nd Round, Uniondale, N.Y.)	W	76-72 3OT
		Memphis State (East Region Semifinal, Raleigh, N.C.)	W	70-66 OT
		North Carolina (East Region Final, Raleigh, N.C.)	L	60-70

**Final 8:** Boston College, Villanova; **Final 4:** Georgetown; **Championship Game:** Georgetown



*Eric Floyd, Georgetown*

## 1980-81

**NCAA Record:** 3-3 ; **NIT Record:** 5-3

NCAA	Boston College	Ball State (Mideast Region 1st Round, Tuscaloosa, Ala.)	W	93-90		
		Wake Forest (Mideast Regional, 2nd Round, Tuscaloosa, Ala.)	W	67-64		
		St. Joseph's (Mideast Region Semifinal, Bloomington, Ind.)	L	41-42		
NIT	Connecticut	South Florida (1st Round, Tampa, Fla.)	W	65-55		
		Minnesota (2nd Round, Hartford, Conn.)	L	66-84		
NCAA	Georgetown	James Madison (East Region 1st Round, Providence, R.I.)	L	55-61		
NIT	St. John's	Alabama (1st Round, Jamaica, N.Y.)	L	69-73 OT		
NIT	Syracuse	Marquette (1st Round, Syracuse, N.Y.)	W	88-81		
		Holy Cross (2nd Round, Syracuse, N.Y.)	W	77-57		
		Michigan (3rd Round, Syracuse, N.Y.)	W	91-76		
		Purdue (Semifinals, MSG, New York, N.Y.)	W	70-63		
		Tulsa (Championship, MSG, New York, N.Y.)	L	84-86 OT 2nd		
		NCAA	Villanova	Houston (East Region 1st Round, Charlotte, N.C.)	W	90-72
		Virginia (East Region 2nd Round, Charlotte, N.C.)	L	50-54		


**Final 16:** Boston College

## 1979-80

**NCAA Record:** 3-3 ; **NIT Record:** 1-2

NIT	Boston College	Boston University (1st Round, Chestnut Hill, Mass.)	W	95-74
		Virginia (2nd Round, Charlottesville, Va.)	L	55-57
NIT	Connecticut	St. Peter's (1st Round, Storrs, Conn.)	L	56-71
NCAA	Georgetown	Iona (East Region 2nd Round, Providence, R.I.)	W	74-71
		Maryland (East Region Semifinal, Philadelphia, Pa.)	W	74-68
		Iowa (East Region Final, Philadelphia, Pa.)	L	80-81
		Purdue (Midwest Region 2nd Round, West Lafayette, Ind.)	L	72-87
NCAA	St. John's	Villanova (East Region 2nd Round, Providence, R.I.)	W	97-83
NCAA	Syracuse	Iowa (East Region Semifinal, Philadelphia, Pa.)	L	77-88

**Final 16:** Syracuse; **Final 8:** Georgetown



*Willie Glass, St. John's*

# Postseason Awards

## CONSENSUS ALL-AMERICA

Teams used for consensus selections: Associated Press, 1948-2012; United Press International, 1949-97; National Association of Basketball Coaches, 1957-2012; U.S. Basketball Writers Association, 1960-2012. Sporting News 1943-46, 1997-2012.

- 2019 Markus Howard (Marquette), 2nd Team
- 2018 Jalen Brunson (Villanova), 1st Team  
Trevon Bluiett (Xavier), 2nd Team
- 2017 Josh Hart (Villanova), 1st Team
- 2016 Kris Dunn (Providence), 2nd Team
- 2014 Doug McDermott (Creighton), 1st Team
- 2013 Otto Porter (Georgetown), 1st Team
- 2012 Kevin Jones (West Virginia), 2nd Team
- 2011 Kemba Walker (Connecticut), 1st Team\*  
Ben Hansbrough (Notre Dame), 2nd Team
- 2010 Wes Johnson (Syracuse), 1st Team  
Scottie Reynolds (Villanova), 1st Team\*  
Luke Harangody (Notre Dame), 2nd Team
- 2009 DeJuan Blair (Pittsburgh), 1st Team  
Luke Harangody (Notre Dame), 2nd Team  
Hasheem Thabeet (Connecticut), 2nd Team
- 2008 Luke Harangody (Notre Dame), 2nd Team
- 2006 Randy Foye (Villanova), 1st Team\*  
Rudy Gay (Connecticut), 2nd Team  
Allan Ray (Villanova), 2nd Team
- 2005 Hakim Warrick (Syracuse), 2nd Team
- 2004 Ryan Gomes (Providence), 1st Team  
Emeka Okafor (Connecticut), 1st Team
- 2003 Carmelo Anthony (Syracuse), 2nd Team  
Troy Bell (Boston College), 2nd Team
- 2000 Troy Murphy (Notre Dame), 1st Team
- 2001 Troy Murphy (Notre Dame), 1st Team  
Troy Bell (Boston College), 2nd Team  
Michael Bradley (Villanova), 2nd Team
- 2000 Troy Murphy (Notre Dame), 1st Team
- 1999 Richard Hamilton (Connecticut), 1st team
- 1998 Pat Garrity (Notre Dame), 2nd Team  
Richard Hamilton (Connecticut), 2nd Team
- 1996 Ray Allen (Connecticut), 1st team  
Allen Iverson (Georgetown), 1st team  
Kerry Kittles (Villanova), 1st team  
John Wallace (Syracuse), 2nd team
- 1994 Donyell Marshall (Connecticut), 1st team
- 1993 Terry Dehere (Seton Hall), 2nd team
- 1992 Alonzo Mourning (Georgetown), 1st team
- 1991 Billy Owens (Syracuse), 1st team
- 1990 Derrick Coleman (Syracuse), 1st team  
Alonzo Mourning (Georgetown), 2nd team
- 1989 Sherman Douglas (Syracuse), 2nd team
- 1988 Rony Seikaly (Syracuse), 2nd team  
Jerome Lane (Pittsburgh), 2nd team
- 1987 Reggie Williams (Georgetown), 1st team  
Mark Jackson (St. John's), 2nd team
- 1986 Walter Berry (St. John's), 1st team
- 1985 Chris Mullin (St. John's), 1st team  
Patrick Ewing (Georgetown), 1st team  
Dwayne Washington (Syracuse), 2nd team
- 1984 Patrick Ewing (Georgetown), 1st team  
Chris Mullin (St. John's), 2nd team
- 1983 Patrick Ewing (Georgetown), 1st team
- 1982 Eric Floyd (Georgetown), 1st team

## NCAA POSTGRADUATE SCHOLARSHIP

- 2006 Joe Herber (West Virginia)
- 1986 Joey David (Pittsburgh)
- 1983 John Pinone (Villanova)
- 1981 Frank Gilroy (St. John's),  
Dan Schayes (Syracuse)
- 1980 James Sweeney (Boston College)

## EASTMAN AWARD

- 1985 Patrick Ewing (Georgetown)
- 1986 Walter Berry (St. John's)

## JOHN WOODEN AWARD

- 2018 Jalen Brunson (Villanova)
- 2014 Doug McDermott (Creighton)
- 1986 Walter Berry (St. John's)
- 1985 Chris Mullin (St. John's)

## AP PLAYER OF THE YEAR

- 2018 Jalen Brunson (Villanova)
- 2014 Doug McDermott (Creighton)
- 1986 Walter Berry (St. John's)
- 1985 Patrick Ewing (Georgetown)

## UPI PLAYER OF THE YEAR

- 1986 Walter Berry (St. John's)
- 1985 Chris Mullin (St. John's)

## NABC PLAYER OF THE YEAR

- 2018 Jalen Brunson (Villanova)
- 2014 Doug McDermott (Creighton)
- 2004 Emeka Okafor (Connecticut)
- 1986 Walter Berry (St. John's)
- 1985 Patrick Ewing (Georgetown)

## USBWA PLAYER OF THE YEAR

- 2018 Jalen Brunson (Villanova)
- 2014 Doug McDermott (Creighton)
- 1986 Walter Berry (St. John's)
- 1985 Chris Mullin (St. John's)

## USBWA MOST COURAGEOUS ATHLETE

- 1999 Jacky Kaba (Seton Hall)
- 1994 Orlando Antigua (Pittsburgh)
- 1991 Eric Murdock (Providence)

## BASKETBALL WEEKLY PLAYER OF THE YEAR

- 1985 Patrick Ewing (Georgetown)
- 1986 Walter Berry (St. John's)

## BASKETBALL TIMES PLAYER OF THE YEAR

- 1990 Derrick Coleman (Syracuse)
- 1985 Patrick Ewing (Georgetown)

## SPORTING NEWS

### PLAYER OF THE YEAR

- 2018 Jalen Brunson (Villanova)
- 2014 Doug McDermott (Creighton)
- 1986 Walter Berry (St. John's)
- 1985 Patrick Ewing (Georgetown)

### NAISMITH AWARD

- 2018 Jalen Brunson (Villanova)
- 2014 Doug McDermott (Creighton)
- 1985 Patrick Ewing (Georgetown)

### FRANCES POMEROY NAISMITH AWARD

- 1980 Jim Sweeney (Boston College)

## BIG EAST BASKETBALL SCHOLAR-ATHLETE OF THE YEAR

- 2019 Michael Nzei (Seton Hall)
- 2018 Jalen Brunson (Villanova)
- 2017 Billy Garrett, Jr. (DePaul)
- 2016 Kellen Dunham (Butler)
- 2015 Alex Barlow (Butler)
- 2014 Alex Barlow (Butler)
- 2013 Peyton Siva (Louisville)
- 2012 Tim Abromaitis (Notre Dame)
- 2011 Tim Abromaitis (Notre Dame)
- 2010 Tim Abromaitis (Notre Dame)
- 2009 Alex Ruoff (West Virginia)
- 2008 Ted Talkington (West Virginia)
- 2007 Aaron Gray (Georgetown)
- 2006 Joe Herber (West Virginia)
- 2005 Craig Forth (Syracuse)
- 2004 Emeka Okafor (Connecticut)
- 2003 Emeka Okafor (Connecticut)
- 2002 Carlton Carter (Virginia Tech)
- 2001 Ruben Boumtje Boumtje (Georgetown)
- 2000 Lavor Postell (St. John's)
- 1999 Rob Hodgson (Rutgers)
- 1998 Pat Garrity (Notre Dame)
- 1997 Ya Ya Dia (Georgetown)
- 1996 Adrian Griffin (Seton Hall)
- 1995 Marc Molinsky (Boston College)
- 1994 Arturas Karnisovas (Seton Hall)
- 1993 Arturas Karnisovas (Seton Hall)
- 1992 Darren Morningstar (Pittsburgh)
- 1991 Greg Woodard (Villanova)
- 1990 Stephen Thompson (Syracuse)
- 1989 Ramon Ramos (Seton Hall)
- 1988 Mark Plansky (Villanova)
- 1987 Harold Jensen (Villanova)
- 1986 Ron Rowan (St. John's)
- 1985 Mike Moses (St. John's)

## BIG EAST SCHOLAR-ATHLETE OF THE YEAR

- 1987 Harold Jensen (Villanova)
- 1985 Joey David (Pittsburgh)

# All-America Selections

Five organizations have been used during BIG EAST history to name All-America selections. They are the Associated Press, United Press International, The Sporting News, United States Basketball Writers Association and the National Association of Basketball Coaches. The Sporting News replaced UPI in 1997.

## ASSOCIATED PRESS (86)

- 2019 Markus Howard, Marquette (2nd Team)
- 2018 Jalen Brunson, Villanova (1st Team)  
Trevon Bluiett, Xavier (2nd Team)  
Mikal Bridges, Villanova (3rd Team)
- 2017 Josh Hart, Villanova (1st Team)
- 2016 Kris Dunn, Providence (2nd Team)
- 2014 Doug McDermott, Creighton (First Team)
- 2013 Otto Porter, Georgetown (First Team)
- 2012 Kris Joseph, Syracuse (2nd Team)  
Kevin Jones, West Virginia (2nd Team)  
Jae Crowder, Marquette (3rd Team)
- 2011 Kemba Walker, Connecticut (1st Team)  
Ben Hansbrough, Notre Dame (2nd Team)  
Marshon Brooks, Providence (3rd Team)
- 2010 Wes Johnson, Syracuse (1st Team)  
Scottie Reynolds, Villanova (1st Team)  
Da'Sean Butler, West Virginia (2nd Team)  
Greg Monroe, Georgetown (3rd Team)  
Luke Harangody, Notre Dame (3rd Team)
- 2009 DeJuan Blair, Pittsburgh (1st Team)  
Hasheem Thabeet, Connecticut (2nd Team)  
Luke Harangody, Notre Dame (2nd Team)  
Jerel McNeal, Marquette (2nd Team)  
Terrence Williams, Louisville (3rd Team)  
Sam Young, Pittsburgh (3rd Team)
- 2008 Luke Harangody, Notre Dame (2nd Team)  
Roy Hibbert, Georgetown (2nd Team)
- 2007 Aaron Gray, Pittsburgh (3rd Team)  
Jeff Green, Georgetown (3rd Team)
- 2006 Randy Foye, Villanova (1st Team)  
Rudy Gay, Connecticut (2nd Team)  
Allan Ray, Villanova (3rd Team)
- 2005 Hakim Warrick, Syracuse (1st Team)
- 2004 Emeka Okafor, Connecticut (1st Team)  
Ryan Gomes, Providence (1st Team)  
Hakim Warrick, Syracuse (3rd Team)
- 2003 Carmelo Anthony, Syracuse (2nd Team)  
Troy Bell, Boston College (2nd Team)
- 2002 Brandin Knight, Pittsburgh (3rd Team)
- 2001 Troy Murphy, Notre Dame (1st Team)  
Troy Bell, Boston College (2nd Team)  
Michael Bradley, Villanova (2nd Team)
- 2000 Troy Murphy, Notre Dame (1st Team)
- 1999 Richard Hamilton, Connecticut (1st Team)  
Tim James, Miami (3rd Team)  
Ron Artest, St. John's (3rd Team)
- 1998 Richard Hamilton, Connecticut (2nd Team)  
Pat Garrity, Notre Dame (2nd Team)
- 1996 Ray Allen, Connecticut (1st Team)  
Allen Iverson, Georgetown (1st Team)  
Kerry Kittles, Villanova (1st Team)  
John Wallace, Syracuse (2nd Team)
- 1995 Kerry Kittles, Villanova (2nd Team)  
Ray Allen, Connecticut (3rd Team)  
Lawrence Moten, Syracuse (3rd Team)
- 1994 Donyell Marshall, Connecticut (1st Team)
- 1993 Terry Dehere, Seton Hall (2nd Team)
- 1992 Alonzo Mourning, Georgetown (1st Team)  
Malik Sealy, St. John's (3rd Team)
- 1991 Billy Owens, Syracuse (1st Team)  
Eric Murdock, Providence (2nd Team)

- Dikembe Mutombo, Georgetown (3rd Team)
- 1980 Reggie Carter, St. John's (2nd Team)
- 1990 Derrick Coleman, Syracuse (1st Team)  
Alonzo Mourning, Georgetown (2nd Team)
- 1989 Sherman Douglas, Syracuse (1st Team)  
Charles Smith, Georgetown (2nd Team)  
Alonzo Mourning, Georgetown (3rd Team)
- 1988 Jerome Lane, Pittsburgh (2nd Team)  
Sherman Douglas, Syracuse (3rd Team)
- 1987 Reggie Williams, Georgetown (1st Team)  
Mark Jackson, St. John's (2nd Team)  
Jerome Lane, Pittsburgh (3rd Team)
- 1986 Walter Berry, St. John's (1st Team)  
Dwayne Washington, Syracuse (3rd Team)
- 1985 Patrick Ewing, Georgetown (1st Team)  
Chris Mullin, St. John's (1st Team)  
Dwayne Washington, Syracuse (3rd Team)
- 1984 Patrick Ewing, Georgetown (1st Team)  
Chris Mullin, St. John's (2nd Team)
- 1983 Patrick Ewing, Georgetown (1st Team)  
John Pinone, Villanova (3rd Team)
- 1982 Eric Floyd, Georgetown (1st Team)  
Dan Callandrillo, Seton Hall (3rd Team)
- 1981 Eric Floyd, Georgetown (2nd Team)

## UNITED PRESS INTERNATIONAL (38)

- 1996 Ray Allen, Connecticut (1st Team)  
Allen Iverson, Georgetown (1st Team)  
Kerry Kittles, Villanova (2nd Team)  
Doron Sheffer, Connecticut (3rd Team)  
John Wallace, Syracuse (3rd Team)
- 1995 Kerry Kittles, Villanova (2nd Team)  
Ray Allen, Connecticut (3rd Team)
- 1994 Donyell Marshall, Connecticut (1st Team)
- 1993 Terry Dehere, Seton Hall (2nd Team)
- 1992 Alonzo Mourning, Georgetown (1st Team)  
Malik Sealy, St. John's (2nd Team)
- 1991 Billy Owens, Syracuse (1st Team)  
Eric Murdock, Providence (2nd Team)  
Dikembe Mutombo, Georgetown (3rd Team)
- 1990 Derrick Coleman, Syracuse (1st Team)  
Billy Owens, Syracuse (3rd Team)
- 1989 Derrick Coleman, Syracuse (2nd Team)  
Charles Smith, Georgetown (2nd Team)  
Alonzo Mourning, Georgetown (3rd Team)
- 1988 Sherman Douglas, Syracuse (2nd Team)  
Rony Seikaly, Syracuse (3rd Team)
- 1987 Reggie Williams, Georgetown (1st Team)  
Mark Jackson, St. John's (2nd Team)  
Jerome Lane, Pittsburgh (3rd Team)
- 1986 Walter Berry, St. John's (1st Team)  
Dwayne Washington, Syracuse (2nd Team)
- 1985 Patrick Ewing, Georgetown (1st Team)  
Chris Mullin, St. John's (1st Team)  
Dwayne Washington, Syracuse (2nd Team)
- 1984 Patrick Ewing, Georgetown (1st Team)  
Chris Mullin, St. John's (1st Team)
- 1983 Patrick Ewing, Georgetown (2nd Team)  
Chris Mullin, St. John's (3rd Team)
- 1982 Eric Floyd, Georgetown (1st Team)  
Dan Callandrillo, Seton Hall (3rd Team)
- 1980 Reggie Carter, St. John's (2nd Team)  
Roosevelt Bouie, Syracuse (3rd Team)

## SPORTING NEWS (42)

- (replaced the UPI Team in 1997)
- 2019 Markus Howard, Marquette (2nd Team)
- 2018 Jalen Brunson, Villanova (1st Team)  
Trevon Bluiett, Xavier (2nd Team)  
Mikal Bridges, Villanova (3rd Team)
- 2017 Josh Hart, Villanova (1st Team)
- 2016 Kris Dunn, Providence (2nd Team)
- 2015 Darrun Hilliard, Villanova (Second Team)
- 2014 Doug McDermott, Creighton (First Team)
- 2013 Otto Porter, Georgetown (First Team)
- 2012 Jae Crowder, Marquette (2nd Team)  
Kevin Jones, West Virginia (3rd Team)
- 2011 Kemba Walker, Connecticut (1st Team)  
Ben Hansbrough, Notre Dame (2nd Team)
- 2010 Scottie Reynolds, Villanova (1st Team)  
Wes Johnson, Syracuse (2nd Team)  
Luke Harangody, Notre Dame (3rd Team)
- 2009 DeJuan Blair, Pittsburgh (1st Team)  
Hasheem Thabeet, Connecticut (2nd Team)  
Jerel McNeal, Marquette (2nd Team)  
Luke Harangody, Notre Dame (3rd Team)  
Sam Young, Pittsburgh (3rd Team)
- 2008 Luke Harangody, Notre Dame (2nd Team)
- 2006 Randy Foye, Villanova (1st Team)  
Allan Ray, Villanova (2nd Team)
- 2005 Hakim Warrick, Syracuse (2nd Team)
- 2004 Emeka Okafor, Connecticut (1st Team)  
Ryan Gomes, Providence (1st Team)  
Hakim Warrick, Syracuse (2nd Team)  
Andre Barrett, Seton Hall (3rd Team)
- 2003 Carmelo Anthony, Syracuse (1st Team)  
Troy Bell, Boston College (2nd Team)  
Mike Sweetney, Georgetown (3rd Team)
- 2002 Caron Butler, Connecticut (2nd Team)  
Brandin Knight, Pittsburgh (2nd Team)
- 2001 Troy Murphy, Notre Dame (1st Team)  
Troy Bell, Boston College (2nd Team)  
Michael Bradley, Villanova (2nd Team)
- 2000 Troy Murphy, Notre Dame (2nd Team)
- 1999 Richard Hamilton, Connecticut (1st Team)
- 1998 Richard Hamilton, Connecticut (2nd Team)  
Pat Garrity, Notre Dame (2nd Team)

## USBWA (60)

- 2019 Markus Howard, Marquette (2nd Team)
- 2018 Jalen Brunson, Villanova (1st Team)  
Trevon Bluiett, Xavier (2nd Team)
- 2017 Josh Hart, Villanova (1st Team)
- 2016 Kris Dunn, Providence (2nd Team)
- 2014 Doug McDermott, Creighton (1st Team)
- 2013 Otto Porter, Georgetown (First Team)
- 2012 Kevin Jones, West Virginia (2nd Team)
- 2011 Kemba Walker, Connecticut (1st Team)  
Ben Hansbrough, Notre Dame (2nd Team)
- 2010 Wes Johnson, Syracuse (1st Team)  
Scottie Reynolds, Villanova (1st Team)  
Luke Harangody, Notre Dame (2nd Team)
- 2009 DeJuan Blair, Pittsburgh (1st Team)  
Luke Harangody, Notre Dame (2nd Team)  
Hasheem Thabeet, Connecticut (2nd Team)
- 2008 Luke Harangody, Notre Dame (2nd Team)  
A.J. Price, Connecticut (2nd Team)
- 2007 Jeff Green, Georgetown (2nd Team)
- 2006 Randy Foye, Villanova (1st Team)  
Rudy Gay, Connecticut (2nd Team)
- 2005 Hakim Warrick, Syracuse (2nd Team)

# All-America Selections

## USBWA (CONTINUED)

- 2004 Emeka Okafor, Connecticut (1st Team)  
Ryan Gomes Providence (1st Team)
- 2003 Carmelo Anthony, Syracuse (2nd Team)  
Troy Bell, Boston College (2nd Team)
- 2001 Troy Murphy, Notre Dame (1st Team)  
Troy Bell, Boston College (2nd Team)  
Michael Bradley, Villanova (2nd Team) 2000  
Troy Murphy, Notre Dame (1st Team)
- 1999 Richard Hamilton, Connecticut (1st Team)
- 1998 Richard Hamilton, Connecticut (2nd Team)  
Pat Garrity, Notre Dame (3rd Team)
- 1996 Ray Allen, Connecticut (1st Team)  
Allen Iverson, Georgetown (1st Team)  
Kerry Kittles, Villanova (2nd Team)  
John Wallace, Syracuse (2nd Team)
- 1995 Kerry Kittles, Villanova (2nd Team) 1994  
Donyell Marshall, Connecticut (1st Team)
- 1992 Alonzo Mourning, Georgetown (1st Team)  
Malik Sealy, St. John's (2nd Team)
- 1991 Billy Owens, Syracuse (1st Team)  
Eric Murdock, Providence (2nd Team)
- 1990 Derrick Coleman, Syracuse (1st Team)
- 1988 Rony Seikaly, Syracuse (2nd Team)  
Jerome Lane, Pittsburgh (2nd Team)
- 1987 Reggie Williams, Georgetown (1st Team)  
Mark Jackson, St. John's (2nd Team)
- 1986 Walter Berry, St. John's (1st Team)
- 1985 Patrick Ewing, Georgetown (1st Team)  
Chris Mullin, St. John's (1st Team)  
Dwayne Washington, Syracuse (2nd Team)
- 1984 Patrick Ewing, Georgetown (1st Team)  
Chris Mullin, St. John's (2nd Team)
- 1983 Patrick Ewing, Georgetown
- 1982 Eric Floyd, Georgetown
- 1980 Reggie Carter, St. John's

## NATIONAL ASSOCIATION OF BASKETBALL COACHES (84)

- 2019 Markus Howard, Marquette (2nd Team)
- 2018 Jalen Brunson, Villanova (First Team)  
Trevon Bluiett, Xavier (Second Team)  
Mikal Bridges, Villanova (Third Team)
- 2016 Kris Dunn, Providence (2nd Team)
- 2014 Doug McDermott, Creighton (First Team)
- 2013 Otto Porter, Georgetown (First Team)
- 2012 Kevin Jones, West Virginia (2nd Team)  
Jae Crowder, Marquette (3rd Team)
- 2011 Kemba Walker, Connecticut (1st Team)  
Ben Hansbrough, Notre Dame (2nd Team)
- 2010 Wes Johnson, Syracuse (1st Team)  
Scottie Reynolds, Villanova (1st Team)  
Da'Sean Butler, West Virginia (3rd Team)  
Luke Harangody, Notre Dame (3rd Team)  
Greg Monroe, Georgetown (3rd Team)
- 2009 Hasheem Thabeet, Conn. (1st Team)  
DeJuan Blair, Pittsburgh (2nd Team)  
Luke Harangody, Notre Dame (3rd Team)  
Jerel McNeal, Marquette (3rd Team)  
Terrenc Williams, Louisville (3rd Team)
- 2008 Luke Harangody, Notre Dame (1st Team)  
Roy Hibbert, Georgetown (2nd Team)
- 2007 Aaron Gray, Pittsburgh (3rd Team)  
Jeff Green, Georgetown (3rd Team)
- 2006 Rudy Gay, Connecticut (1st Team)  
Randy Foye, Villanova (1st Team)  
Allan Ray, Villanova (2nd Team)  
Kevin Pittsnogle, West Virginia (3rd Team)

- 2005 Hakim Warrick, Syracuse (1st Team)  
Craig Smith, Boston College (2nd Team)
- 2004 Emeka Okafor, Connecticut (1st Team)  
Ryan Gomes, Providence (2nd Team)  
Hakim Warrick, Syracuse (3rd Team)
- 2003 Carmelo Anthony, Syracuse (2nd Team)  
Mike Sweetney, Georgetown (2nd Team)  
Emeka Okafor, Connecticut (3rd Team)
- 2001 Troy Murphy, Notre Dame (1st Team)  
Troy Bell, Boston College (2nd Team)  
Michael Bradley, Villanova (2nd Team)
- 2000 Troy Murphy, Notre Dame (2nd Team)  
Eton Thomas, Syracuse (3rd Team)
- 1999 Richard Hamilton, Connecticut (1st Team)  
Tim James, Miami (3rd Team)  
Ron Artest, St. John's (3rd Team)
- 1998 Richard Hamilton, Connecticut (2nd Team)  
Pat Garrity, Notre Dame (2nd Team)
- 1996 Ray Allen, Connecticut (1st Team)  
Allen Iverson, Georgetown (1st Team)  
Kerry Kittles, Villanova (1st Team)  
John Wallace, Syracuse (2nd Team)
- 1995 Kerry Kittles, Villanova (2nd Team)  
Ray Allen, Connecticut (3rd Team)  
Lawrence Moten, Syracuse (3rd Team)
- 1994 Donyell Marshall, Connecticut (1st Team)  
Bill Curley, Boston College (3rd Team)
- 1993 Terry Dehere, Seton Hall (3rd Team)
- 1992 Alonzo Mourning, Georgetown (2nd Team)
- 1991 Billy Owens, Syracuse (1st Team)  
Alonzo Mourning, Georgetown (3rd Team)  
Eric Murdock, Providence (3rd Team)
- 1990 Derrick Coleman, Syracuse (1st Team)  
Alonzo Mourning, Georgetown (1st Team)  
Billy Owens, Syracuse (3rd Team)
- 1989 Derrick Coleman, Syracuse (3rd Team)  
Sherman Douglas, Syracuse (3rd Team)
- 1988 Rony Seikaly, Syracuse (2nd Team)  
Charles Smith, Pittsburgh (2nd Team)
- 1987 Reggie Williams, Georgetown (1st Team)  
Mark Jackson, St. John's (2nd Team)  
Jerome Lane, Pittsburgh (3rd Team)
- 1986 Walter Berry, St. John's (1st Team)  
Dwayne Washington, Syracuse (3rd Team)
- 1985 Patrick Ewing, Georgetown (1st Team)  
Chris Mullin, St. John's (1st Team)  
Dwayne Washington, Syracuse (3rd Team)
- 1984 Patrick Ewing, Georgetown (1st Team)  
Chris Mullin, St. John's (1st Team)
- 1983 Patrick Ewing, Georgetown (1st Team)
- 1982 Eric Floyd, Georgetown (1st Team)  
John Bagley, Boston College (3rd Team)  
Dan Callandrillo, Seton Hall (3rd Team)
- 1980 Roosevelt Bouie, Syracuse (3rd Team)

## COSIDA ACADEMIC

### ALL-AMERICA TEAM (27)

- 2018 Ryan Clement, Creighton (First Team)  
Jalen Brunson, Villanova (Second Team)
- 2015 Alex Barlow, Butler (Second Team)
- 2011 Tim Abromaitis, Notre Dame (1st Team)
- 2010 Tim Abromaitis, Notre Dame (1st Team)
- 2009 Alex Ruoff, West Virginia (1st Team)
- 2008 Alex Ruoff, West Virginia (3rd Team)
- 2006 Chris Quinn, Notre Dame (1st Team)  
Johannes Herber, West Virginia (1st Team)
- 2005 Johannes Herber, West Virginia (1st Team)  
Craig Forth, Syracuse (2nd Team)

- 2004 Emeka Okafor, Connecticut (1st Team)  
Craig Forth, Syracuse (3rd Team)  
Joe Herber, West Virginia (3rd Team)
- 2003 Emeka Okafor, Connecticut (1st Team)  
James Jones, Miami (2nd Team)
- 1998 Pat Garrity, Notre Dame (1st Team)  
Damian Owens, West Virginia (2nd Team)
- 1997 Pat Garrity, Notre Dame (1st Team)
- 1994 Arturas Karnishovas, Seton Hall (2nd Team)
- 1987 Harold Jensen, Villanova (1st Team)
- 1986 Harold Jensen, Villanova (1st Team)  
Joey David, Pittsburgh (2nd Team)
- 1983 John Pinone, Villanova (1st Team)
- 1982 John Pinone, Villanova
- 1981 Dan Schayes, Syracuse
- 1980 James Sweeney, Boston College

## SENIOR CLASS AWARD (4)

- 2017 Josh Hart, Villanova
- 2015 Alex Barlow, Butler
- 2014 Doug McDermott, Creighton
- 2010 Da'Sean Butler, West Virginia

## OLYMPIANS

- 2016 Carmelo Anthony (Syracuse), Kyle Lowry (Villanova), Jimmy Butler (Marquette)
- 2012 Carmelo Anthony (Syracuse), USA gold medal  
Rimas Kaukenas (Seton Hall), Lithuania  
Andrew Sullivan (Villanova), Great Britain
- 2008 Carmelo Anthony (Syracuse), USA gold medal
- 2004 Emeka Okafor (Connecticut), Allen Iverson (Georgetown), Carmelo Anthony (Syracuse), USA bronze medal
- 2000 Ray Allen (Connecticut) & Alonzo Mourning (Georgetown), USA gold medal  
Andrew Gaze (Seton Hall), Australia  
Rowan Barrett (St. John's), Canada
- 1996 Arturas Karnishovas (Seton Hall), Lithuania bronze medal  
Andrew Gaze (Seton Hall) Australia
- 1992 Chris Mullin (St. John's) & Patrick Ewing (Georgetown), USA gold medal  
Arturas Karnishovas (Seton Hall), Lithuania bronze medal
- 1988 Charles Smith (Georgetown), USA bronze medal  
Charles Smith (Pittsburgh), USA bronze medal  
Vincente Ithier (Connecticut), Puerto Rico  
Ramon Ramos (Seton Hall), Puerto Rico  
Andrew Gaze (Seton Hall), Australia
- 1984 Chris Mullin (St. John's) & Patrick Ewing (Georgetown), USA gold medal  
Bill Wennington (St. John's), Canada



# Postseason Honors

## NCAA FINAL FOUR MVPS

2018 Donte DiVincenzo (Villanova)  
 2016 Ryan Arcidiacono (Villanova)  
 2013 Luke Hancock (Louisville)  
 2011 Kemba Walker (Connecticut)  
 2004 Emeka Okafor (Connecticut)  
 2003 Carmelo Anthony (Syracuse)  
 1999 Richard Hamilton (Connecticut)  
 1985 Ed Pinckney (Villanova)  
 1984 Patrick Ewing (Georgetown)

## NCAA FINAL FOUR ALL-TOURNAMENT CHOICES

2018 Donte DiVincenzo, Jalen Brunson, Mikal Bridges (Villanova)  
 2016 Ryan Arcidiacono, Phil Booth, Josh Hart (Villanova)  
 2013 Luke Hancock, Peyton Siva, Chance Benhanan (Louisville)  
 2011 Kemba Walker and Jeremy Lamb (Connecticut)  
 2004 Emeka Okafor, Ben Gordon and Rashad Anderson (Connecticut)  
 2003 Carmelo Anthony, Gerry McNamara (Syracuse)  
 1999 Richard Hamilton, Ricky Moore and Khalid El-Amin (Connecticut)  
 1996 John Wallace, Todd Burgan (Syracuse)  
 1989 Gerald Greene, John Morton (Seton Hall)  
 1987 Sherman Douglas and Derrick Coleman (Syracuse)  
 1985 Ed Pinckney, Dwayne McClain, Harold Jensen and Gary McLain (Villanova); Patrick Ewing (Georgetown)  
 1984 Patrick Ewing and Michael Graham (Georgetown)  
 1982 Patrick Ewing and Eric Floyd (Georgetown)

## NIT MOST VALUABLE PLAYERS

2007 Frank Young, West Virginia  
 2003 Marcus Hatten, St. John's  
 1989 Jayson Williams, St. John's  
 1988 Phil Gamble, Connecticut

## NCAA REGIONAL ALL-TOURNAMENT CHOICES

2018 East Boston Jalen Brunson (MOP), Eric Paschall, Omari Spellman (Villanova)  
 2017 West San Jose Trevon Bluiett, J.P. Macura (Xavier)  
 2016 South Louisville Kris Jenkins (MOP), Ryan Arcidiacono, Josh Hart, Daniel Ochefu (Villanova)  
 2013 Midwest Indianapolis Russ Smith (MOP), Peyton Siva, Gorgui Dieng (Louisville)  
 2012 East Boston Scoop Jardine (Syracuse)  
 West Phoenix Chane Behanan (MVP), Gorgui Dieng and Peyton Siva (Louisville)  
 2011 West Anaheim Kemba Walker (MVP) and Jeremy Lamb, Connecticut  
 2010 East Syracuse Joe Mazzulla (MVP), Da'Sean Butler (West Virginia)  
 2009 East Boston Scottie Reynolds (MVP), Dwayne Anderson and Dante Cunningham (Villanova); DeJuan Blair and Sam Young (Pittsburgh)  
 Midwest Indianapolis Earl Clark, Louisville  
 South Memphis Jonny Flynn, Syracuse  
 West Glendale A.J. Price (MVP) and Kemba Walker (Connecticut)  
 2008 East Charlotte Earl Clark (Louisville), Jerry Smith (Louisville)  
 2007 East East Rutherford Ray Hibbert (Georgetown), Jeff Green (Georgetown), DaJuan Summers (Georgetown)  
 2006 Washington D.C. Rudy Gay (Connecticut) and Marcus Williams (Connecticut)  
 Minneapolis Randy Foye (Villanova)  
 2005 Syracuse Randy Foye (Villanova)  
 Albuquerque Kevin Pittsnogle and Patrick Beilein (West Virginia)  
 2004 Phoenix Ben Gordon, Rashad Anderson and Emeka Okafor (Connecticut)  
 2003 East Albany Carmelo Anthony and Hakim Warrick (Syracuse)  
 South San Antonio Emeka Okafor (Connecticut)  
 2002 East Syracuse Caron Butler and Tony Robertson (Connecticut)  
 1999 West Phoenix Richard Hamilton, Ricky Moore and Kevin Freeman (Connecticut)  
 South Knoxville Erick Barkley and Lavor Postell (St. John's)  
 1998 East Greensboro Richard Hamilton and Khalid El-Amin (Connecticut)  
 1997 Southeast Birmingham God Shammgod and Jamel Thomas (Providence)  
 1996 East Atlanta Allen Iverson (Georgetown)  
 West Denver John Wallace and Otis Hill (Syracuse)  
 1995 West Oakland Ray Allen and Donny Marshall (Connecticut)  
 Southeast Birmingham Allen Iverson (Georgetown)  
 1994 East Miami Bill Curley and Howard Eisley (Boston College)  
 West Los Angeles Lawrence Moten and Adrian Autry (Syracuse)  
 1993 None  
 1992 East Philadelphia Gordon Winchester (Seton Hall)  
 1991 Midwest Pontiac Malik Sealy and Jason Buchanan (St. John's)  
 West Seattle Terry Dehere (Seton Hall)  
 1990 East E. Rutherford Chris Smith and Tate George (Connecticut)  
 1989 West Denver Andrew Gaze (MVP), Darryl Walker and Gerald Greene (Seton Hall)  
 Midwest Minneapolis Sherman Douglas and Billy Owens (Syracuse)  
 East E. Rutherford Charles Smith and Alonzo Mourning (Georgetown)  
 1988 Southeast Birmingham Doug West and Kenny Wilson (Villanova)  
 1987 Southeast Louisville Billy Donovan (MVP), Darryl Wright and Steve Wright (Providence); Reggie Williams (Georgetown)  
 East E. Rutherford Rony Seikaly (MVP), Sherman Douglas and Derrick Coleman (Syracuse)  
 1986 None  
 1985 East Providence Patrick Ewing (MVP) and David Wingate (Georgetown)  
 West Denver Chris Mullin (MVP) and Walter Berry (St. John's)  
 Midwest Dallas Michael Adams (Boston College)  
 Southeast Birmingham Ed Pinckney (MVP) and Harold Pressley (Villanova)  
 1984 West Los Angeles Patrick Ewing (MVP) and Michael Graham (Georgetown)  
 1983 Midwest Kansas City John Pinone (Villanova)  
 West Ogden Jay Murphy and Michael Adams (Boston College)  
 1982 East Raleigh John Pinone and Ed Pinckney (Villanova)  
 Midwest St. Louis John Bagley (Boston College)  
 West Provo Eric Floyd (MVP) and Patrick Ewing (Georgetown)  
 1981 Mideast Bloomington John Bagley (Boston College)  
 1980 East Philadelphia Eric Floyd, Craig Shelton and John Duren (Georgetown)

## PLAYERS FROM BIG EAST SCHOOLS IN THE NBA

Player	School	Current Team
Ryan Arcidiacono	Villanova (2012-16)	Chicago Bulls
Trevon Bluiett	Xavier (2014-18)	New Orleans Pelicans
Jimmy Butler +	Marquette (2007-11)	Miami Heat
Mikal Bridges +	Villanova (2014-18)	Phoenix Suns
Jalen Brunson	Villanova (2015-18)	Dallas Mavericks
Wilson Chandler +	DePaul (2005-07)	Brooklyn Nets
Jae Crowder	Marquette (2010-12)	Utah Jazz
Dante Cunningham	Villanova (2006-09)	San Antonio Spurs
Angel Delgado	Seton Hall (2014-18)	Los Angeles Clippers
Donte DiVincenzo +	Villanova (2016-18)	Milwaukee Bucks
Kris Dunn +	Providence (2013-16)	Chicago Bulls
Henry Ellenson +	Marquette (2015-16)	Brooklyn Nets
Jeff Green +	Georgetown (2004-07)	Utah Jazz
Moe Harkless +	St. John's (2011-12)	Los Angeles Clippers
Josh Hart +	Villanova (2013-17)	New Orleans Pelicans
Gordon Hayward +	Butler (2008-10)	Boston Celtics
Kyle Korver	Creighton (1999-2003)	Milwaukee Bucks
Kyle Lowry +	Villanova (2004-06)	Toronto Raptors
J.P. Macura	Xavier (2014-18)	Charlotte Hornets
Kelan Martin	Butler (2014-18)	Minn. Timberwolves
Wesley Matthews	Marquette (2005-09)	Indiana Pacers
Doug McDermott +	Creighton (2010-14)	Indiana Pacers
Eric Paschall	Villanova (2016-19)	Golden State Warriors
Justin Patton +	Creighton (2016-17)	Oklahoma City Thunder
Otto Porter +	Georgetown (2011-13)	Chicago Bulls
JaKarr Sampson	St. John's (2012-14)	Indiana Pacers
Omari Spellman	Villanova (2017-18)	Golden State Warriors
Edmond Sumner	Xavier (2015-17)	Indiana Pacers
Khyri Thomas	Creighton (2015-18)	Detroit Pistons

+ First Round Draft Pick



**Kyle Lowry, Toronto Raptors**

## BIG EAST NBA CHAMPIONS

The following BIG EAST alumni have captured championship rings in the National Basketball Association.

Player (School)	Team	Season
Kyle Lowry (Villanova '06)	Toronto Raptors	2019
James Jones (Miami '03)	Cleveland Cavaliers	2016
	Miami Heat	2013
	Miami Heat	2012
Caron Butler (Connecticut '02)	Dallas Mavericks	2011
Dominique Jones (USF '09)	Dallas Mavericks	2011
Ron Artest (St. John's '99)	Los Angeles Lakers	2010
Ray Allen (Connecticut '96)	Boston Celtics	2008
James White (Cincinnati '06)	San Antonio Spurs	2007
Alonzo Mourning (Georgetown '92)	Miami Heat	2006
Richard Hamilton (Connecticut '99)	Detroit Pistons	2004
John Celestand (Villanova '99)	Los Angeles Lakers	2000
Travis Knight (Connecticut '96)	Los Angeles Lakers	2000
Jaren Jackson (Georgetown '89)	San Antonio Spurs	1999
Andrew Gaze (Seton Hall)	San Antonio Spurs	1999
Scott Burrell (Connecticut '93)	Chicago Bulls	1998
Dickey Simpkins (Providence '94)	Chicago Bulls	1998
	Chicago Bulls	1997
	Chicago Bulls	1996
Bill Wennington (St. John's '85)	Chicago Bulls	1998
	Chicago Bulls	1997
	Chicago Bulls	1996
Otis Thorpe (Providence '84)	Houston Rockets	1994

# NBA Draft Selections

Boston College (12), Cincinnati (2), Connecticut (32), Creighton (3), DePaul (2), Georgetown (30), Louisville (4), Marquette (6), Miami (4), Notre Dame (4), Pittsburgh (13), Providence (20), Rutgers (2), St. John's (28), Seton Hall (10), USF (2), Syracuse (35), Villanova (30), West Virginia (4), Xavier (2). Total: 246.

## 2019

Round	Player (School)	Drafted By:
2nd	Eric Paschall (Villanova)	Golden State Warriors

## 2018

Round	Player (School)	Drafted By:
1st	Mikal Bridges (Villanova)	Philadelphia 76ers (traded to Phoenix Suns)
1st	Donte DiVincenzo (Villanova)	Milwaukee Bucks
1st	Omari Spellman (Villanova)	Atlanta Hawks
2nd	Jalen Brunson (Villanova)	Dallas Mavericks
2nd	Khyri Thomas (Creighton)	Philadelphia 76ers (traded to Detroit Pistons)

## 2017

Round	Player (School)	Drafted By:
1st	Justin Patton (Creighton)	Chicago Bulls (traded to Minnesota Timberwolves)
1st	Josh Hart (Villanova)	Utah Jazz (traded to L.A. Lakers)
2nd	Edmond Sumner (Xavier)	New Orleans Pelicans (traded to Indiana Pacers)

## 2016

Round	Player (School)	Drafted By:
1st	Kris Dunn (Providence)	Minnesota Timberwolves
1st	Henry Ellenson (Marquette)	Detroit Pistons
2nd	Isaiah Whitehead (Seton Hall)	Utah Jazz (traded to Brooklyn Nets)
2nd	Ben Bentil (Providence)	Boston Celtics

## 2015

Round	Player (School)	Drafted By:
2nd	Darrun Hilliard (Villanova)	Detroit Pistons
2nd	Sir'Dominic Pointer (St. John's)	Cleveland Cavaliers

## 2014

Round	Player (School)	Drafted By:
1st	Doug McDermott (Creighton)	Denver Nuggets (traded to Chicago Bulls)
2nd	Semaj Christon (Xavier)	Miami Heat (traded to Oklahoma City Thunder)

## 2013

Round	Player (School)	Drafted By:
1st	Otto Porter (Georgetown)	Washington Wizards
1st	Michael Carter-Williams (Syracuse)	Philadelphia 76ers
1st	Steven Adams (Pittsburgh)	Oklahoma City Thunder
1st	Gorgui Dieng (Louisville)	Utah Jazz
2nd	Ricky Ledo (Providence)	Dallas Mavericks
2nd	Peyton Siva (Louisville)	Detroit Pistons

## 2012

Round	Player (School)	Drafted By:
1st	Dion Waiters (Syracuse)	Cleveland Cavaliers
1st	Andre Drummond (Connecticut)	Detroit Pistons
1st	Jeremy Lamb (Connecticut)	Houston Rockets
1st	Moe Harkless (St. John's)	Philadelphia 76ers
1st	Fab Melo (Syracuse)	Boston Celtics
2nd	Jae Crowder (Marquette)	Cleveland Cavaliers (traded to Dallas Mavericks)
2nd	Kris Joseph (Syracuse)	Boston Celtics
2nd	Darius Johnson-Odom (Marquette)	Dallas Mavericks

## 2011

Round	Player (School)	Drafted By:
1st	Kemba Walker (Connecticut)	Charlotte Bobcats
1st	Marshon Brooks (Providence)	Boston Celtics (traded to New Jersey Nets)
1st	Jimmy Butler (Marquette)	Chicago Bulls

## 2010

Round	Player (School)	Drafted By:
1st	Wes Johnson (Syracuse)	Minnesota Timberwolves
1st	Greg Monroe (Georgetown)	Detroit Pistons
1st	Dominique Jones (USF)	Memphis Grizzlies (traded to Dallas Mavericks)
1st	Lazar Hayward (Marquette)	Washington Wizards (traded to Minnesota Timberwolves)
2nd	Andy Rautins (Syracuse)	New York Knicks
2nd	Lance Stephenson (Cincinnati)	Indiana Pacers
2nd	Da'Sean Butler (West Virginia)	Miami Heat
2nd	Devin Ebanks (West Virginia)	Los Angeles Lakers
2nd	Luke Harangody (Notre Dame)	Boston Celtics
2nd	Hamady Ndiaye (Rutgers)	Minnesota Timberwolves (traded to Washington Wizards)
2nd	Stanley Robinson (Connecticut)	Orlando Magic

## 2009

Round	Player (School)	Drafted By:
1st	Hasheem Thabeet (Connecticut)	Memphis Grizzlies
1st	Jonny Flynn (Syracuse)	Minnesota Timberwolves
1st	Terrence Williams (Louisville)	New Jersey Nets
1st	Earl Clark (Louisville)	Phoenix Suns
2nd	Dante Cunningham (Villanova)	Portland Trailblazers
2nd	DaJuan Summers (Georgetown)	Detroit Pistons
2nd	Sam Young (Pittsburgh)	Memphis Grizzlies
2nd	DeJuan Blair (Pittsburgh)	San Antonio Spurs
2nd	A.J. Price (Connecticut)	Indiana Pacers

## 2008

Round	Player (School)	Drafted By:
1st	Joe Alexander (West Virginia)	Milwaukee Bucks
1st	Roy Hibbert (Georgetown)	Toronto Raptors (traded to Indiana Pacers)
1st	Donte Greene (Syracuse)	Memphis Grizzlies
2nd	Patrick Ewing Jr. (Georgetown)	Sacramento Kings (traded to Houston Rockets)

## 2007

Round	Player (School)	Drafted By:
1st	Jeff Green (Georgetown)	Boston Celtics (traded to Seattle Supersonics)
1st	Wilson Chandler (DePaul)	New York Knicks
2nd	Aaron Gray (Pittsburgh)	Chicago Bulls
2nd	Demetris Nichols (Syracuse)	Portland Trail Blazers (traded to New York Knicks)
2nd	Herbert Hill (Providence)	Utah Jazz (traded to Philadelphia 76ers)
2nd	Sammy Mejia (DePaul)	Detroit Pistons

# NBA Draft Selections



## 2006

Round	Player (School)
1st	Randy Foye (Villanova)
1st	Rudy Gay (Connecticut)
1st	Hilton Armstrong (Connecticut)
1st	Quincy Douby (Rutgers)
1st	Marcus Williams (Connecticut)
1st	Josh Boone (Connecticut)
1st	Kyle Lowry (Villanova)
2nd	James White (Cincinnati)
2nd	Steve Novak (Marquette)
2nd	Solomon Jones (USF)
2nd	Denham Brown (Connecticut)

Drafted By:
Boston Celtics (traded to Minnesota Timberwolves via Portland)
Houston Rockets (traded to Memphis Grizzlies)
New Orleans/Oklahoma City Hornets
Sacramento Kings
New Jersey Nets
New Jersey Nets
Memphis Grizzlies
Portland Trail Blazers (traded to Indiana Pacers)
Houston Rockets
Atlanta Hawks
Seattle SuperSonics

## 2005

Round	Player (School)
1st	Charlie Villanueva (Connecticut)
1st	Hakim Warrick (Syracuse)
2nd	Chris Taft (Pittsburgh)
2nd	Ryan Gomes (Providence)

Drafted By:
Toronto Raptors
Memphis Grizzlies
Golden State Warriors
Boston Celtics

## 2004

Round	Player (School)
1st	Emeka Okafor (Connecticut)
1st	Ben Gordon (Connecticut)
2nd	Marcus Douthit (Providence)

Drafted By:
Charlotte Bobcats
Chicago Bulls
Los Angeles Lakers

## 2003

Round	Player (School)
1st	Carmelo Anthony (Syracuse)
1st	Mike Sweetney (Georgetown)
1st	Troy Bell (Boston College)
2nd	James Jones (Miami)

Drafted By:
Denver Nuggets
New York Knicks
Boston Celtics (traded to Memphis Grizzlies)
Indiana Pacers

## 2002

Round	Player (School)
1st	Caron Butler (Connecticut)
1st	Ryan Humphrey (Notre Dame)
1st	John Salmons (Miami)

Drafted By:
Miami Heat
Utah Jazz (traded to Orlando Magic)
San Antonio Spurs (traded to Philadelphia 76ers)

## 2001

Round	Player (School)
1st	Eddie Griffin (Seton Hall)
1st	Troy Murphy (Notre Dame)
1st	Michael Bradley (Villanova)
1st	Samuel Dalembert (Seton Hall)
2nd	Omar Cook (St. John's)
2nd	Damon Brown (Syracuse)
2nd	Ruben Boumtje-Boumtje (Georgetown)

Drafted By:
New Jersey Nets
Golden State Warriors
Toronto Raptors
Philadelphia 76ers
Orlando Magic
Philadelphia 76ers
Portland Trail Blazers

## 2000

Round	Player (School)
1st	Etan Thomas (Syracuse)
1st	Erick Barkley (St. John's)
2nd	Jake Voskuhl (Connecticut)
2nd	Khalid El-Amin (Connecticut)
2nd	Lavor Postell (St. John's)
2nd	Jason Hart (Syracuse)

Drafted By:
Dallas Mavericks
Portland Trail Blazers
Chicago Bulls
Chicago Bulls
New York Knicks
Milwaukee Bucks

## 1999

Round	Player (School)
1st	Richard Hamilton (Connecticut)
1st	Ron Artest (St. John's)
1st	Tim James (Miami)
1st	Vonteego Cummings (Pittsburgh)
2nd	John Celestand (Villanova)

Drafted By:
Washington Wizards
Chicago Bulls
Miami Heat
Indiana Pacers (traded to Golden State)
Los Angeles Lakers

## 1998

Round	Player (School)
1st	Pat Garrity (Notre Dame)
1st	Felipe Lopez (St. John's)
2nd	Jahidi White (Georgetown)

Drafted By:
Milwaukee Bucks (traded to Phoenix)
San Antonio Spurs (traded to Vancouver)
Washington Wizards

## 1997

Round	Player (School)
1st	Tim Thomas (Villanova)
1st	Austin Croshere (Providence)
2nd	Jason Lawson (Villanova)
2nd	Gordon Malone (West Virginia)
2nd	God Shammgod (Providence)
2nd	Alvin Williams (Villanova)
2nd	Mark Blount (Pittsburgh)

Drafted By:
New Jersey Nets
Indiana Pacers
Denver Nuggets
Minnesota Timberwolves
Washington Wizards
Portland Trail Blazers
Seattle SuperSonics

## 1996

Round	Player (School)
1st	Allen Iverson (Georgetown)
1st	Ray Allen (Connecticut)
1st	Kerry Kittles (Villanova)
1st	John Wallace (Syracuse)
1st	Jerome Williams (Georgetown)
1st	Travis Knight (Connecticut)
2nd	Othella Harrington (Georgetown)
2nd	Doron Sheffer (Connecticut)

Drafted By:
Philadelphia 76ers
Minnesota Timberwolves
New Jersey Nets
New York Knicks
Detroit Pistons
Chicago Bulls
Houston Rockets
Los Angeles Clippers

## 1995

Round	Player (School)
1st	Eric Williams (Providence)
2nd	Lawrence Moten (Syracuse)
2nd	Donny Marshall (Connecticut)
2nd	Constantin Popa (Miami)
2nd	Troy Brown (Providence)
2nd	Don Reid (Georgetown)

Drafted By:
Boston Celtics
Vancouver Grizzlies
Cleveland Cavaliers
Los Angeles Clippers
Atlanta Hawks
Detroit Pistons

## 1994

Round	Player (School)
1st	Donyell Marshall (Connecticut)
1st	Eric Mobley (Pittsburgh)
1st	Dickey Simpkins (Providence)
1st	Bill Curley (Boston College)
2nd	Howard Easley (Boston College)
2nd	Michael Smith (Providence)
2nd	Shawnelle Scott (St. John's)

Drafted By:
Minnesota Timberwolves
Milwaukee Bucks
Chicago Bulls
San Antonio Spurs
Minnesota Timberwolves
Sacramento Kings
Portland Trail Blazers

## 1993

Round	Player (School)
1st	Terry Dehere (Seton Hall)
1st	Luther Wright (Seton Hall)
1st	Scott Burrell (Connecticut)
2nd	Conrad McRae (Syracuse)

Drafted By:
Los Angeles Clippers
Utah Jazz
Charlotte Hornets
Washington Bullets

## 1992

Round	Player (School)
1st	Alonzo Mourning (Georgetown)
1st	Malik Sealy (St. John's)
1st	Dave Johnson (Syracuse)
2nd	Chris Smith (Connecticut)
2nd	Robert Werdann (St. John's)
2nd	Darren Morningstar (Pittsburgh)

Drafted By:
Charlotte Hornets
Indiana Pacers
Portland Trail Blazers
Minnesota Timberwolves
Denver Nuggets
Boston Celtics

# NBA Draft Selections

## 1991

Round	Player (School)	Drafted By:
1st	Billy Owens (Syracuse)	Sacramento Kings
1st	Dikembe Mutombo (Georgetown)	Denver Nuggets
1st	Anthony Avent (Seton Hall)	Atlanta Hawks
1st	Eric Murdock (Providence)	Utah Jazz
1st	LeRon Ellis (Syracuse)	Los Angeles Clippers

## 1990

Round	Player (School)	Drafted By:
1st	Derrick Coleman (Syracuse)	New Jersey Nets
1st	Tate George (Connecticut)	New Jersey Nets
1st	Jayson Williams (St. John's)	Phoenix Suns
2nd	Abdul Shamsid-Deen (Providence)	Dallas Mavericks

## 1989

Round	Player (School)	Drafted By:
1st	Dana Barros (Boston College)	Seattle Superonics
1st	John Morton (Seton Hall)	Cleveland Cavaliers
2nd	Sherman Douglas (Syracuse)	Miami Heat
2nd	Cliff Robinson (Connecticut)	Portland Trail Blazers
2nd	Doug West (Villanova)	Minnesota Timberwolves

## 1988

Round	Player (School)	Drafted By:
1st	Charles Smith (Pittsburgh)	Philadelphia 76ers
1st	Rony Seikaly (Syracuse)	Miami Heat
1st	Mark Bryant (Seton Hall)	Portland Trail Blazers
1st	Jerome Lane (Pittsburgh)	Denver Nuggets
2nd	Shelton Jones (St. John's)	San Antonio Spurs

## 1987

Round	Player (School)	Drafted By:
1st	Reggie Williams (Georgetown)	Los Angeles Clippers
1st	Mark Jackson (St. John's)	New York Knicks
3rd	Willie Glass (St. John's)	Los Angeles Lakers
3rd	Billy Donovan (Providence)	Utah Jazz
6th	Howard Triche (Syracuse)	New York Knicks
6th	Harold Jensen (Villanova)	Cleveland Cavaliers

## 1986

Round	Player (School)	Drafted By:
1st	Dwayne Washington (Syracuse)	New Jersey Nets
1st	Walter Berry (St. John's)	Portland Trail Blazers
1st	Harold Pressley (Villanova)	Sacramento Kings
2nd	Rafael Addison (Syracuse)	Phoenix Suns
2nd	David Wingate (Georgetown)	Philadelphia 76ers
2nd	Michael Jackson (Georgetown)	New York Knicks
3rd	Wendell Alexis (Syracuse)	Golden State Warriors
3rd	Ron Rowan (St. John's)	Philadelphia 76ers
5th	Dominic Pressley (Boston College)	Seattle Superonics
5th	Earl Kelley (Connecticut)	San Antonio Spurs
6th	Chuck Everson (Villanova)	Utah Jazz
6th	Andre McCloud (Seton Hall)	Philadelphia 76ers
7th	Ralph Dalton (Georgetown)	Cleveland Cavaliers

## 1985

Round	Player (School)	Drafted By:
1st	Patrick Ewing (Georgetown)	New York Knicks
1st	Chris Mullin (St. John's)	Golden State Warriors
1st	Ed Pinckney (Villanova)	Phoenix Suns
1st	Bill Wennington (St. John's)	Dallas Mavericks
2nd	Bill Martin (Georgetown)	Indiana Pacers
2nd	Dwayne McClain (Villanova)	Indiana Pacers
3rd	Michael Adams (Boston College)	Sacramento Kings
5th	Ray Knight (Providence)	Milwaukee Bucks
6th	Stu Primus (Boston College)	Indiana Pacers
7th	Gary McLain (Villanova)	New Jersey Nets

## 1984

Round	Player (School)	Drafted By:
1st	Otis Thorpe (Providence)	Kansas City Kings
2nd	Jay Murphy (Boston College)	Golden State Warriors
3rd	Jeff Allen (St. John's)	Kansas City Kings
5th	Gene Smith (Georgetown)	Indiana Pacers
6th	Clyde Vaughan (Pittsburgh)	Indiana Pacers
7th	Sean Kerins (Syracuse)	New Jersey Nets
8th	Frank Dobbs (Villanova)	Philadelphia 76ers
9th	Fred Brown (Georgetown)	Atlanta Hawks
10th	Martin Clark (Boston College)	Philadelphia 76ers

## 1983

Round	Player (School)	Drafted By:
1st	Leo Rautins (Syracuse)	Philadelphia 76ers
2nd	Stewart Granger (Villanova)	Cleveland Cavaliers
2nd	John Garris (Boston College)	Cleveland Cavaliers
2nd	David Russell (St. John's)	Denver Nuggets
2nd	Kevin Williams (St. John's)	San Antonio Spurs
3rd	Erich Santifer (Syracuse)	Detroit Pistons
3rd	John Pinone (Villanova)	Atlanta Hawks
3rd	Bruce Kuczenski (Connecticut)	New Jersey Nets
3rd	Billy Goodwin (St. John's)	Milwaukee Bucks
4th	Ron Crevier (Boston College)	Chicago Bulls
7th	Ron Jackson (Providence)	Boston Celtics
7th	Tony Bruin (Syracuse)	Philadelphia 76ers
7th	Mike Mulquin (Villanova)	Phoenix Suns
8th	Trent Johnson (Pittsburgh)	Boston Celtics
8th	Bob Kelly (St. John's)	Milwaukee Bucks

## 1982

Round	Player (School)	Drafted By:
1st	John Bagley (Boston College)	Cleveland Cavaliers
1st	Eric Floyd (Georgetown)	New Jersey Nets
3rd	Corny Thompson (Connecticut)	Dallas Mavericks
4th	Chuck Aleksinas (Connecticut)	Chicago Bulls
4th	Eric Smith (Georgetown)	Portland Trail Blazers
5th	Mike McKay (Connecticut)	Utah Jazz
5th	Aaron Howard (Villanova)	New York Knicks
5th	Howard McNeil (Seton Hall)	Los Angeles Lakers
8th	Dan Callandrillo (Seton Hall)	Houston Rockets
9th	Ed Spriggs (Georgetown)	Boston Celtics

## 1981

Round	Player (School)	Drafted By:
1st	Dan Schayes (Syracuse)	Utah Jazz
3rd	Wayne McKoy (St. John's)	New York Knicks
4th	Eddie Moss (Syracuse)	Dallas Mavericks
4th	Alex Bradley (Villanova)	New York Knicks
7th	Tom Sienkiewicz (Villanova)	Seattle Superonics
8th	Curtis Redding (St. John's)	Denver Nuggets
8th	Frank Gilroy (St. John's)	Philadelphia 76ers
9th	Rudy Williams (Providence)	New Jersey Nets
10th	Mike Frazier (Georgetown)	Atlanta Hawks

## 1980

Round	Player (School)	Drafted By:
1st	John Duren (Georgetown)	Utah Jazz
2nd	Craig Shelton (Georgetown)	Atlanta Hawks
2nd	Louis Orr (Syracuse)	Indiana Pacers
2nd	Roosevelt Bouie (Syracuse)	Dallas Mavericks
6th	Bernard Rencher (St. John's)	Chicago Bulls
8th	Al Dutch (Georgetown)	Seattle Superonics
10th	John Nolan (Providence)	Boston Celtics

# Attendance History

## BIG EAST TOTAL ATTENDANCE: ALL HOME GAMES

(CONFERENCE AND NON-CONFERENCE)

### BUTLER

	Total	Avg.	Games
2014	116,816	7,788	(15 games) — 59th
2015	117,970	7,373	(16 games) — 66th
2016	130,637	8,164	(16 games) — 58th
2017	133,724	8,357	(16 games) — 57th
2018	145,430	8,554	(17 games) — 51st
2019	134,702	8,419	(16 games) — 58th

### CREIGHTON

	Total	Avg.	Games
2014	286,329	17,896	(16 games) — 5th
2015	289,808	17,048	(17 games) — 6th
2016	302,887	15,941	(19 games) — 10th
2017	296,013	17,412	(17 games) — 5th
2018	306,000	17,000	(18 games) — 5th
2019	303,629	15,980	(19 games) — 8th

### DEPAUL

	Total	Avg.	Games
2006	138,560	9,897	(14 games) — 43rd
2007	162,320	10,145	(16 games) — 44th
2008	138,927	9,262	(15 games) — 54th
2009	130,380	8,149	(16 games) — 65th
2010	126,760	8,451	(15 games) — 59th
2011	130,486	7,676	(17 games) — 67th
2012	123,832	7,740	(16 games) — 67th
2013	130,574	7,681	(17 games) — 63rd
2013	130,574	7,681	(17 games) — 63rd
2014	108,178	6,363	(17 games) — 80th
2015	99,805	6,238	(16 games) — 83rd
2016	77,190	5,513	(14 games) — 95th
2017	88,610	4,922	(18 games) — 100th
2018	98,354	6,147	(16 games) — 91st
2019	87,544	3,806	(23 games) — 127th

### GEORGETOWN

	Total	Avg.	Games
1979	43,439	2,896	(15 games)
1980	60,911	3,583	(17 games)
1981	54,566	4,197	(13 games)
1982	146,047	8,591	(17 games) — 45th
1983	179,043	11,936	(14 games) — 14th
1984	134,180	8,386	(16 games) — 45th
1985	174,128	10,883	(16 games) — 26th
1986	119,065	9,159	(13 games) — 35th
1987	139,479	8,717	(16 games) — 40th
1988	128,405	9,172	(14 games) — 41st
1989	173,424	12,387	(14 games) — 22nd
1990	176,920	12,637	(14 games) — 25th
1991	173,906	12,422	(14 games) — 27th
1992	132,284	10,176	(13 games) — 37th
1993	135,861	8,491	(16 games) — 52nd
1994	125,756	8,983	(14 games) — 45th
1995	159,020	12,232	(13 games) — 28th
1996	201,659	12,604	(16 games) — 27th
1997	130,077	9,291	(14 games) — 49th
1998	160,482	10,030	(16 games) — 38th
1999	131,256	8,750	(15 games) — 52nd
2000	131,889	7,758	(17 games) — 66th
2001	139,121	8,695	(16 games) — 56th
2002	139,304	8,194	(17 games) — 55th
2003	149,526	8,796	(17 games) — 50th
2004	134,890	8,431	(16 games) — 60th
2005	133,230	7,837	(17 games) — 69th
2006	143,983	10,284	(14 games) — 40th
2007	177,501	10,441	(17 games) — 41st
2008	207,286	12,955	(16 games) — 24th
2009	205,224	12,827	(16 games) — 26th

2010	192,638	12,040	(16 games) — 29th
2011	177,448	12,675	(14 games) — 25th
2012	180,530	11,283	(16 games) — 35th
2013	185,490	10,911	(17 games) — 33rd
2014	138,724	8,670	(16 games) — 51st
2015	154,076	9,630	(16 games) — 45th
2016	150,945	8,870	(17 games) — 51st
2017	144,143	8,479	(17 games) — 54th
2018	143,093	7,531	(19 games) — 65th
2019	137,036	7,212	(19 games) — 70th

### MARQUETTE

	Total	Avg.	Games
2006	223,983	13,999	(16 games) — 18th
2007	306,893	15,345	(20 games) — 14th
2008	276,064	16,239	(17 games) — 14th
2009	291,596	16,200	(18 games) — 10th
2010	265,484	15,617	(17 games) — 10th
2011	280,545	15,586	(18 games) — 11th
2012	242,205	15,138	(16 games) — 13th
2013	240,530	15,033	(16 games) — 15th
2014	245,232	15,237	(16 games) — 56th
2015	232,161	13,657	(17 games) — 22nd
2016	252,858	13,308	(19 games) — 21st
2017	233,169	13,715	(17 games) — 19th
2018	246,469	12,323	(20 games) — 26th
2019	296,611	15,611	(19 games) — 9th

### PROVIDENCE

	Total	Avg.	Games
1979	111,844	7,989	(14 games) — 49th
1980	124,983	7,811	(16 games) — 52nd
1981	123,877	7,055	(16 games) — 60th
1982	102,563	6,410	(16 games) — 68th
1983	96,023	6,859	(14 games)
1984	128,766	7,154	(18 games)
1985	108,182	7,212	(15 games)
1986	159,494	7,595	(21 games) — 57th
1987	156,673	9,216	(17 games) — 38th
1988	170,102	10,006	(17 games) — 37th
1989	179,093	10,535	(17 games) — 33rd
1990	182,447	10,732	(17 games) — 30th
1991	211,498	10,525	(20 games) — 33rd
1992	172,476	10,750	(16 games) — 32nd
1993	203,484	10,710	(19 games) — 35th
1994	151,504	10,822	(14 games) — 36th
1995	187,684	10,427	(18 games) — 38th
1996	168,554	10,535	(16 games) — 37th
1997	165,447	11,030	(15 games) — 33rd
1998	142,778	10,198	(14 games) — 36th
1999	150,022	10,001	(15 games) — 38th
2000	132,049	8,253	(16 games) — 59th
2001	151,037	9,440	(16 games) — 49th
2002	130,000	8,125	(16 games) — 59th
2003	157,985	8,777	(18 games) — 52nd
2004	151,451	10,818	(14 games) — 44th
2005	164,235	9,660	(17 games) — 47th
2006	133,583	8,349	(16 games) — 64th
2007	159,798	8,410	(19 games) — 68th
2008	127,907	8,527	(15 games) — 64th
2009	149,585	8,310	(18 games) — 64th
2010	140,920	8,289	(17 games) — 61st
2011	133,815	7,043	(19 games) — 76th
2012	134,007	7,883	(17 games) — 63rd
2013	139,901	7,772	(18 games) — 60th
2014	133,548	8,347	(16 games) — 56th
2015	146,444	8,614	(17 games) — 52nd
2016	164,954	9,703	(17 games) — 44th
2017	152,867	8,492	(18 games) — 53rd
2018	162,315	9,547	(17 games) — 43rd
2019	171,761	9,542	(18 games) — 45th

### ST. JOHN'S

	Total	Avg.	Games
1979	54,940	3,232	(17 games)
1980	73,920	4,620	(16 games)
1981	74,625	5,330	(14 games)
1982	85,935	6,610	(13 games)
1983	95,942	7,380	(13 games)
1984	90,989	6,066	(15 games)
1985	118,412	9,109	(13 games) — 38th
1986	111,278	7,948	(14 games) — 50th
1987	129,881	8,659	(15 games) — 42nd
1988	121,597	8,686	(14 games) — 45th
1989	109,163	7,278	(15 games)
1990	154,301	8,121	(19 games) — 62nd
1991	131,093	9,364	(14 games) — 46th
1992	152,064	10,138	(15 games) — 35th
1993	113,365	9,447	(12 games) — 38th
1994	130,922	8,728	(15 games) — 48th
1995	140,295	10,792	(13 games) — 36th
1996	110,300	8,485	(13 games) — 56th
1997	119,664	9,205	(13 games) — 51st
1998	105,910	8,147	(13 games) — 56th
1999	166,838	9,269	(18 games) — 46th
2000	150,252	10,732	(14 games) — 34th
2001	157,129	11,224	(14 games) — 30th
2002	139,484	9,299	(15 games) — 46th
2003	129,384	8,087	(16 games) — 60th
2004	89,042	6,849	(13 games) — 77th
2005	87,417	6,244	(14 games) — 86th
2006	99,355	5,844	(17 games) — 91st
2007	131,477	6,920	(19 games) — 80th
2008	94,183	5,886	(16 games) — 97th
2009	108,350	5,418	(20 games) — 100th
2010	103,820	6,107	(17 games) — 88th
2011	126,466	8,431	(15 games) — 57th
2012	168,560	8,428	(20 games) — 54th
2013	124,608	7,330	(17 games) — 70th
2014	148,614	7,431	(20 games) — 66th
2015	156,732	7,463	(21 games) — 65th
2016	125,002	6,944	(18 games) — 71st
2017	143,632	8,448	(17 games) — 55th
2018	164,415	9,134	(18 games) — 58th
2019	186,169	9,798	(19 games) — 42nd

# Attendance History

## SETON HALL

	Total	Avg.	Games
1979	25,366	2,537	(10 games)
1980	30,996	2,384	(13 games)
1981	29,285	2,440	(12 games)
1982	30,233	2,519	(12 games)
1983	47,363	3,947	(12 games)
1984	57,788	4,128	(14 games)
1985	49,024	3,771	(13 games)
1986	56,372	4,027	(14 games)
1987	75,535	4,721	(16 games)
1988	101,035	6,315	(16 games)
1989	137,750	9,184	(15 games) — 48th
1990	135,275	10,405	(13 games) — 33rd
1991	167,844	10,496	(16 games) — 36th
1992	206,165	12,885	(16 games) — 25th
1993	247,924	13,774	(18 games) — 17th
1994	195,433	13,029	(15 games) — 23rd
1995	171,682	10,099	(17 games) — 40th
1996	146,831	9,789	(15 games) — 43rd
1997	134,747	7,926	(17 games) — 58th
1998	118,851	7,923	(15 games) — 59th
1999	132,506	9,735	(15 games) — 51st
2000	139,340	8,709	(16 games) — 52nd
2001	173,407	10,838	(16 games) — 34th
2002	108,438	8,341	(13 games) — 54th
2003	122,115	7,632	(16 games) — 64th
2004	133,854	8,924	(15 games) — 55th
2005	126,252	7,890	(16 games) — 68th
2006	120,234	7,073	(17 games) — 75th
2007	106,169	6,636	(16 games) — 83rd
2008	122,834	7,226	(17 games) — 79th
2009	116,799	7,300	(16 games) — 74th
2010	127,848	7,103	(18 games) — 75th
2011	119,060	7,937	(15 games) — 62nd
2012	124,935	6,941	(18 games) — 76th
2013	119,588	7,035	(17 games) — 72nd
2014	114,056	6,336	(18 games) — 81st
2015	113,804	7,587	(15 games) — 63rd
2016	113,125	7,070	(16 games) — 67th
2017	111,350	7,953	(14 games) — 62nd
2018	143,766	8,456	(17 games) — 53rd
2019	127,603	8,507	(15 games) — 57th

## VILLANOVA

	Total	Avg.	Games
1979	11,467	2,293	(5 games)
1980	16,170	2,310	(7 games)
1981	84,067	5,605	(15 games)
1982	75,918	5,423	(14 games)
1983	123,973	8,265	(15 games)
1984	105,352	7,525	(14 games)
1985	91,963	10,218	(9 games) — 32nd
1986	100,166	7,705	(13 games)
1987	117,734	7,358	(16 games) — 60th
1988	105,565	8,120	(13 games) — 55th
1989	116,663	7,778	(15 games) — 63rd
1990	110,540	8,503	(13 games) — 58th
1991	111,693	9,308	(12 games) — 48th
1992	79,470	7,947	(10 games) — 65th
1993	89,368	6,874	(13 games) — 73rd
1994	91,924	6,566	(14 games) — 78th
1995	104,693	8,053	(13 games) — 60th
1996	130,392	9,314	(14 games) — 50th
1997	149,558	9,971	(15 games) — 39th
1998	117,472	8,391	(14 games) — 54th
1999	128,106	8,540	(15 games) — 54th
2000	134,025	7,884	(17 games) — 62nd
2001	109,473	7,298	(15 games) — 70th
2002	139,173	7,325	(19 games) — 66th
2003	111,593	8,584	(13 games) — 54th

2004	111,731	7,449	(15 games) — 70th
2005	132,162	8,260	(16 games) — 60th
2006	126,643	9,742	(13 games) — 42nd
2007	149,884	10,706	(14 games) — 38th
2008	147,570	9,838	(15 games) — 49th
2009	159,876	9,404	(17 games) — 52nd
2010	153,105	10,936	(14 games) — 38th
2011	178,692	10,511	(17 games) — 38th
2012	133,839	8,923	(15 games) — 44th
2013	128,345	8,022	(16 games) — 55th
2014	143,092	8,943	(16 games) — 48th
2015	154,219	9,639	(16 games) — 44th
2016	129,916	8,119	(16 games) — 59th
2017	146,591	9,772	(15 games) — 44th
2018	153,775	11,828	(13 games) — 30th
2019	135,794	9,053	(15 games) — 49th

## XAVIER

	Total	Avg.	Games
2014	168,127	9,890	(17 games) — 42nd
2015	159,974	9,998	(16 games) — 42nd
2016	164,501	10,281	(16 games) — 41st
2017	164,520	10,282	(16 games) — 38th
2018	188,554	10,475	(18 games) — 39th
2019	180,611	10,034	(18 games) — 41st

## BIG EAST

	Total	Avg.	Games
1979	519,483	4,557	(114 games)
1980	546,157	5,302	(103 games) — 11th
1981	805,362	7,321	(110 games) — 7th
1982	943,573	8,425	(112 games) — 6th
1983	1,056,576	9,108	(116 games) — 3rd
1984	1,123,689	8,513	(132 games) — 6th
1985	1,318,536	9,840	(134 games) — 4th
1986	1,446,241	10,185	(142 games) — 3rd
1987	1,470,802	9,871	(149 games) — 5th
1988	1,527,612	10,912	(140 games) — 4th
1989	1,767,960	12,109	(146 games) — 2nd
1990	1,733,171	12,120	(143 games) — 3rd
1991	1,678,961	12,345	(136 games) — 2nd
1992	1,670,977	11,523	(145 games) — 2nd
1993	1,746,313	10,914	(160 games) — 2nd
1994	1,661,971	10,863	(152 games) — 4th
1995	1,623,275	11,195	(145 games) — 4th
1996	2,023,380	10,219	(198 games) — 4th
1997	2,029,127	9,803	(207 games) — 4th
1998	1,902,325	9,559	(199 games) — 4th
1999	1,903,782	9,425	(202 games) — 5th
2000	1,955,315	9,052	(216 games) — 5th
2001	2,039,505	8,867	(230 games) — 7th
2002	1,953,961	8,533	(229 games) — 6th
2003	2,107,630	9,409	(224 games) — 6th
2004	2,184,497	9,296	(235 games) — 6th
2005	2,100,088	10,396	(202 games) — 4th
2006	2,814,983	11,039	(255 games) — 4th
2007	3,259,992	11,164	(292 games) — 3rd
2008	2,916,656	10,924	(267 games) — 4th
2009	3,079,561	10,882	(283 games) — 4th
2010	3,138,877	11,014	(285 games) — 4th
2011	3,003,173	11,082	(271 games) — 2nd
2012	3,133,782	10,881	(288 games) — 4th
2013	2,845,803	10,699	(266 games) — 2nd
2014	1,660,570	9,711	(171 games) — 5th
2015	1,694,688	9,853	(172 games) — 5th
2016	1,690,237	9,770	(173 games) — 5th
2017	1,702,400	10,014	(170 games) — 5th
2018	1,846,120	10,371	(178 games) — 5th
2019	1,859,742	9,999	(186 games) — 4th

\* Season BIG EAST totals include conference tournament



Creighton ranked eighth nationally in attendance last year.

## FINAL AP POLLS

### 1980

1. DePaul
2. Louisville
3. LSU
4. Kentucky
5. Oregon State
6. Syracuse
7. Indiana
8. Maryland
9. Notre Dame
10. Ohio State
11. Georgetown
13. St. John's

### 1981

1. DePaul
2. Oregon State
3. Virginia
4. LSU
5. Arizona State
6. North Carolina
7. Indiana
8. Kentucky
9. Notre Dame
10. Utah

### 1982

1. North Carolina
2. DePaul
3. Virginia
4. Oregon State
5. Missouri
6. Georgetown
7. Minnesota
8. Idaho
9. Memphis State
10. Fresno State

### 1983

1. Houston
2. Louisville
3. St. John's
4. Virginia
5. Indiana
6. UNLV
7. UCLA
8. North Carolina
9. Arkansas
10. Missouri
11. Boston College
13. Villanova
20. Georgetown

### 1984

1. North Carolina
2. Georgetown
3. Kentucky
4. DePaul
5. Houston
6. Illinois
7. Oklahoma
8. Arkansas
9. UTEP
10. Purdue
18. Syracuse

### 1985

1. Georgetown
2. Michigan
3. St. John's
4. Oklahoma
5. Memphis State
6. Georgia Tech
7. North Carolina
8. Louisiana Tech
9. UNLV
10. Duke

### 1986

1. Duke
2. Kansas
3. Kentucky
4. St. John's
5. Michigan
6. Georgia Tech
7. Louisville
8. North Carolina
9. Syracuse
10. Notre Dame
13. Georgetown

### 1987

1. UNLV
2. North Carolina
3. Indiana
4. Georgetown
5. DePaul
6. Iowa
7. Purdue
8. Temple
9. Alabama
10. Syracuse
12. Pittsburgh

### 1988

1. Temple
2. Arizona
3. Purdue
4. Oklahoma
5. Duke
6. Kentucky
7. North Carolina
8. Pittsburgh
9. Syracuse
10. Michigan

### 1989

1. Arizona
2. Georgetown
3. Illinois
4. Oklahoma
5. North Carolina
6. Missouri
7. Syracuse
8. Indiana
9. Duke
10. Michigan
11. Seton Hall

### 1990

1. Oklahoma
2. UNLV
3. Connecticut
4. Michigan State
5. Kansas
6. Syracuse
7. Arkansas
8. Georgetown
9. Georgia Tech
10. Purdue

### 1991

1. UNLV
2. Arkansas
3. Indiana
4. North Carolina
5. Ohio State
6. Duke
7. Syracuse
8. Arizona
9. Kentucky
10. Utah
13. Seton Hall
20. St. John's

### 1992

1. Duke
2. Kansas
3. Ohio State
4. UCLA
5. Indiana
6. Kentucky
7. UNLV
8. South Calif.
9. Arkansas
10. Arizona
19. Seton Hall
21. Syracuse
22. Georgetown

### 1993

1. Indiana
2. Kentucky
3. Michigan
4. North Carolina
5. Arizona
6. Seton Hall
7. Cincinnati
8. Vanderbilt
9. Kansas
10. Duke

### 1994

1. North Carolina
2. Arkansas
3. Purdue
4. Connecticut
5. Missouri
6. Duke
7. Kentucky
8. Massachusetts
9. Arizona
10. Louisville
15. Syracuse

### 1995

1. UCLA
2. Kentucky
3. Wake Forest
4. North Carolina
5. Kansas
6. Arkansas
7. Massachusetts
8. Connecticut
9. Villanova
10. Maryland
22. Georgetown
25. Syracuse

### 1996

1. Massachusetts
2. Kentucky
3. Connecticut
4. Georgetown
4. Kansas
4. Purdue
7. Cincinnati
8. Texas Tech
9. Wake Forest
10. Villanova
15. Syracuse

### 1997

1. Kansas
2. Utah
3. Minnesota
4. North Carolina
5. Kentucky
6. South Carolina
7. UCLA
8. Duke
9. Wake Forest
10. Cincinnati
20. Villanova
23. Boston College

### 1998

1. North Carolina
2. Kansas
3. Duke
4. Arizona
5. Kentucky
6. Connecticut
7. Utah
8. Princeton
9. Cincinnati
10. Stanford
21. Syracuse

### 1999

1. Duke
2. Michigan State
3. Connecticut
4. Auburn
5. Maryland
6. Utah
7. Stanford
8. Kentucky
9. St. John's
10. Miami

### 2000

1. Duke
2. Michigan State
3. Stanford
4. Arizona
5. Temple
6. Iowa State
7. Cincinnati
8. Ohio State
9. St. John's
10. LSU
16. Syracuse
20. Connecticut
23. Miami

### 2001

1. Duke
2. Stanford
3. Michigan State
4. Illinois
5. Arizona
6. North Carolina
7. Boston College
8. Florida
9. Kentucky
10. Iowa State
17. Syracuse
19. Notre Dame
21. Georgetown

### 2002

1. Duke
2. Kansas
3. Oklahoma
4. Maryland
5. Cincinnati
6. Gonzaga
7. Arizona
8. Alabama
9. Pittsburgh
10. Connecticut
21. Miami

### 2003

1. Kentucky
2. Arizona
3. Oklahoma
4. Pittsburgh
5. Texas
6. Kansas
7. Duke
8. Wake Forest
9. Marquette
10. Florida
13. Syracuse
22. Notre Dame
23. Connecticut

### 2004

1. Stanford
2. Kentucky
3. Gonzaga
4. Oklahoma State
5. Saint Joseph's
6. Duke
7. Connecticut
8. Mississippi State
9. Pittsburgh
10. Wisconsin
20. Syracuse
21. Providence
25. Boston College

### 2005

1. Illinois
2. North Carolina
3. Duke
4. Louisville
5. Wake Forest
6. Oklahoma State
7. Kentucky
8. Washington
9. Arizona
10. Gonzaga
11. Syracuse
13. Connecticut
14. Boston College
19. Villanova

### 2006

1. Duke
2. Connecticut
3. Villanova
4. Memphis
5. Gonzaga
6. Ohio State
7. Boston College
7. UCLA
9. Texas
10. North Carolina
16. Pittsburgh
21. Syracuse
22. West Virginia
23. Georgetown

### 2007

1. Ohio State
2. Kansas
3. Florida
4. North Carolina
5. Memphis
6. Wisconsin
7. UCLA
8. Georgetown
9. Texas A&M
10. Oregon
12. Pittsburgh
16. Louisville
17. Notre Dame
20. Marquette



## 2008

1. North Carolina
2. Memphis
3. UCLA
4. Kansas
5. Tennessee
6. Wisconsin
7. Texas
8. Georgetown
9. Duke
10. Stanford
13. Louisville
15. Notre Dame
16. Connecticut
17. Pittsburgh
25. Marquette

## 2009

1. Louisville
2. North Carolina
3. Memphis
4. Pittsburgh
5. Connecticut
6. Duke
7. Oklahoma
8. Michigan State
9. Missouri
10. Gonzaga
11. Villanova
13. Syracuse
23. Marquette

## 2010

1. Kansas
2. Kentucky
3. Duke
4. Syracuse
5. Ohio State
6. West Virginia
7. Kansas State
8. New Mexico
9. Villanova
10. Purdue
14. Georgetown
18. Pittsburgh

## 2011

1. Ohio State
2. Kansas
3. Duke
4. Pittsburgh
5. Notre Dame
6. San Diego State
7. North Carolina
8. Texas
9. Connecticut
10. Brigham Young
12. Syracuse
14. Louisville
18. St. John's
22. West Virginia

## 2012

1. Kentucky
2. Syracuse
3. Missouri
4. North Carolina
5. Michigan State
6. Kansas
7. Ohio State
8. Duke
9. Baylor
10. Florida State
11. Marquette
15. Georgetown
17. Louisville

## 2013

1. Gonzaga
2. Louisville
3. Kansas
4. Indiana
5. Miami (Fla.)
6. Duke
7. Ohio State
8. Georgetown
9. Michigan State
10. New Mexico
15. Marquette
16. Syracuse
20. Pittsburgh
23. Notre Dame

## 2014

1. Florida
2. Wichita State
3. Virginia
4. Arizona
5. Louisville
6. Villanova
7. Michigan
8. Duke
9. Iowa State
10. Kansas
16. Creighton

## 2015

1. Kentucky
2. Villanova
3. Wisconsin
4. Duke
5. Arizona
6. Virginia
7. Gonzaga
8. Notre Dame
9. Iowa State
10. Kansas
22. Georgetown
24. Butler

## 2016

1. Kansas
2. Michigan State
3. North Carolina
4. Virginia
5. Oregon
6. Villanova
7. Oklahoma
8. West Virginia
9. Xavier
10. Kentucky
20. Seton Hall

## 2017

1. Villanova
2. Gonzaga
3. Kansas
4. Arizona
5. Kentucky
6. North Carolina
7. Duke
8. UCLA
9. Oregon
10. Louisville
21. Butler

## 2018

1. Virginia
2. Villanova
3. Xavier
4. Kansas
5. Michigan State
6. Cincinnati
7. Michigan
8. Gonzaga
9. Duke
10. North Carolina

## 2019

1. Duke
2. Virginia
3. North Carolina
4. Gonzaga
5. Michigan State
6. Tennessee
7. Kentucky
8. Michigan
9. Texas Tech
10. Florida State
23. Villanova

## FINAL

### UPI POLLS

#### 1980

1. DePaul
2. LSU
3. Kentucky
4. Louisville
5. Oregon State
6. Syracuse
7. Indiana
8. Maryland
9. Ohio State
10. Georgetown
13. St. John's

#### 1981

1. DePaul
2. Oregon State
3. Virginia
4. LSU
5. Arizona State
6. North Carolina
7. Indiana
8. Kentucky
9. Notre Dame
10. Utah

#### 1982

1. North Carolina
2. DePaul
3. Virginia
4. Oregon State
5. Missouri
6. Minnesota
7. Georgetown
8. Idaho
9. Memphis State
10. Fresno State

#### 1983

1. Houston
2. Louisville
3. St. John's
4. Virginia
5. Indiana
6. UNLV
7. UCLA
8. North Carolina
9. Arkansas
10. Kentucky
11. Villanova
13. Boston College
20. Georgetown

#### 1984

1. North Carolina
2. Georgetown
3. Kentucky
4. DePaul
5. Houston
6. Illinois
7. Arkansas
8. Oklahoma
9. UTEP
10. Maryland
16. Syracuse

## 1985

1. Georgetown
2. Michigan
3. St. John's
4. Memphis State
5. Oklahoma
6. Georgia Tech
7. North Carolina
8. Louisiana Tech
9. UNLV
10. Illinois

## 1986

1. Duke
2. Kansas
3. St. John's
4. Kentucky
5. Michigan
6. Georgia Tech
7. Louisville
8. North Carolina
9. Syracuse
10. UNLV
15. Georgetown

## 1987

1. UNLV
2. Indiana
3. North Carolina
4. Georgetown
5. DePaul
6. Purdue
7. Iowa
8. Temple
9. Alabama
10. Syracuse
12. Pittsburgh

## 1988

1. Temple
2. Arizona
3. Purdue
4. Oklahoma
5. Duke
6. Kentucky
7. Pittsburgh
8. North Carolina
9. Syracuse
10. Michigan

## 1989

1. Arizona
2. Georgetown
3. Illinois
4. North Carolina
5. Oklahoma
6. Indiana
7. Duke
8. Missouri
9. Syracuse
10. Michigan
11. Seton Hall

## 1990

1. Oklahoma
2. UNLV
3. Connecticut
4. Michigan State
5. Kansas
6. Syracuse
7. Georgia Tech
8. Arkansas
9. Georgetown
10. Purdue

## 1991

1. UNLV
2. Arkansas
3. Indiana
4. North Carolina
5. Ohio State
6. Duke
7. Arizona
8. Syracuse
9. Nebraska
10. Utah
11. Seton Hall
19. St. John's
23. Georgetown

## FINAL

### USA TODAY POLLS

#### 1992

1. Duke
2. Indiana
3. Michigan
4. Ohio State
5. Cincinnati
6. Kentucky
7. Kansas
8. UCLA
9. Oklahoma St.
10. Arkansas
13. Seton Hall
23. Georgetown
24. Syracuse

#### 1993

1. North Carolina
2. Michigan
3. Kentucky
4. Kansas
5. Indiana
6. Cincinnati
7. Florida State
8. Vanderbilt
9. Duke
10. Arkansas
11. Seton Hall

## 1994

1. Arkansas
2. Duke
3. Arizona
4. Fonda
5. Purdue
6. Missouri
7. Connecticut
8. Michigan
9. North Carolina
10. Louisville
11. Boston College
14. Syracuse

## 1995

1. UCLA
2. Arkansas
3. North Carolina
4. Oklahoma State
5. Kentucky
6. Connecticut
7. Massachusetts
8. Virginia
9. Wake Forest
10. Kansas
16. Georgetown
17. Syracuse
23. Villanova

## 1996

1. Kentucky
2. Massachusetts
3. Syracuse
4. Mississippi St.
5. Kansas
6. Cincinnati
7. Georgetown
8. Connecticut
9. Wake Forest
10. Texas Tech
17. Villanova

## 1997

1. Arizona
2. Kentucky
3. Minnesota
4. North Carolina
5. Kansas
6. Utah
7. UCLA
8. Clemson
9. Wake Forest
10. Louisville
15. Providence
23. Boston College

## 1998

1. Kentucky
2. Utah
3. North Carolina
4. Stanford
5. Duke
6. Arizona
7. Connecticut
8. Kansas
9. Purdue
10. Michigan State
13. Syracuse
18. West Virginia

## 1999

1. Connecticut
2. Duke
3. Michigan State
4. Ohio State
5. St. John's
5. Kentucky
7. Auburn
8. Maryland
9. Stanford
10. Utah
12. Miami

## 2000

1. Michigan State
2. Florida
3. Iowa State
4. Duke
5. Stanford
6. Oklahoma State
7. Cincinnati
8. Arizona
9. Tulsa
10. Temple
12. Syracuse
18. St. John's
20. Miami

## 2001

1. Duke
2. Arizona
3. Michigan State
4. Maryland
5. Stanford
6. Illinois
7. Kansas
8. Kentucky
9. Mississippi
10. North Carolina
11. Boston College
17. Georgetown
18. Syracuse
23. Notre Dame

## 2002

1. Maryland
2. Kansas
3. Indiana
4. Oklahoma
5. Duke
6. Connecticut
- Oregon
8. Cincinnati
9. Pittsburgh
10. Arizona

## 2003

1. Syracuse
2. Kansas
3. Texas
4. Kentucky
5. Arizona
6. Marquette
7. Oklahoma
8. Pittsburgh
9. Duke
10. Maryland
11. Connecticut
15. Notre Dame

## 2004

1. Connecticut
2. Duke
3. Georgia Tech
4. Oklahoma State
5. Saint Joseph's
6. Stanford
7. Pittsburgh
8. Kentucky
9. Kansas
10. Texas
19. Syracuse

## 2005

1. North Carolina
2. Illinois
3. Louisville
4. Michigan State
5. Kentucky
6. Arizona
7. Duke
8. Oklahoma State
9. Washington
10. Wisconsin
12. West Virginia
13. Villanova
17. Connecticut
19. Boston College
21. Syracuse

## 2006

1. Florida
2. UCLA
3. LSU
4. Connecticut
5. Villanova
6. Memphis
7. Duke
8. George Mason
9. Texas
10. Gonzaga
15. West Virginia
16. Georgetown
18. Pittsburgh

## 2007

1. Florida
2. Ohio State
3. UCLA
4. Georgetown
5. Kansas
- North Carolina
7. Memphis
8. Oregon
9. Texas A&M
10. Pittsburgh
20. Louisville

## 2008

1. Kansas
2. Memphis
3. North Carolina
4. UCLA
5. Texas
6. Louisville
7. Tennessee
8. Xavier
9. Davidson
10. Wisconsin
12. Georgetown
17. West Virginia
18. Pittsburgh
19. Notre Dame
24. Villanova

## 2009

1. North Carolina
2. Michigan State
3. Connecticut
4. Villanova
5. Louisville
6. Pittsburgh
7. Oklahoma
8. Missouri
9. Memphis
10. Kansas
12. Syracuse
21. Marquette

## 2010

1. Duke
2. Butler
3. West Virginia
4. Michigan State
5. Kentucky
6. Kansas
7. Kansas State
8. Syracuse
9. Tennessee
10. Baylor
15. Villanova
20. Pittsburgh

## 2011

1. Connecticut
2. Butler
3. Kentucky
4. Kansas
5. Ohio State
6. Virginia Commonwealth
7. Duke
8. North Carolina
9. Arizona
10. Florida
12. Pittsburgh
14. Notre Dame
18. Syracuse
20. Marquette
22. Louisville

## 2012

1. Kentucky
2. Kansas
3. Ohio State
4. Louisville
5. Syracuse
6. North Carolina
7. Michigan State
8. Baylor
9. Florida
10. Marquette
17. Georgetown
18. Cincinnati

## 2013

1. Louisville
2. Michigan
3. Syracuse
4. Wichita State
5. Duke
6. Ohio State
7. Indiana
8. Kansas
9. Florida
10. Miami (Fl.)
11. Marquette
17. Georgetown

## 2014

1. Connecticut
2. Kentucky
3. Florida
4. Wisconsin
5. Arizona
6. Michigan
7. Wichita State
8. Michigan State
9. Louisville
10. Virginia
20. Creighton

## 2015

1. Duke
2. Wisconsin
3. Kentucky
4. Arizona
5. Notre Dame
6. Gonzaga
7. Michigan State
8. Virginia
9. Villanova
10. Louisville
22. Xavier
23. Butler

## 2016

1. Villanova
2. North Carolina
3. Kansas
4. Oklahoma
5. Virginia
6. Oregon
7. Michigan State
8. Miami
9. Indiana
10. Syracuse
11. Xavier

## 2017

1. North Carolina
2. Gonzaga
3. Oregon
4. Kansas
5. Kentucky
6. South Carolina
7. Arizona
8. Villanova
9. UCLA
10. Florida
18. Xavier
19. Butler

## 2018

1. Villanova
2. Michigan
3. Kansas
4. Duke
5. Virginia
6. Texas Tech
7. Loyola-Chi.
8. Xavier
9. Purdue
10. Gonzaga

## 2019

1. Virginia
2. Texas Tech
3. Michigan State
4. Duke
5. Auburn
6. Gonzaga
7. Kentucky
8. Purdue
9. North Carolina
10. Tennessee
20. Villanova

# BIG EAST Basketball by Season

2018-19	Home Teams, 55-35 1-point games (6); 2-point games (5); 3-point games (3); Overtime games (9)	1994-95	Home teams, 54-36 1-point games (5); 2-point games (8); 3-point games (6) Overtime games (5)
2017-18	Home Teams, 51-39 1-point games (5); 2-point games (2); 3-point games (6); Overtime games (10)	1993-94	Home teams, 55-35 1-point games (8); 2-point games (4); 3-point games (5) Overtime games (8)
2016-17	Home Teams, 53-37 1-point games (3); 2-point games (7); 3-point games (8); Overtime games (5)	1992-93	Home teams, 57-33 1-point games (9); 2-point games (5); 3-point games (8) Overtime games (6)
2015-16	Home Teams, 49-41 1-point games (6); 2-point games (1); 3-point games (4); Overtime games (3)	1991-92	Home teams, 59-31 1-point games (4); 2-point games (6); 3-point games (3) Overtime games (7, including 1 double overtime)
2014-15	Home Teams, 54-36 1-point games (5); 2-point games (2); 3-point games (8); Overtime games (8)	1990-91	Home teams, 49-23 1-point games (1); 2-point games (7); 3-point games (6) Overtime games (6)
2013-14	Home Teams, 55-35 1-point games (8); 2-point games (3); 3-point games (5); Overtime games (11)	1989-90	Home teams, 40-32 1-point games (6); 2-point games (5); 3-point games (5) Overtime games (4)
2012-13	Home Teams, 82-53 1-point games (4); 2-point games (7); 3-point games (12)	1988-89	Home teams, 48-24 1-point games (2); 2-point games (7); 3-point games (7) Overtime games (5)
2011-12	Home Teams, 89-55 1-point games (4); 2-point games (11); 3-point games (16)	1987-88	Home teams, 46-26 1-point games (6); 2-point games (10); 3-point games (4) Overtime games (3, including 1 double overtime)
2010-11	Home Teams, 86-57 1-point games (8); 2-point games (10); 3-point games (11)	1986-87	Home teams, 39-33 1-point games (9); 2-point games (6); 3-point games (6) Overtime games (5, including 1 double overtime)
2009-10	Home Teams, 87-57 1-point games (7); 2-point games (14); 3-point games (13)	1985-86	Home teams, 47-25 1-point games (9); 2-point games (4); 3-point games (6) Overtime games (7, including 2 double overtimes)
2008-09	Home Teams, 86-58 1-point games (2); 2-point games (3); 3-point games (7)	1984-85	Home teams, 42-30 1-point games (5); 2-point games (11); 3-point games (2) Overtime games (5)
2007-08	Home Teams, 90-54 1-point games (7); 2-point games (13); 3-point games (9)	1983-84	Home teams, 41-31 1-point games (7); 2-point games (12); 3-point games (6) Overtime games (12, including 2 double overtimes and 1 triple overtime)
2006-07	Home Teams, 83-45 1-point games (3); 2-point games (3); 3-point games (10)	1982-83	Home teams, 45-27 1-point games (6); 2-point games (3); 3-point games (3) Overtime games (4, including 1 double overtime)
2005-06	Home Teams, 80-48 1-point games (4); 2-point games (7); 3-point games (12) Overtime games (10, including 2 double overtime)	1981-82	Home teams, 32-24 1-point games (9); 2-point games (4); 3-point games (2) Overtime games (6, including 1 double overtime)
2004-05	Home Teams, 56-40 1-point games (7); 2-point games (6); 3-point games (8) Overtime games (7, including 1 double overtime)	1980-81	Home teams, 40-16 1-point games (7); 2-point games (6); 3-point games (3) Overtime games (5, including 1 double overtime)
2003-04	Home teams, 63-49 1-point games (6); 2-point games (6); 3-point games (10) Overtime games (7, including 2 double overtime)	1979-80	Home teams, 10-11 1-point games (1); 2-point games (3); 3-point games (1)
2002-03	Home teams, 69-43 1-point games (4); 2-point games (9); 3-point games (9) Overtime games (8, including 1 double overtime)		
2001-02	Home teams, 70-42 1-point games (3); 2-point games (11); 3-point games (9); Overtime games (11, including 1 double overtime and 1 four overtime)		
2000-01	Home teams, 73-39 1-point games (7); 2-point games (8); 3-point games (6); Overtime games (6)		
1999-00	Home teams, 61-43 1-point game (4); 2-point games (7); 3-point games (5); Overtime games (4)		
1998-99	Home teams, 62-55 1-point games (4); 2-point games (11); 3-point games (9); Overtime games (5, including 1 double overtime)		
1997-98	Home teams, 71-46 1-point games (4); 2-point games (7); 3-point games (6) Overtime games (4)		
1996-97	Home teams, 69-48 1-point games (3); 2-point games (10); 3-point games (7) Overtime games: (9)		
1995-96	Home teams, 77-40 1-point games (9); 2-point games (5); 3-point games (11) Overtime games: (5)		

## IN-CONFERENCE STREAKS

### Consecutive Wins

22	Villanova, 2014-15/15-16
19	Connecticut, 1997-98/98-99
18	Connecticut, 1993-94/94-95
15	Connecticut, 1994-95/95-96
14	St. John's, 1984-85
14	Boston College, 2003-04/04-05
12	Syracuse, 2003-04/04-05
11	Syracuse, 1983-84/84-85; Georgetown, 2006-07

### Consecutive Losses

24	DePaul, 2007-08/2008-09/2009-10; DePaul, 2009-10/2010-11
21	Miami, 1993-94/94-95
19	Boston College, 1990-91/91-92

# BIG EAST Basketball by Season



## VICTORIES BY SCHOOL

School	Years	OVERALL		
		Wins	Losses	Pct.
Butler	121	1602	1144	.583
Creighton	101	1579	1044	.602
DePaul	96	1467	1024	.589
Georgetown	113	1672	1055	.613
Marquette	102	1633	1006	.619
Providence	92	1442	970	.598
St. John's	109	1854	1029	.643
Seton Hall	107	1515	1086	.582
Villanova	99	1776	934	.655
Xavier	98	1491	995	.600

(All BIG EAST records include Championship games)

## BIG EAST TITLES BY SCHOOL

School	Reg. Season	Champ.	Total
Connecticut	10*	7	17
Georgetown	10*	7	16
Syracuse	10*	5	15
Villanova	9*	5	14
St. John's	5	3	8
Boston College	6*	2	8
Pittsburgh	6*	2	8
Louisville	2	3	5
Seton Hall	2	3	5
Providence	0	2	2
Marquette	1	0	1
Miami	1	0	1
Notre Dame	1*	0	1
West Virginia	0	1	1
Xavier	1	0	1

(Divisional play from 1995-96 to '97-'98 and 2000-01 to 2002-03)

\*Includes Division titles



*Jalen Brunson, Villanova  
2017-18 Consensus National Player of the Year*



*Josh Hart, Villanova  
2016-17 Consensus All-America First Team*



*Doug McDermott, Creighton,  
2013-14 Consensus National Player of the Year*



## BIG EAST Hosts Freshmen Fundamentals

The BIG EAST held its fifth annual Freshmen Fundamentals program in September with the conference inviting the incoming men's basketball freshmen from all 10 league teams to New York City for a two-day forum that featured interactive panel discussions and a visit to Madison Square Garden, home of the BIG EAST Tournament.

Freshmen Fundamentals is designed to assist men's basketball student-athletes in their transition from high school to the elite level of BIG EAST basketball. A former player panel included Villanova's Ryan Arcidiacono, Seton Hall's Michael Nzei and Connecticut's Donny Marshall. Tarik Turner, a former St. John's guard, who is an analyst for FOX Sports and a successful business professional, annually hosts the panel.

Other panel topics included Media Training, Player Mental Health and Relationship Management and Safety. The student-athletes also heard a presentation from former NBA General Manager Dell Demps.

The players also visited the 9/11 Memorial in lower Manhattan.

**BIG EAST**  
CONFERENCE

# Villanova Won Record Third Consecutive Tournament Title

Villanova became the first team in league history to win three straight BIG EAST Tournament titles when the Wildcats edged Seton Hall 74-72 in the championship game at Madison Square Garden before a sellout crowd of 19,812. Villanova was making its fifth consecutive trip to the Saturday night final.

The top-seeded Wildcats were led by seniors Eric Paschall and Phil Booth. Paschall scored a team-high 17 points and Booth added 16. Freshman Saddiq Bey helped with 16 points and 10 rebounds. Seton Hall's Myles Powell scored a game-high 25 points. Booth won the Dave Gavitt Trophy as the Most Outstanding Player.

Friday's sold-out semifinals had an overtime game and a two-point contest. Villanova advanced to the final after a 71-67 overtime win against No. 4 seed Xavier. Seton Hall, the No. 3 seed, prevailed 81-79 over second-seeded Marquette.

In the quarterfinals, Villanova defeated No. 8 seed Providence 73-62 while Seton Hall knocked off sixth-seeded Georgetown 73-57.

The 2019 BIG EAST Tournament sold to 99.7 percent capacity, selling out four of the five sessions for a total attendance of 98,782.

Madison Square Garden has been the home of the BIG EAST Tournament since 1983. The Tournament is the longest running postseason championship in college basketball at the same venue.

